



TRAVEL THERE CO

6455 N Union Blvd Suite 100 TT
Colorado Springs,
CO 80918
Phone: +1 888-688-8954
E-mail: info@travelthereco.com
Web: www.travelthereco.com

Legendary Wildlife of Rwanda & Kenya

Days: Kigali to Nairobi

What's Included

Your Journeys Highlight Moment: Mountain Gorilla Conservation Experience, Volcanoes National Park
Your Journeys Highlight Moment: Gorilla Lecture, Volcanoes National Park
Your Journeys Highlight Moment: Akagera National Park - Conservation and Community, Parc National de l' Akagera
Your Journeys Highlight Moment: Kenya Wildlife Service Conservation Talk, Lake Nakuru National Park
Your Journeys Highlight Moment: Café Ubuntu and Ubuntu Made, Maai Mahiu
Your G for Good Moment: Nyamirambo Women's Centre, Local Lunch, Kigali
Your G for Good Moment: Café Ubuntu , Maai Mahiu, Arrival transfer. All national park entrance fees. Genocide memorial entrance. Mountain gorilla trek with permits. Golden monkey trek with permits. Local village walk. Safari drives in Akagera National Park. Wildlife boat cruise on Lake Ihema. Wildlife safari drives in Masai Mara National Reserve, and Lake Nakuru National Park. Boat trip on Lake Naivasha and wildlife walk on Crescent Island. Internal flight. All transport between destinations and to/from included activities.

Itinerary

Highlights

Observe gorillas and golden monkeys in Rwanda's Volcanoes National Park, Embark on safari in Kenya's legendary Masai Mara, Share lunch and stories with the inspiring women of Kigali's Nyamirambo neighbourhood, Enjoy an insider's perspective on anti-poaching efforts at Rwanda's Akagera National Park.

Dossier Disclaimer

Itinerary Disclaimer

While it is our intention to adhere to the route described below, there is a certain amount of flexibility built into the itinerary and on occasion it may be necessary, or desirable to make alterations. The itinerary is brief, as we never know exactly where our journey will take us. Due to our style of travel and the regions we visit, travel can be unpredictable. The Trip Details document is a general guide to the tour and region and any mention of specific destinations or wildlife is by no means a guarantee that they will be visited or encountered. Aboard expedition trips visits to research stations depend on final permission.

Additionally, any travel times listed are approximations only and subject to vary due to local circumstances.

Important Notes

1. AGE RESTRICTIONS (Rwanda)

Please note that all passengers must be aged 15 years or older (prior to start of travel) to go on this tour - there are no exceptions to this as it is for safety reasons and strictly controlled by the Government.

2. PHYSICAL REQUIREMENT (Rwanda)

This trip is rated a level 4 physical requirement- travellers should be in excellent physical condition, without any heart problems and prepared to spend strenuous days in humid rain forests, steep terrain and high altitude trekking for chimpanzee and gorillas, as well as other primates. Please ensure you meet the requirements as described under "physical rating".

3. TRAVEL DAYS

Travelling can be difficult, as long drives and poor road conditions are the rule as opposed to the exception in Kenya, and Rwanda. Despite this, the diversity and scenery of the African landscape, the local culture and abundant wildlife are all well worth the experience.

4. WILDLIFE SIGHTINGS

Travel There Co can never guarantee the sighting of wildlife, especially when it comes to mountain gorillas. However, the mountain gorilla trek is organized to ensure success. Before heading into the jungle, our local guides receive coordinates from trackers on the whereabouts of the gorillas, and the trackers stay with the gorillas until the group arrives.

5. ILLNESS

Please note that if you are unwell with anything contagious, even a common cold, you may be denied any of the treks to ensure the safety of the gorillas, golden monkeys and chimps. This is a national park regulation, and trekking permits will not be refunded if you are denied entrance due to illness.

6. CAMERAS (Rwanda)

As it is very dark and damp in the jungle; please ensure your camera equipment is appropriate for such conditions and that you bring dry bags to protect it.

7. ELECTRICITY

The power supply in Kenya and Rwanda is nominally 240VAC, 50hz. Variable voltage, spikes and sporadic, unexpected, unscheduled power cuts of varying duration can be expected.

8. YELLOW FEVER

Please be advised that it will be required to show a yellow fever certificate upon entering Kenya and Rwanda.

9. AIRPORT & BORDER HEALTH SCREENINGS

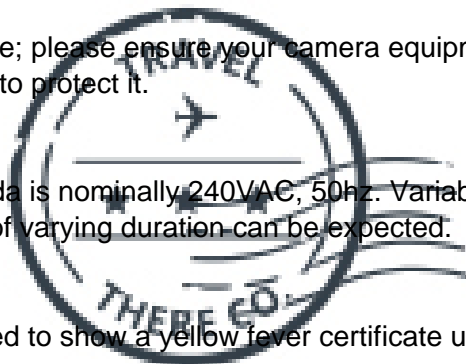
Due to the outbreak of Ebola Virus Disease (EVD) in the Democratic Republic of the Congo (DRC), Rwandan and Ugandan authorities have implemented health screening measures at entry points, including airports and border crossings. Authorities may conduct health screenings of any incoming travelers, including routine medical questioning and temperature readings. Currently, there are no reported cases of Ebola in Uganda or Rwanda, but we want you to be aware of the precautionary measures that are being taken. We recognize that new security measures may be implemented daily throughout the region, so we wish to prepare you with the most current information.

According to the Centers for Disease Control and Prevention (CDC), the Ebola virus is transmitted only through contact with the bodily fluids of an infected individual, as it is not an airborne illness. Per CDC recommendations, we advise our travelers to follow these general hygienic guidelines to help prevent illness while traveling:

- Wash hands with soap and water or an alcohol-based hand sanitizer.
- Avoid contact with the bodily fluids of others.
- For more information about the Ebola virus, please consult the CDC's webpage dedicated to information about Ebola: <http://www.cdc.gov/vhf/ebola/>

10. COMBO TRIP

This tour combines with other Travel There Co tours. As such, the staff and some travel companions on your tour may have previously been traveling together with Travel There Co, prior to Day 1 of your tour. Likewise, some staff and travel companions may be continuing together on another Travel There Co tour, after your trip concludes.



Group Leader Description

The Chief Experience Officer (CEO) will be the group manager and leader. He/she organizes the trip, and will be there to assist you when needed. He/she will take care of the small things so you can concentrate on enjoying your adventure. All of our CEOs in East Africa are experienced group leaders, with a broad knowledge base of the region's history, cultures, and wildlife. Your leader will be from either southern or East Africa depending on which part of the tour you are on. In Rwanda/Uganda the CEO will also drive.

During both treks in Volcanoes National Park, we use an experienced and certified tracking guide, and armed guards to accompany you for your safety.

We also use local guides for some included activities where we think more specific knowledge will add to the enjoyment of the places we are visiting.

In Kenya:

You will be accompanied on your trip by a Travel There Co Chief Experience Officer (CEO). The Chief Experience Officer (CEO) will be the group manager and leader. He/she organizes the trip, and will be there to assist you when needed. Your leader may be from East Africa, or another country outside of the region, and will have a general knowledge base of the region and wildlife. He/she will take care of the small things so you can concentrate on enjoying your adventure. To round out the team, you will be joined by an expert driver/guide, who, as a skilled and experienced driver and a certified safari guide, is an integral part of the team.

Group Size Notes

Max 6, Avg, 5.

Meals Included

14 breakfasts, 11 lunches, 10 dinners

Meals

Most of the meals on this tour are included in the tour price.

Vegetarian meals and other dietary requirements need to be specified prior to arrival. Please note all bottled drinking water will be at your own expense.



Transport

7-seat 4x4 safari vehicle, walking, hiking, boat, plane

About our Transportation

In Rwanda:

Road travel can be difficult, with long drives and poor road conditions at times. Please take note of the travel times and distances in the above itinerary, and consider that this is often on poor quality, bumpy roads. Despite this, most clients feel that the diversity of the African landscape, culture and wildlife are all well worth the experience. As such, this trip will be operated in 4x4 Land Cruiser/safari vehicle. The 4x4s have large windows which slide open for wildlife viewing and photography.

In Kenya:

This trip is done in private 7-seat 4x4 safari vehicle. With sliding windows and a large pop-up roofs, these vehicles are designed for wildlife viewing. Road conditions can run the full range of conditions from new to very poor, and during dry seasons, the roads can become very dusty. This style of travel is the best under the local circumstances, as the seats are comfortable and having our own private vehicle allow us the flexibility of making stops when needed, and to stay and watch that crouching lion prepare for an attack.

Speed governors set to 80kph are used on all vehicles to ensure a safe driving speed. Please note for your

own safety it is mandatory to wear your seat belt at all times when in a vehicle.

All G Adventure vehicles are regularly serviced and follow a strict maintenance schedule. However given the long travel days and rough conditions of many of the roads in Africa, vehicles can and do breakdown on occasion. If such situations occur all drivers are trained mechanics and any vehicle issues are rectified as quickly as possible so as to not disrupt your trip. Your patience is requested if the vehicle you are travelling in happens to encounter a mechanical fault.

Local Flights

The flight between Kigali and Nairobi is included, tickets will be given to you locally.

Solo Travellers

We believe solo travellers should not have to pay more to travel so our group trips are designed for shared accommodation and do not involve a single supplement. Single travellers joining group trips are paired in twin or multi-share accommodation with someone of the same sex for the duration of the trip. Some of our Independent trips are designed differently and solo travellers on these itineraries must pay the single trip price.

Accommodation

Hotel/Lodge (12 nts), comfortable tented camps (2 nts).

About Accommodation

Start and end hotels on this tour offer comfortable accommodations with en-suite bathrooms, standard facilities, and wifi. Additional amenities vary from location to location. Please see the hotel listings on the Full Itinerary if you would like to learn more about the offerings of your accommodations.

The tented camp accommodations on this tour are situated centrally, with easy access to the park for wildlife safari drives. Tents are typically spacious with mosquito-proof netting, comfortable bedding, and en-suite bathroom with flushing toilets and camping showers.

Please remember that hotel/lodge/camp standards can be different from what you are used to in your home country, which is part of the appeal of adventure travel.

Note:

- 1) Under certain circumstances we reserve the right to change accommodation and provide something slightly different to what is described, though it will always be of similar or better standard/level.
- 2) Most lodges and camps do not have 24hr electricity - they usually run on generators which are routinely shut off overnight from approximately 10pm to 5am.
- 3) Lodges and camps are NOT equipped with fans or air conditioning due to the electricity constraints listed above.
- 4) Winter nights (June to September) can be cold, and most lodges and hotels do not have insulation or central heating. If you require additional blankets or a hot water bottle, these can be requested through your CEO or at the reception.

Joining Hotel

For details of your joining hotel please refer to your tour voucher, G Account, the Travel There Co App or contact your travel agent.

Joining Instructions

An arrival transfer is included when you arrive on Day 1, or if you arrive up to three days prior provided that you have booked your pre-accommodation through National Geographic Journeys in our joining hotel. Due to customer experience and quality considerations, all services related to the tour must be continuous.

Our driver will be waiting for you with a National Geographic Journeys sign with your name on it, and they will be waiting for you outside the luggage hall. There most likely will be many signs, so please check carefully for your name. In the unlikely case, you are unable to find the guide after 30 minutes, please call our local representative in Rwanda:

Name: Cathy

Contact: +250 786 831 900

Please note that day 1 is an arrival day and no activities have been planned on this day. Upon arrival to the city on day 1, please make your way to the joining hotel via your included transfer. Details on where to meet your transfer can be found in your voucher notes or on the Travel There Co app.


If you have booked pre-tour accommodations through Travel There Co, please note that you must contact us to confirm the included arrival transfer. Check-in time at your start hotel will be in the afternoon.

Once you arrive at the hotel, look for a note or bulletin board in the reception with a note from your CEO. This note will give the details of your Welcome Meeting on day 1.

Your CEO will contact you at the hotel on Day 1 and make sure you are settled comfortably. If you arrive late, they will leave you a message detailing what time and where you should meet the next morning. Your CEO will organize a short meeting soon after arrival, during which you will meet other tour participants and receive information about general and specific aspects of the trip.

Arrival Complications

We don't expect any problems, and nor should you, but if for any reason you are unable to commence your trip as scheduled, please refer to the emergency contact details provided in this dossier and contact us as soon as possible. If you have a pre-booked transfer, and you have not made contact with our representative within 30 minutes of clearing customs and immigration, we recommend that you make your own way to the Starting Point hotel, following the Joining Instructions. Please apply to your travel agent on your return for a refund of the transfer cost if this occurs.



Emergency Contact

Should you need to contact us during a situation of dire need, it is best to first call either the Travel There Co Local Representative (if one is listed below) or our Travel There Co Local Office. If for any reason you do not receive an immediate answer, please leave a detailed message and contact information, so they may return your call and assist you as soon as possible.

AIRPORT TRANSFER: If you have purchased an arrival through Travel There Co or if an arrival transfer is included in the cost of your tour, please note that: Your arrival transfer has been arranged based on flight information provided to us. If you are advised of a flight schedule change within 48 hours of your scheduled arrival time, we will do our best to rearrange your arrival transfer however we cannot guarantee this. If your arrival transfer does not arrive within 30 minutes after you have exited the arrivals area please take a taxi to your start point hotel.

EMERGENCY CONTACT NUMBERS

Travel There Co Local Office (Nairobi, Kenya)
+254 727 208 832

Travel There Co Local Representative (Rwanda)
Robert: +250 784 744 586 or +250 789 080 348

If you are unable for any reason to contact our local operator or local office, please call the numbers listed below, which will connect you directly with our 24 hour Sales team, who will happily assist you.

Toll-free, North America only: 1 888 800 4100

Calls from UK: 0344 272 0000

Calls from Germany: 0800 365 1000

Calls from Australia: 1 300 796 618

Calls from New Zealand: 0800 333 307

Outside North America, Australia, New Zealand, Germany and the UK: +1 416 260 0999

What to Take

You will be on the move a lot, so our advice is to pack as lightly as possible. Your baggage should be clearly labelled and restricted to one soft compact suitcase, sports bag, or backpack, of medium size, as well as a day pack.

On this trip you may experience several types of weather. It is important to pack clothes for warm days and cool evenings. Light, quick-drying, practical clothes are advisable for this trip.

While hiking, your clothes will in all likelihood get very muddy and may not recover to their original state - therefore take old clothing for trekking. Hard wearing clothes, no bright colours, or no army camouflage clothing should be worn. Greens, khaki and similar neutral clothes are recommended.


Checklist

Documents:

- Flight info (required) (Printouts of e-tickets may be required at the border)
- Insurance info (required) (With photocopies)
- Passport (required) (With photocopies)
- Required visas or vaccination certificates (required) (With photocopies)
- Vouchers and pre-departure information (required)

Essentials:

- Binoculars (optional)
- Camera (With extra memory cards and batteries)
- Cash, credit and debit cards
- Day pack (Used for daily excursions or short overnights)
- Ear plugs
- First-aid kit (should contain lip balm with sunscreen, sunscreen, whistle, Aspirin, Ibuprofen, bandaids/plasters, tape, anti-histamines, antibacterial gel/wipes, antiseptic cream, Imodium or similar tablets for mild cases of diarrhea, rehydration powder, water purification tablets or drops, insect repellent, sewing kit, extra prescription drugs you may be taking)
- Flashlight/torch (Headlamps are ideal)
- Fleece top/sweater
- Footwear
- Hat
- Locks for bags
- Long pants/jeans
- Moneybelt
- Outlet adapter
- Personal entertainment (Reading and writing materials, cards, music player, etc.)
- Reusable water bottle
- Shirts/t-shirts
- Sleepwear
- Small travel towel
- Sunglasses
- Toiletries (Preferably biodegradable)
- Watch and alarm clock
- Waterproof backpack cover
- Windproof rain jacket



Gorillas:

- Gardening gloves (Highly recommended for gorilla trekking)

- Neutral coloured clothing (Your clothes will likely get very muddy - therefore take old clothing for the gorilla trekking. No bright colours should be worn. Greens, khaki and similar neutral clothes are recommended)

Health & Safety:

- Face masks (required)
- Hand sanitizer (required)
- Pen (Please bring your own pen for filling out documents.)
- Rubber gloves

Trekking:

- Gloves
- Hat
- Hiking boots/sturdy walking shoes
- Hiking pants (Convertible/Zip-off and quick dry recommended)
- Snacks (Protein bars, chocolate, dried fruits, candies, energy sweets.)
- Socks (Trekking socks (woollen or synthetic, not cotton).)
- Thermal base layer (Woollen or synthetic, not cotton.)
- Walking poles (Highly recommended.)

Warm Weather:

- Sandals/flip-flops
- Shorts/skirts (Longer shorts/skirts are recommended)
- Sun hat/bandana
- Swimwear

Laundry

Laundry facilities are offered by some of our hotels and lodges for a charge.

Visas and Entry Requirements

All countries require travellers to have a valid passport (with a minimum 6 months validity), and you are required to acquire the entry visas for each of the countries visited.



East Africa Tourist Visa

An East Africa Tourist Visa allows the holder to move freely between Kenya, Rwanda and Uganda with only one Visa, and is valid for a period of 90 days. It also acts as a multiple entry Visa, so if you leave any of the above countries, you do not need a new Visa to re-enter (provided it is within the 90 day validity period). These need to be applied for in advance, and a confirmation letter received from the Rwanda immigration department if the first point of entry is Kigali, Rwanda. You should contact the foreign Embassy (of the country you will be entering through) for more details. The cost is 100USD per person.

<https://irembo.gov.rw/rolportal/en/web/dgie/east-africa-tourist-visa>

RWANDA

Most nationalities need to apply for visa “facilitation” prior to visiting Rwanda. Please check the Rwanda immigration department’s official website – www.migration.gov.rw – which nationalities need a visa and which ones do not – it is VERY important to do this as travellers without the correct documentation with them will NOT be allowed to board their Rwanda bound flight. The visa facilitation is also applied for on this website and you normally get a confirmation in 3-5 working days. Please make sure you apply for this at least a month before your intended arrival to Rwanda. Bring a copy of the visa approval sent to you (VERY important) and pay for the visa at point of entry. Current cost for a 15 day tourist visa is US\$ 50 per person (June 2015) – payable in US\$ cash only. Please be aware that the US\$ notes has to be from 2006 or newer, older notes are NOT accepted for payments in Rwanda.

** Please be advised that a valid yellow fever vaccination card is mandatory for entry into Rwanda.

Kenya

The Kenyan Government has introduced an electronic visa process with effect from July 2nd. Travellers wishing to enter Kenya need to visit www.ecitizen.go.ke and follow instructions for processing their electronic visa in advance of their arrival into Kenya. As this measure was introduced with little advance notice, there is a grace period where travellers may continue to apply upon arrival into Kenya for their visa. A transit visa, which is valid for 6 nights / 7 days within Kenya, for one entry into Kenya only, costs US\$10 OR 10 GBP OR 10 EUR or 10 SWF. Please note that Kenya is now strictly enforcing a "blank pages, condition of entry". All those requiring a visa on arrival must have at least two blank pages available in their passports. Failure to meet this requirement could mean that entry will be refused. This information is accurate at the time of writing. Though as fees and policies can change, we highly recommend that you contact your local embassy or consulate for the most up-to-date visa requirements, or see your travel agent. It is your responsibility to have the correct travel documentation.

This information is accurate at the time of writing, and please contact your local embassy or consulate for the most up-to-date visa requirements and costs, regarding these, and the other countries visited, or see your travel agent. It is your responsibility to have the correct travel documentation.

Spending Money

Every traveller is different and therefore spending money requirements will vary. Some travellers may drink more than others while other travellers like to purchase more souvenirs than most. Please consider your own spending habits when it comes to allowing for drinks, shopping and tipping. Please also remember the following specific recommendations when planning your trip.

Money Exchange

The local currency in Rwanda is the Rwanda Franc. There are several foreign exchange bureaus in Kigali offering similar rates, the most widely accepted currency is US\$. Your CEO will inform you where you can change money throughout the tour and approximately how much money you will need for each country. That said, most everything is included in this tour - we recommend that you bring enough USD cash with you, to cover for any additional drinks/snacks and souvenir shopping.

The local currency in Kenya is the Kenyan Shilling (KES, or KSH).

Shillings can be obtained locally by changing foreign currency or by using ATMs (where available) which will disperse local currency. Your CEO will inform you where you can change money throughout the tour and approximately how much money you will need for each country.

The easiest foreign currency to exchange for locally for any of the local currencies is the \$US; however the British Pound and Euro may also be exchanged as well. Please note that due to past problems with forgery, \$US notes that are older than year 2006 are not accepted in Africa. Larger note (\$US 50, \$US 100 etc) can be difficult to change in some places, but will gain you the best exchange rate.

If you plan to buy your visas at borders, you will need to bring \$USD cash to pay for these visas. Please note you cannot use the local currency or any other currency to buy these visas- they must be purchased in USD.

Please do not bring Travellers' cheques to Africa. They are difficult if not impossible to exchange in many places.

Visa/Plus system cards are the most widely accepted debit cards. it is harder to find machines Mastercard/Cirrus cards. We highly recommend that if you hold a Mastercard, you obtain a Visa card prior to departure and travel with both. This is also useful should something unforeseen happen to one of your cards during your travels. While there are many ATMs in the major centres, there are no guarantees that your credit

or debit cards will actually work in Africa. Check with your bank.

Credit cards can be used in major cities and towns ONLY but please do not rely on them as a method of payment because they are generally not widely accepted. You should be aware that to purchase products or services on a credit card a fee of 5%-10% usually applies. The majority of our optional activities can also be paid by credit card. Your CEO will advise on these.

Please note that in many areas there may be occasional power-outages, where there will be no electricity for hours at a time. In addition, ATMs outside of larger centers often run out of cash or can be out of order unexpectedly. These factors could affect your ability to access money from ATMs. As such, please do not rely on credit or debit cards as your only source of money.

A combination of foreign currency and debit/credit cards for cash advances is best. Always take more rather than less, as you don't want to spoil the trip by constantly feeling short of funds.

As currency exchange rates can fluctuate often we ask that you refer to the following website for daily exchange rates: www.xe.com.

Emergency Fund

Please also make sure you have access to at least an additional USD \$200 (or equivalent) as an 'emergency' fund, to be used when circumstances outside our control (ex. a natural disaster) require a change to our planned route. This is a rare occurrence!

Departure Tax

USD40, usually included in most international air tickets.

Tipping

Tipping is an expected, though not compulsory, component of your tour program. The gesture serves as an expression of appreciation for exceptional service, and amounts given are up to your discretion.

Tipping is one of the most direct ways that you can have a positive economic impact within the African community. Although it may not be customary for you, it is an important source of income for those in the tourism industry. Giving a tip should be seen as a formal 'thank you', and the action should in no way be awkward.

The best method of tipping someone that has served the whole group is to plan in advance, and not rush when it comes to saying goodbye. A suggestion would be for each group member to contribute anonymously by putting their tip into an envelope. This often works the best and the group should gather to present the gift to the recipient(s), offering their thanks and showing their appreciation. This method brings the action out into the open, allowing for a friendly and appreciative interaction between the group and the recipient(s).

You may use the following as a guideline, all given in a per person format:

G CEOs and drivers: \$5-10 USD each, per day worked.

Gorilla Trekking Guides: \$10-15 USD (per day)

Gorilla Trekking Porters: \$20 USD (per day)

Restaurant/Café servers: 10% of cost of bill, especially when in a large group (no envelope required).

Local guides: \$1 USD for every couple of hours

Optional Activities

Masai Mara

Health

We recommend you contact your family physician, or your local travel clinic for the most up-to-date health information at least one month before departure. Travellers should also carry a basic first-aid kit and hand sanitizers/antibacterial wipes on their travels. Medical facilities are basic throughout these countries. For your own safety, we strongly recommend that you advise your tour leader of any medical condition that may affect you while travelling with the group. Your tour leader will be able to inform you of local health advisories (e.g. drinking water quality). Please ensure you have all the inoculations recommended by your doctor.

Yellow Fever Certificate Note: (Updated: May 2017)

It is compulsory to show a valid Yellow Fever Certificate if you are travelling to the following Travel There Co-visited countries from a Yellow Fever endemic country:

- Botswana
- Ethiopia
- Kenya
- Madagascar
- Malawi
- Mozambique
- Namibia
- Rwanda
- South Africa
- Swaziland
- Uganda
- Zambia
- Zimbabwe



For some of these countries, proof of Yellow Fever vaccination is also required for passengers who have travelled more than 12 hours through the airport of an endemic country. If other countries not endemic to Yellow Fever have been visited after visiting an endemic country, then a Yellow Fever certificate may still be required on entry. Please check country-specific regulations before your departure.

Malaria

Malaria is a mosquito-borne disease that is present in some regions in Africa. Risk of malaria can increase during periods of heavy rain, during the rainy seasons, and in densely populated areas of Southern & East Africa. To prevent malaria, we recommend speaking to your doctor about taking preventative medication (prophylaxis), combined with regular use of insect repellent spray/cream. Please check updated travel health advisories specific to malaria before your departure.

Safety and Security

Many national governments provide a regularly updated advice service on safety issues involved with international travel. We recommend that you check your government's advice for their latest travel information before departure. We strongly recommend the use of a neck wallet or money belt while travelling, for the safe keeping of your passport, air tickets, travellers' cheques, cash and other valuable items. Leave your valuable jewellery at home - you won't need it while travelling. Many of the hotels we use have safety deposit boxes, which is the most secure way of storing your valuables. A lock is recommended for securing your luggage. When travelling on a group trip, please note that your group leader has the authority to amend or cancel any part of the trip itinerary if it deemed necessary, due to safety concerns. Your Chief Experience Officer (CEO) will accompany you on all included activities. During your trip you will have some free time to pursue your own interests, relax and take it easy and explore at your leisure. While your CEO will assist you with options available in a given location, please note that any optional activities you undertake are not part of your itinerary,

and we offer no representations about the safety of the activity or the standard of the operators running them. Please use your own good judgement when selecting an activity in your free time. Although the cities visited on tour are generally safe during the day, there can be risks to wandering throughout any major city at night. It is our recommendation to stay in small groups and to take taxis to and from restaurants, or during night time excursions.

Water based activities have an element of danger and excitement built into them. We recommend only participating in water based activities when accompanied by a guide(s). We make every reasonable effort to ensure the fun and adventurous element of any water based activities (in countries with varying degrees of operating standards), have a balanced approach to safety. It is our policy not to allow our CEOs to make arrangements on your behalf for water based activities that are not accompanied by guide(s).

Swimming, including snorkeling, is always at your own risk. [Read more about travel safety](/travel-resources/safety/) for ways to further enhance your personal safety while traveling.

Trip Specific Safety

Cities

Please exercise caution in the cities and always take a pre-arranged taxi if you go out at night.

Trekking/safari

At all times, please abide by all National park/reserve rules and always follow interactions from guides/trackers specifically, these are set to not just protect the wildlife but also to protect you.

Photography

Please refrain from taking photos of police stations, airports, bus stations, immigration and border crossings, army barracks and personnel, or any government building. It is against the law and will result in the minimum of your film and camera being confiscated.

**NAIROBI

...isn't classed as a safe city. Some precautions you should take are:

*Always leave your passport (It's better to carry a photocopy of it instead), traveller's cheques, flight tickets and money that you won't be using in the safe deposit at the hotel reception. This is free of charge to Travel There Co clients.

*Remember that like in any other city, you should never leave your bags unattended, nor flaunt jewellery, cameras etc

*Please don't wander through the city to unknown areas especially at night. Stick to the main streets only during the day, and after sundown, please take a taxi. Taxis can be organised from reception. Also, take the address of the hotel with you.

*People are generally friendly, but don't let people take advantage of you, especially the sales people!

* Beware of people approaching you on the street with an apparent interest of where you are from, and want to sit down and have a chat with you. These people are con men and will ask you for money.

* People on the street who ask you if you want a safari and have a brochure are often con men, best to avoid these folk. Besides, you're already on safari

Medical Form

A Couple of Rules

Illegal drugs will not be tolerated on any trips. Possessing or using drugs not only contravenes the laws of the land but also puts the rest of the group at risk. Smoking marijuana and opium is a part of local culture in some parts of the world but is not acceptable for our travellers. Our philosophy of travel is one of respect towards everyone we encounter and in particular the local people who make the world the special place it is. The exploitation of people in the sex trade is completely contrary to this philosophy. Our CEOs have the right to expel any member of the group if drugs are found in their possession or if they utilize the services of paid sex workers, in any capacity.

A Word of Warning

Travel Insurance

Travel insurance is compulsory in order to participate on any of our trips. When travelling on a group trip, you will not be permitted to join the group until evidence of travel insurance has been sighted by your leader, who will take note of your insurance details. When selecting a travel insurance policy we require that at a minimum you are covered for medical expenses including emergency evacuation and repatriation. A minimum coverage of USD200,000 is required. Travel There Co can provide you with the appropriate coverage. We strongly recommend that the policy also covers personal liability, cancellation, curtailment and loss of luggage and personal effects. Some tours include adventure activities that require extra coverage (e.g. crampon use); please review your itinerary and make sure that you are covered for all included activities. If you have credit card insurance we require proof of purchase of the trip (a receipt of credit card statement) with a credit card in your name. Contact your bank for details of their participating insurer, the level of coverage and emergency contact telephone number.

Local Dress

Feedback

After your travels, we want to hear from you! Your feedback information is so important to us that we'll give you 5% off the price of your next Travel There Co trip if your feedback is completed on-line within 30 days of finishing your trip. Your tour evaluation will be e-mailed to you 24 hours after the conclusion of your trip. If you do not receive the tour evaluation link in the days after your tour has finished, please drop us a line at customerservice@gadventures.com and we will send it on to you.

Minimum Age

Minimum age of 15 years for this trip.

International Flights

Check-in times and baggage allowances/restrictions vary by airline and can change at any time. For the most up-to-date information for your flight, please contact your airline. We recommend checking in online in advance to avoid potential delays at the airport.

