



TRAVEL THERE CO

6455 N Union Blvd Suite 100 TT
Colorado Springs,
CO 80918
Phone: +1 888-688-8954
E-mail: info@travelthereco.com
Web: www.travelthereco.com

National Parks Family Journey: Yellowstone and Grand Teton

Days: Jackson to Jackson

What's Included

Your Family Journeys Moment: Grand Teton Scenic River Float, Grand Teton National Park. Arrival transfer. Guided Snake River float. Grand Teton National Park entrance. Jenny Lake boat ride. Yellowstone National Park entrance. Two full days touring through Yellowstone National Park's highlights. Lamar Valley wildlife safari. All transport between destinations and to/from included activities.

The information in this trip details document has been compiled with care and is provided in good faith. However it is subject to change, and does not form part of the contract between the client and the operator. The itinerary featured is correct at time of printing. It may differ slightly to the one in the brochure. Occasionally our itineraries change as we make improvements that stem from past travellers, comments and our own research. Sometimes it can be a small change like adding an extra meal along the itinerary. Sometimes the change may result in us altering the tour for the coming year. Ultimately, our goal is to provide you with the most rewarding experience. Please note that our brochure is usually released in November each year. If you have booked from the previous brochure you may find there have been some changes to the itinerary.

VERY IMPORTANT: Please ensure that you print a final copy of your Trip Details to review a couple of days prior to travel, in case there have been changes that affect your plans.

Itinerary

Highlights

Set out on a wildlife safari through Yellowstone's Lamar Valley, where wolves prowl, buffalo roam, and grizzly bears gather, Raft down the Snake River in Grand Teton National Park, and break for a riverfront barbecue, Marvel at the bubbling mud pots, exploding geysers, and steaming hot springs that reveal the wild underground world of the Yellowstone supervolcano, Complete an educational odyssey as you work to earn your junior ranger badges from both parks.

Dossier Disclaimer

The information in this trip details document has been compiled with care and is provided in good faith. However it is subject to change, and does not form part of the contract between the client and the operator. The itinerary featured is correct at time of printing. It may differ slightly to the one in the brochure. Occasionally our itineraries change as we make improvements that stem from past travellers, comments and our own research. Sometimes it can be a small change like adding an extra meal along the itinerary. Sometimes the change may result in us altering the tour for the coming year. Ultimately, our goal is to provide you with the most rewarding experience. Please note that our brochure is usually released in November each year. If you have booked from the previous brochure you may find there have been some changes to the itinerary.

VERY IMPORTANT: Please ensure that you print a final copy of your Trip Details to review a couple of days

prior to travel, in case there have been changes that affect your plans.

Itinerary Disclaimer

Important Notes

1. TRAVEL DAYS

In order to cover the vast distance in North America to be able to visit several different parks and cities along our trip, we will have a couple of long driving days.

2. WALKS AND HIKES - OPTIONAL

All walks and hikes proposed by our CEO will be easy to moderate level. You may choose to participate or not, but exploring our national parks on foot is part of our way of travelling. It's a healthy way to discover North America's beauty and landscape.


3. LEGAL DRINKING AGE

Please note that the legal drinking age in the United States is 21. Many bars and clubs will ask for ID at the door, therefore listening to live music in certain bars or spending a night out is not possible when you are under the legal age, even if you don't plan on consuming alcohol. Drinking laws are strictly enforced and our CEOs are unable to help those under age obtain alcohol of any kind.

While this should not stop those under legal drinking age from booking a tour, it is important to note that if a traveller is under-age there are certain optional nighttime activities that they may not legally be able to participate in. When trying to book the right trip, we recommend that travellers under legal drinking age take this into consideration when booking a tour that visits several big cities.

4. Family Insurance

Options for family travel insurance are available. Please enquire with your Family Trip Specialist for more information.



Group Leader Description

All National Geographic Family Journeys with Travel There Co group trips are accompanied by two of our group leaders. The aim of the group leader is to take the hassle out of your travels and to help you have the best trip possible. They will provide information on the places you are travelling through, offer suggestions for things to do and see, recommend great local eating venues and introduce you to our local friends. While not being guides in the traditional sense; you can expect them to have a broad general knowledge of the countries visited on the trip, including historical, cultural, religious and social aspects. We also use local guides where we think more specific knowledge will add to the enjoyment of the places we are visiting- we think it's the best of both worlds.

Group Size Notes

19

Meals Included

7 breakfasts, 3 lunches, 1 dinner

Meals

Eating is a big part of traveling and we encourage you to experience the vast array of wonderful food that is available out in the world. Its important to remember, that food may be different from what you are used to at home and that some things may not be available in other countries.

Some meals are included in the trip price, while others are not, to allow flexibility and choice to you and your

family. For non-included meals our CEOs will still make arrangements for the group to eat together, which allows you to taste a larger variety of dishes and enjoy each other's company. There is no obligation to do this though. For all trips please refer to the meals included and budget information for included meals and approximate budget (per person) for meals not included.

Throughout this trip, breakfast is included daily (ranging from continental to buffet depending on the trip), as are healthy, local snacks. Tap water is safe and drinkable everywhere. Please remember to bring your own refillable bottle and refill at the start of each day.

Note that any special meal requirements or dietary restrictions need to be specified at time of booking.

Transport

Private vehicle, boat, walking

About our Transportation

For this trip we use a 21-passenger van with internal luggage storage for up to 19 people plus a CEO and Driver.

These vans are durable vehicles that allow us to drive on most types of roads in North America.

With mandatory seat belts to keep us secure and safe. No standing is permitted in these vehicles.

This is not a physically demanding journey. There is air conditioning to cool things down on warm days to keep everyone more comfortable. Travelling can be difficult, with long drives and limited space in the van. Please take note of the travel times and distances in the above itinerary. Despite some of the long days, most travellers feel that the diversity of the North American landscape, culture and wildlife are all well worth the experience!

Local Flights

Solo Travellers

We believe solo travellers should not have to pay more to travel so our group trips are designed for shared accommodation and do not involve a single supplement. Odd number adult travellers in your family will be paired in twin accommodation with another adult traveller of the same sex for the duration of the trip.

Accommodation

Hotels (7 nts)

About Accommodation

Rooming is based on double occupancy (2 passengers / 2 beds per room); all other room configurations are on request and cannot be guaranteed. We will try to accommodate triples/quad requests whenever possible and it's important to note that rooming configuration can change from city to city and 2 single beds are the standard configuration in a room.

Joining Hotel

For details of your joining hotel please refer to your tour voucher, G Account, the Travel There Co App or contact your travel agent.

Joining Instructions

An arrival transfer is included when you arrive on Day 1, or if you arrive up to three days prior provided that you have booked your pre-accommodation in our joining hotel.



Your tour CEO will be waiting for you with a National Geographic Journeys sign with your name on it, and they will be waiting for you outside the luggage hall. In the unlikely case, you are unable to find the guide after 30 minutes, please call our local support line.

Please note that Day 1 is an arrival day and no activities have been planned, so you may arrive at any time. Similarly, the last day is a departure day in which no activities are planned.

Arrival Complications

We don't expect any problems, and nor should you, but if for any reason you are unable to commence your trip as scheduled, please refer to the emergency contact details provided in this dossier and contact us as soon as possible. If you have a pre-booked transfer, and you have not made contact with our representative within 30 minutes of clearing customs and immigration, we recommend that you make your own way to the Starting Point hotel, following the Joining Instructions. Please apply to your travel agent on your return for a refund of the transfer cost if this occurs.

Emergency Contact

What to Take

You will be on the move a lot, so our advice is to pack as lightly as possible. Your baggage should be clearly labelled and restricted to one soft compact suitcase, sports bag, or backpack. A daypack is also essential for carrying everyday items. Space is limited on transportation, so there is a limit of one main piece of luggage per person. Porters are not often available, so be prepared to carry your own bags.

Checklist

Cold weather:

- Long-sleeved shirts or sweater
- Scarf
- Warm gloves
- Warm hat
- Warm layers



Documents:

- Flight info (required) (Printouts of e-tickets may be required at the border)
- Insurance info (required) (With photocopies)
- Passport (required) (With photocopies)
- Required visas or vaccination certificates (required) (With photocopies)
- Vouchers and pre-departure information (required)

Essentials:

- Binoculars (optional)
- Camera (With extra memory cards and batteries)
- Cash, credit and debit cards
- Day pack (Used for daily excursions or short overnights)
- Ear plugs
- First-aid kit (should contain lip balm with sunscreen, sunscreen, whistle, Aspirin, Ibuprofen, bandaids/plasters, tape, anti-histamines, antibacterial gel/wipes, antiseptic cream, Imodium or similar tablets for mild cases of diarrhea, rehydration powder, water purification tablets or drops, insect repellent, sewing kit, extra prescription drugs you may be taking)
- Flashlight/torch (Headlamps are ideal)
- Fleece top/sweater
- Footwear
- Hat
- Locks for bags

- Long pants/jeans
- Moneybelt
- Outlet adapter
- Personal entertainment (Reading and writing materials, cards, music player, etc.)
- Reusable water bottle
- Shirts/t-shirts
- Sleepwear
- Small travel towel
- Sunglasses
- Toiletries (Preferably biodegradable)
- Watch and alarm clock
- Waterproof backpack cover
- Windproof rain jacket

Health & Safety:

- Face masks (required)
- Hand sanitizer (required)
- Pen (Please bring your own pen for filling out documents.)
- Rubber gloves

Warm weather:

- Sandals/flip-flops
- Shorts/skirts (Longer shorts/skirts are recommended)
- Sun hat/bandana
- Swimwear

Note: It is important to pack clothes for warm days and cool evenings, as well as a light waterproof jacket. For days in the outdoors, layering is key. We recommend the use of lightweight, breathable, clothes.

Yellowstone can have unpredictable weather with snow and heavy rain even in Summer time. Spring time can be snowy (until end of June) and fall season could start as soon as mid-August. Make sure you have clothing for all conditions.

We're working with our accommodation partners to reduce single-use plastic on our tours by providing safe drinking water for refillable bottles wherever possible. Find out more about our Plastics Partnership Project [here](https://www.gadventures.com/about-us/responsible-travel/plastics-partnership-project/).

Laundry

Laundry facilities are offered by some of our hotels for a charge or ask your CEO where the closest laundromat is. There will be times when you may want to or have to do your own laundry, so we suggest you bring non-polluting/biodegradable soap.

Visas and Entry Requirements

Spending Money

Every traveller is different and therefore spending money requirements will vary. Some travellers may drink more than others while other travellers like to purchase more souvenirs than most. Please consider your own spending habits when it comes to allowing for drinks, shopping and tipping. Please also remember the following specific recommendations when planning your trip.

Money Exchange

The United States currency is the US Dollar (USD).

Credit cards are accepted almost everywhere in the US and can be used to purchase small and large items.

When purchasing products or services with a foreign credit card in the USA, you may be charged additional fees by your credit card company for foreign purchases.

Credit cards and debit cards are very useful for cash advances but you must remember to bring your PIN number (be aware that many ATM machines only accept 4-digit PINs). Both Cirrus and Plus system cards are the most widely accepted debit cards. Both Visa and Master Cards are the most widely accepted credit cards. While ATMs are commonly available, there are no guarantees that your credit or debit cards will actually work check with your bank before you travel. A visit to an ATM can be arranged on Day 1 and other days of the trip.

Do not rely on credit or debit cards as your only source of money. A combination of US Dollars as cash (preferably smaller bills, 5's, 10's and 20's), traveller's cheques and credit cards is best. Currency exchange is best obtained prior to travel or at the airport, currency exchange is very difficult to find in the USA and most banks do not accommodate.

Always take more rather than less, as you don't want to spoil the trip by constantly feeling short of funds.

As currency exchange rates can fluctuate often we ask that you refer to the following website for daily exchange rates: www.xe.com

Emergency Fund

Departure Tax

Tipping

Local tipping is included on this Family trip which covers local guides, drivers and gratuity for included meals. At the end of your trip if you felt your two Chief Experience Officers did an outstanding job, tipping is appreciated. The amount is entirely a personal preference, however as a guideline, per CEO \$5-10 USD per person, per day can be used as a guide.

For non-included meals in restaurant, a guideline is 15-20% of cost of bill.

Optional Activities

Colter Bay

- Swim or Hike around Colter Bay (Free, Free per group)
- Canoe or Kayak on Colter Bay (20-44USD per person)


Grand Teton National Park

- Horseback Riding in Grand Teton NP (45-78USD per person)

Health

Safety and Security

Many national governments provide a regularly updated advice service on safety issues involved with international travel. We recommend that you check your government's advice for their latest travel information before departure. We strongly recommend the use of a neck wallet or money belt while travelling, for the safe keeping of your passport, air tickets, travellers' cheques, cash and other valuable items. Leave your valuable jewellery at home - you won't need it while travelling. Many of the hotels we use have safety deposit boxes, which is the most secure way of storing your valuables. A lock is recommended for securing your luggage. When travelling on a group trip, please note that your group leader has the authority to amend or cancel any part of the trip itinerary if it deemed necessary, due to safety concerns. Your Chief Experience Officer (CEO) will accompany you on all included activities. During your trip you will have some free time to pursue your own



interests, relax and take it easy and explore at your leisure. While your CEO will assist you with options available in a given location, please note that any optional activities you undertake are not part of your itinerary, and we offer no representations about the safety of the activity or the standard of the operators running them. Please use your own good judgement when selecting an activity in your free time. Although the cities visited on tour are generally safe during the day, there can be risks to wandering throughout any major city at night. It is our recommendation to stay in small groups and to take taxis to and from restaurants, or during night time excursions.

Water based activities have an element of danger and excitement built into them. We recommend only participating in water based activities when accompanied by a guide(s). We make every reasonable effort to ensure the fun and adventurous element of any water based activities (in countries with varying degrees of operating standards), have a balanced approach to safety. It is our policy not to allow our CEOs to make arrangements on your behalf for water based activities that are not accompanied by guide(s).


Swimming, including snorkeling, is always at your own risk. [Read more about travel safety](/travel-resources/safety/) for ways to further enhance your personal safety while traveling.

Trip Specific Safety

Medical Form

A Couple of Rules

Illegal drugs will not be tolerated on any trips. Possessing or using drugs not only contravenes the laws of the land but also puts the rest of the group at risk. Smoking marijuana and opium is a part of local culture in some parts of the world but is not acceptable for our travellers. Our philosophy of travel is one of respect towards everyone we encounter and in particular the local people who make the world the special place it is. The exploitation of people in the sex trade is completely contrary to this philosophy. Our CEOs have the right to expel any member of the group if drugs are found in their possession or if they utilize the services of paid sex workers, in any capacity.



A Word of Warning

Travel Insurance

Travel insurance is compulsory in order to participate on any of our trips. When travelling on a group trip, you will not be permitted to join the group until evidence of travel insurance has been sighted by your leader, who will take note of your insurance details. When selecting a travel insurance policy we require that at a minimum you are covered for medical expenses including emergency evacuation and repatriation. A minimum coverage of USD200,000 is required. Travel There Co can provide you with the appropriate coverage. We strongly recommend that the policy also covers personal liability, cancellation, curtailment and loss of luggage and personal effects. Some tours include adventure activities that require extra coverage (e.g. crampon use); please review your itinerary and make sure that you are covered for all included activities. If you have credit card insurance we require proof of purchase of the trip (a receipt of credit card statement) with a credit card in your name. Contact your bank for details of their participating insurer, the level of coverage and emergency contact telephone number.

Local Dress

Feedback

Minimum Age

Minimum age of 7 years for this trip.

International Flights

Check-in times and baggage allowances/restrictions vary by airline and can change at any time. For the most up-to-date information for your flight, please contact your airline. We recommend checking in online in advance to avoid potential delays at the airport.

Last updated: Sat 18 Jan '25

