



TRAVEL THERE CO

6455 N Union Blvd Suite 100 TT
Colorado Springs,
CO 80918
Phone: +1 888-688-8954
E-mail: info@travelthereco.com
Web: www.travelthereco.com

Tanzania Family Journey: A Serengeti Safari

Days: Arusha to Arusha

What's Included

Your G for Good Moment: Mto wa Mbu Village Visit and Lunch, Mto wa Mbu
Your G for Good Moment: Clean Cookstove Project Visit, Mto wa Mbu
Your Family Journeys Moment: Mto wa Mbu Painting and Crafts, Mto wa Mbu
Your Family Journeys Moment: Coffee Farm Visit and Tour, Karatu. Arrival transfer. Wildlife safari drives in Ngorongoro Crater and Serengeti National Park. Entrance to Olduvai Gorge Museum and Visitors Centre. Coffee plantation tour. All transport between destinations and to/from included activities.

The information in this trip details document has been compiled with care and is provided in good faith. However it is subject to change, and does not form part of the contract between the client and the operator. The itinerary featured is correct at time of printing. It may differ slightly to the one in the brochure. Occasionally our itineraries change as we make improvements that stem from past travellers, comments and our own research. Sometimes it can be a small change like adding an extra meal along the itinerary. Sometimes the change may result in us altering the tour for the coming year. Ultimately, our goal is to provide you with the most rewarding experience. Please note that our brochure is usually released in November each year. If you have booked from the previous brochure you may find there have been some changes to the itinerary.

VERY IMPORTANT: Please ensure that you print a final copy of your Trip Details to review a couple of days prior to travel, in case there have been changes that affect your plans.

Itinerary

Highlights

Learn to paint with an artist in Mto wa Mbu village, Unearth the history of human evolution at Olduvai Gorge, Embark on numerous wildlife safari drives, Visit the Travel There Co-supported Clean Cookstoves Project.

Dossier Disclaimer

The information in this trip details document has been compiled with care and is provided in good faith. However it is subject to change, and does not form part of the contract between the client and the operator. The itinerary featured is correct at time of printing. It may differ slightly to the one in the brochure. Occasionally our itineraries change as we make improvements that stem from past travellers, comments and our own research. Sometimes it can be a small change like adding an extra meal along the itinerary. Sometimes the change may result in us altering the tour for the coming year. Ultimately, our goal is to provide you with the most rewarding experience. Please note that our brochure is usually released in November each year. If you have booked from the previous brochure you may find there have been some changes to the itinerary.

VERY IMPORTANT: Please ensure that you print a final copy of your Trip Details to review a couple of days prior to travel, in case there have been changes that affect your plans.

Itinerary Disclaimer

While it is our intention to adhere to the route described below, there is a certain amount of flexibility built into the itinerary and on occasion it may be necessary, or desirable to make alterations. The itinerary is brief, as we never know exactly where our journey will take us. Due to our style of travel and the regions we visit, travel can be unpredictable. The Trip Details document is a general guide to the tour and region and any mention of specific destinations or wildlife is by no means a guarantee that they will be visited or encountered. Aboard expedition trips visits to research stations depend on final permission.

Additionally, any travel times listed are approximations only and subject to vary due to local circumstances.

Important Notes

1. MIGRATION

Tanzania and Kenya

The Seronera Plains, which lie in the southeast of the Serengeti National Park and extend into the western Ngorongoro Conservation Area, form the main ungulate calving grounds of the Serengeti. The wildebeest typically disperse into the Seronera plains during the short rains, which fall in late November or early December, before calving in January, and staying put until the end of the long rains from January to early May. Towards the end of April the wildebeest start to congregate on the southern plains in the preparation for the 800km northward migration. The major obstacle faced by the wildebeest on this migration is the crossing for the Grumeti River through the western corridor, which typically occurs from June into early July. From July to October, the ungulates disperse again, with about half of them cross the Mara River into Kenya's Masai Mara National Reserve and the remainder spreading out through the northern and western Serengeti. By late October the animals have generally started to plod back southward to the Seronera Plains, to arrive there in late November when the cycle starts all over again.

2. DRIVES

This is not a physically demanding journey; however, travelling can be difficult, as long drives and poor road conditions are the rule as opposed to the exception in Tanzania. A safari is about travelling to see animals, so we cover long distances crossing the country to visit different national parks. Once there, we spend the majority of the time viewing wildlife while driving in the parks. This translates to a lot of driving. Despite this, the diversity and scenery of the African landscape, the local culture and abundant wildlife are all well worth the experience.

3. ELECTRICITY

All lodges and camps will have electricity although many work off solar, or generators with limited times.

The power supply in Tanzania is nominally 240VAC, 50hz.

Variable voltage, spikes and sporadic, unexpected, unscheduled power cuts of varying duration can be expected.

4. LUGGAGE COMPLICATIONS FLYING INTO NAIROBI: It occasionally happens that luggage on international flights into Nairobi does not arrive, especially with, but not exclusive to, major airlines that fly from London-Heathrow or in Schiphol (Amsterdam). Please be aware that this may happen, especially if you have a tight connection in either of these centres, are flying with different airlines with a connection, have a last minute flight change or re-route, or fly from or connect through another African centre. Please be prepared and keep all important documentation and valuables on your person. As well we recommend a change of clothes in your hand luggage. If unfortunately this does happen, and your luggage does not arrive, you should be entitled to a limited initial compensation from your airline. In Nairobi, the arrival of lost luggage normally takes between 48 and 72 hours after the initial plane's arrival. The airlines technically should be responsible to forward your luggage to you, to your hotel or elsewhere in Kenya. You may find that you will be needed to travel to Tanzania to begin your tour, and you still have not received your luggage. Considering that the customer service standards in Kenya are different from home, and that we find that the airlines are not always pro-active in helping luggage in its care be reunited with its owner, it is recommended that you purchase locally the needed items, and hire someone locally to persist with the your airline to retrieve your luggage. Please see the emergency local contact number, and our local manager will be able to help you organize this, and once your luggage is retrieved, it should be able to be forwarded to you – depending where you are. Please note that any costs that you may incur for luggage retrieval or sending luggage are not the responsibility of Travel There Co,

though we will always strive to assist you in any way possible. You should always keep all receipts and documentation, and contact your airline or insurance provider for reimbursement.

5. FLYING THROUGH LONDON-HEATHROW to EAST AFRICA?

Please note that regardless of the rules in other centres, travellers flying from, or connecting in, London-Heathrow are currently only permitted one carry-on piece of luggage and one small personal bag (purse, laptop-size bag, briefcase) on board on flights to Nairobi. If you arrive to the security gate with 2 pieces, you will be forced to check-in one of them, which may result in complications noted above. This policy is in place as of the time of writing, though local rules and regulations may indeed change. It is thus advisable to contact your airline directly for the most up-to-date information.

6. YELLOW FEVER

It may be required to show a Yellow Fever certificate upon entering the country visited. Please check in with your local health expert for advice on Yellow Fever and other inoculations required for this area.

7. ACCOMMODATION


Please note all accommodation listed below is not guaranteed, but is indicative of the types of accommodation used.

8. FAMILY INSURANCE

Options for family travel insurance are available. Please enquire with your Family Trip Specialist for more information.

Group Leader Description

All National Geographic Family Journeys with Travel There Co group trips are accompanied by two of our group leaders. The aim of the group leader is to take the hassle out of your travels and to help you have the best trip possible. They will provide information on the places you are travelling through, offer suggestions for things to do and see, recommend great local eating venues and introduce you to our local friends. While not being guides in the traditional sense; you can expect them to have a broad general knowledge of the countries visited on the trip, including historical, cultural, religious and social aspects. We also use local guides where we think more specific knowledge will add to the enjoyment of the places we are visiting- we think it's the best of both worlds.



Group Size Notes

Max 18.

Meals Included

7 breakfasts, 4 lunches, 6 dinners

Meals

Eating is a big part of traveling and we encourage you to experience the vast array of wonderful food that is available out in the world. Its important to remember, that food may be different from what you are used to at home and that some things may not be available in other countries.

Some meals are included in the trip price, while others are not, to allow flexibility and choice to you and your family. For non-included meals our CEOs will still make arrangements for the group to eat together, which allows you to taste a larger variety of dishes and enjoy each other's company. There is no obligation to do this though. For all trips please refer to the meals included and budget information for included meals and approximate budget (per person) for meals not included.

Throughout this trip, breakfast is included daily (ranging from continental to buffet depending on the trip). Drinking water is available throughout (don't forget your refillable water bottle as you will have access to either filtered water from hotels or as made available by the CEO). Healthy, local snacks will also be available.

Note that any special meal requirements or dietary restrictions need to be specified at time of booking.

Transport

7-seat 4x4 safari vehicle, walking

About our Transportation

This trip is run in private 7-seat 4x4 safari vehicles, with sliding windows and a large pop-up roofs, designed for wildlife viewing. There is a maximum of six passengers per vehicle, and we will use up to 3 vehicles for our larger group sizes.

Road conditions can run the full range of conditions from new to very poor, and during dry seasons, the roads can become very dusty. This style of travel is the best under the local circumstances, as the seats are comfortable and having our own private vehicle allow us the flexibility of making stops when needed, and to stay and watch that crouching lion prepare for an attack.

Speed governors set to 80kph are used on all vehicles to ensure a safe driving speed. Please note for your own safety it is mandatory to wear your seat belt at all times when in a vehicle.

All G Adventure vehicles are regularly serviced and follow a strict maintenance schedule. However given the long travel days and rough conditions of many of the roads in Africa, vehicles can and do breakdown on occasion. If such situations occur all drivers are trained mechanics and any vehicle issues are rectified as quickly as possible so as to not disrupt your trip. Your patience is requested if the vehicle you are traveling in happens to encounter a mechanical fault.

Local Flights

Solo Travellers

We believe solo travellers should not have to pay more to travel so our group trips are designed for shared accommodation and do not involve a single supplement. Odd number adult travellers in your family will be paired in twin accommodation with another adult traveller of the same sex for the duration of the trip.

Accommodation

Safari lodge (5 nts), comfortable tented camp (2 nts)

About Accommodation

Rooming is based on double occupancy (2 passengers / 2 beds per room); all other room configurations are on request and cannot be guaranteed. We will try to accommodate triples/quad requests whenever possible and it's important to note that rooming configuration can change from city to city and 2 single beds are the standard configuration in a room.

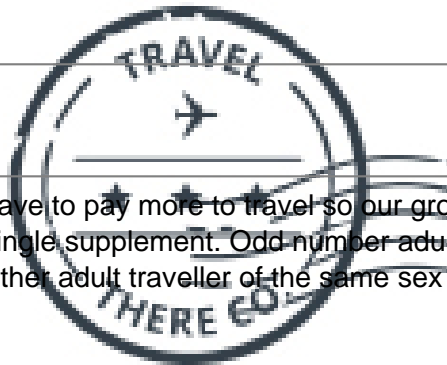
Start and end hotels on this tour offer comfortable accommodations with en-suite bathrooms, standard facilities, and wifi. Additional amenities vary from location to location. Please see the hotel listings on the full Itinerary if you would like to learn more about the offerings of your accommodations.

The tented camp accommodations on this tour are situated centrally, with easy access to the park for wildlife safari drives. Tents are typically spacious with mosquito-proof netting, comfortable bedding, and en-suite bathroom with flushing toilets and camping showers.

Please remember that hotel/lodge/camp standards can be different from what you are used to in your home country, which is part of the appeal of adventure travel.

Note:

1) Under certain circumstances we reserve the right to change accommodation and provide something slightly



different to what is described, though it will always be of similar or better standard/level.

2) Most lodges and camps do not have 24hr electricity - they usually run on generators which are routinely shut off overnight from approximately 10pm to 5am.

3) Lodges and camps are NOT equipped with fans or air conditioning due to the electricity constraints listed above.

4) Winter nights (June to September) can be cold, and most lodges and hotels do not have insulation or central heating. If you require additional blankets or a hot water bottle, these can be requested through your CEO or at the reception.

Joining Hotel

For details of your joining hotel please refer to your tour voucher, G Account, the Travel There Co App or contact your travel agent.

Joining Instructions

An arrival transfer is included when you arrive on Day 1, or if you arrive up to three days prior provided that you have booked your pre-accommodation through National Geographic Journeys in our joining hotel. Due to customer experience and quality considerations, all services related to the tour must be continuous.

Please look for the driver, who will be holding a sign with the Travel There Co logo on it, and they will be waiting for you outside the luggage hall. Likely be many signs, so please check carefully for the Travel There Co logo. At times there are taxi drivers who will want to get your business, so please be aware of them and look for our Travel There Co representative. As well, please do not tell the driver your name straight away, but rather ask the driver FIRST to tell you who they are meant to pick up. This will ensure that you go with the right driver.

In the unlikely case, you are unable to find the guide after 30 minutes, please call our local support line.

Please note that day 1 is an arrival day and no activities have been planned on this day. Upon arrival to the city on day 1, please make your way to the joining hotel via your included transfer. Details on where to meet your transfer can be found in your voucher notes or on the Travel There Co app.

If you have booked pre-tour accommodations through Travel There Co, please note that you must contact us to confirm the included arrival transfer. Check-in time at your start hotel will be in the afternoon.

Once you arrive at the hotel, look for a note or bulletin board in the reception with a note from your CEO. This note will give the details of your Welcome Meeting on day 1.

Your CEO will contact you at the hotel on Day 1 and make sure you are settled comfortably. If you arrive late, they will leave you a message detailing what time and where you should meet the next morning. Your CEO will organize a short meeting soon after arrival, during which you will meet other tour participants and receive information about general and specific aspects of the trip.

Arrival Complications

We don't expect any problems, and nor should you, but if for any reason you are unable to commence your trip as scheduled, please refer to the emergency contact details provided in this dossier and contact us as soon as possible. If you have a pre-booked transfer, and you have not made contact with our representative within 30 minutes of clearing customs and immigration, we recommend that you make your own way to the Starting Point hotel, following the Joining Instructions. Please apply to your travel agent on your return for a refund of the transfer cost if this occurs.

Emergency Contact

Should you need to contact us during a situation of dire need, it is best to first call either the Travel There Co Local Representative (if one is listed below) or our Travel There Co Local Office. If for any reason you do not receive an immediate answer, please leave a detailed message and contact information, so they may return your call and assist you as soon as possible.

AIRPORT TRANSFER

If you have purchased an arrival through Travel There Co or if an arrival transfer is included in the cost of your tour, please note that:

Your arrival transfer has been arranged based on flight information provided to us. If you are advised of a flight schedule change within 48 hours of your scheduled arrival time, we will do our best to rearrange your arrival transfer however we cannot guarantee this. If your arrival transfer does not arrive within 30 minutes after you have exited the arrivals area please take a taxi to your start point hotel.

EMERGENCY CONTACT NUMBERS

Travel There Co Local Representative (Tanzania)

During office hours, 9am-5pm local time:

From outside Tanzania: +255 754 400 141

From within Tanzania: 0754 400 141

Travel There Co Local Office (Nairobi, Kenya)

From outside Kenya: +254 727 208 832

From within Kenya: 0727 208 832

If you are unable for any reason to contact our local office, please call the numbers listed below, which will connect you directly with our 24 hour Sales team, who will happily assist you.

Toll-free, North America only: 1 888 800 4100

Calls from UK: 0344 272 0000

Calls from Germany: 0800 365 1000

Calls from Australia: 1 300 796 618

Calls from New Zealand: 0800 333 307

Outside North America, Australia, New Zealand, Germany and the UK: +1 416 260 0999

What to Take

You will be on the move a lot, so our advice is to pack as lightly as possible. Your baggage should be clearly labelled and restricted to one soft compact suitcase, sports bag or backpack. A daypack is also essential for carrying everyday items. Space is limited on transportation, so there is a limit of one main piece of luggage per person. Porters may not always be available, so be prepared to carry your own bags.

Checklist

Cold Weather:

- Long-sleeved shirts or sweater
- Scarf
- Warm gloves
- Warm hat
- Warm layers

Documents:

- Flight info (required) (Printouts of e-tickets may be required at the border)
- Insurance info (required) (With photocopies)
- Passport (required) (With photocopies)
- Required visas or vaccination certificates (required) (With photocopies)
- Vouchers and pre-departure information (required)

Essentials:

- Binoculars (optional)
- Camera (With extra memory cards and batteries)
- Cash, credit and debit cards
- Day pack (Used for daily excursions or short overnights)



- Ear plugs
- First-aid kit (should contain lip balm with sunscreen, sunscreen, whistle, Aspirin, Ibuprofen, bandaids/plasters, tape, anti-histamines, antibacterial gel/wipes, antiseptic cream, Imodium or similar tablets for mild cases of diarrhea, rehydration powder, water purification tablets or drops, insect repellent, sewing kit, extra prescription drugs you may be taking)
- Flashlight/torch (Headlamps are ideal)
- Fleece top/sweater
- Footwear
- Hat
- Locks for bags
- Long pants/jeans
- Moneybelt
- Outlet adapter
- Personal entertainment (Reading and writing materials, cards, music player, etc.)
- Reusable water bottle
- Shirts/t-shirts
- Sleepwear
- Small travel towel
- Sunglasses
- Toiletries (Preferably biodegradable)
- Watch and alarm clock
- Waterproof backpack cover
- Windproof rain jacket

Smart Dress:

- Smart outfit (For evenings out)

Warm Weather:

- Sandals/flip-flops
- Shorts/skirts (Longer shorts/skirts are recommended)
- Sun hat/bandana
- Swimwear



Note: The climate in East Africa varies between the dry and rainy season. Light weight, quick-drying, clothes are advisable for safari. It is important to pack clothes for warm days and cool evenings, as well as a light windproof/waterproof jacket. Layering is essential.

We're working with our accommodation partners to reduce single-use plastic on our tours by providing safe drinking water for refillable bottles wherever possible. Find out more about our Plastics Partnership Project [here.](https://www.gadventures.com/about-us/responsible-travel/plastics-partnership-project/)

Laundry

Laundry facilities are offered by some of our hotels for a charge or ask your CEO where the closest laundromat is. There will be times when you may want to or have to do your own laundry, so we suggest you bring non-polluting/biodegradable soap.

Visas and Entry Requirements

Travellers arriving to Kilimanjaro airport without a visa now need to complete the following process at the airport to obtain a Visa on arrival:

- Queue for a Government Control Number
- Queue to pay for this at the bank
- Queue for Immigration to check and issue the visa

This process can take in excess of two hours, so we highly recommend travellers apply for their Tanzanian Visa online at www.immigration.go.tz. The online process asks for a bit more information than a visa on arrival,

and are issued within 2 - 3 weeks to be approved. Entering Tanzania with a pre-bought Visa will make for a much smoother experience.

All countries require travellers to have a valid passport (with a minimum 6 months validity). Please note that upon arrival by air to Arusha, Tanzania, most nationals can obtain a visa for US\$50 in \$US cash (valid for those who would be permitted a Tanzania visa while still in their own country), though it costs US\$100 for U.S. nationals. This visa is valid for up to 3 months with multiple entries/exits permitted to Kenya and Uganda only. If you are transiting through Uganda or Kenya, you will have to purchase a transit visa en route. These are usually \$US20, and valid for 24 hours. Alternatively, for either of these two countries, you may purchase a normal visa for US\$30 and US\$50 respectively, both of which are valid for up to 3 months. As fees and policies can change, we highly recommend that you contact your local embassy or consulate for the most up-to-date visa requirements, or see your travel agent. It is your responsibility to have the correct travel documentation.

IMPORTANT NOTE

It may be required to show a Yellow Fever certificate upon entering the country. Please check in with your local consulate and health expert for advice on Yellow Fever and other inoculations required for this area.

Spending Money

Every traveller is different and therefore spending money requirements will vary. Some travellers may drink more than others while other travellers like to purchase more souvenirs than most. Please consider your own spending habits when it comes to allowing for drinks, shopping and tipping. Please also remember the following specific recommendations when planning your trip.

Money Exchange

The local currency in Tanzania is the Tanzanian Shilling (TSH).

Shillings can be obtained locally by changing foreign currency or by using ATMs (where available) which will disperse local currency. Your CEO will inform you where you can change money throughout the tour and approximately how much money you will need for each country.

The easiest foreign currency to exchange for locally for any of the local currencies is the \$US; however the British Pound and Euro may also be exchanged as well. Please note that due to past problems with forgery, \$US notes that are older than year 2006 are not accepted in Africa.

Large note (\$US 50, \$US 100 etc) can be difficult to change in some places, but will gain you the best exchange rate.

If you plan to rely on cash, please bring foreign currency (Euro, Pound, USD) with you, as it is often expensive to buy these currencies locally. And in more rural areas, it is often not likely.

If you plan to buy your visas at borders, you will need to bring \$USD cash to pay for these visas. Please note you cannot use the local currency or any other currency to buy these visas- they must be purchased in USD.

Please do not bring Travellers' cheques to Africa. They are difficult if not impossible to exchange in many places.

Visa/Plus system cards are the most widely accepted debit cards. It is harder to find machines Mastercard/Cirrus cards. We highly recommend that if you hold a Mastercard, you obtain a Visa card prior to departure and travel with both. This is also useful should something unforeseen happen to one of your cards during your travels.

While there are many ATMs in the major centres, there are no guarantees that your credit or debit cards will actually work in Africa. Check with your bank.

Credit cards can be used in major cities and towns ONLY but please do not rely on them as a method of payment because they are generally not widely accepted. You should be aware that to purchase products or services on a credit card a fee of 5%-10% usually applies. The majority of our optional activities can also be paid by credit card. Your CEO will advise on these.

Please note that in many areas there may be occasional power-outages, where there will be no electricity for

hours at a time. In addition, ATMs outside of larger centers often run out of cash or can be out of order unexpectedly. These factors could affect your ability to access money from ATMs. As such, please do not rely on credit or debit cards as your only source of money.

A combination of foreign currency and debit/credit cards for cash advances is best. Always take more rather than less, as you don't want to spoil the trip by constantly feeling short of funds.

As currency exchange rates can fluctuate often we ask that you refer to the following website for daily exchange rates: www.xe.com.

Emergency Fund

Please also make sure you have access to at least an additional USD \$200 (or equivalent) as an 'emergency' fund, to be used when circumstances outside our control (ex. a natural disaster) require a change to our planned route. This is a rare occurrence!

Departure Tax

USD30, usually included in most international air tickets.

Tipping

Local tipping is included on this Family trip which covers local guides, drivers and gratuity for included meals. At the end of your trip if you felt your two Chief Experience Officers did an outstanding job, tipping is appreciated. The amount is entirely a personal preference, however as a guideline; per CEO \$5-10 USD (per day) per person, can be used.

For non-included meals in restaurant, a guideline is 10-15% of cost of bill.

Optional Activities


Serengeti National Park

- Serengeti Balloon Safari (599USD per person)

Arusha

- Biking at Usa River and Tengeru Villages (40USD per person)

- Arusha Cultural Heritage Centre (Free)



Health

We recommend you contact your family physician, or your local travel clinic for the most up-to-date health information at least one month before departure. Travellers should also carry a basic first-aid kit and hand sanitizers/antibacterial wipes on their travels. Medical facilities are basic throughout these countries. For your own safety, we strongly recommend that you advise your tour leader of any medical condition that may affect you while travelling with the group. Your tour leader will be able to inform you of local health advisories (e.g. drinking water quality). Please ensure you have all the inoculations recommended by your doctor.

Yellow Fever Certificate Note: (Updated: May 2017)

It is compulsory to show a valid Yellow Fever Certificate if you are travelling to the following Travel There Co-visited countries from a Yellow Fever endemic country:

- Botswana
- Ethiopia
- Kenya
- Madagascar
- Malawi

- Mozambique
- Namibia
- Rwanda
- South Africa
- Swaziland
- Uganda
- Zambia
- Zimbabwe

For some of these countries, proof of Yellow Fever vaccination is also required for passengers who have travelled more than 12 hours through the airport of an endemic country. If other countries not endemic to Yellow Fever have been visited after visiting an endemic country, then a Yellow Fever certificate may still be required on entry. Please check country-specific regulations before your departure.

Malaria

Malaria is a mosquito-borne disease that is present in some regions in Africa. Risk of malaria can increase during periods of heavy rain, during the rainy seasons, and in densely populated areas of Southern & East Africa. To prevent malaria, we recommend speaking to your doctor about taking preventative medication (prophylaxis), combined with regular use of insect repellent spray/cream. Please check updated travel health advisories specific to malaria before your departure.

Safety and Security

Many national governments provide a regularly updated advice service on safety issues involved with international travel. We recommend that you check your government's advice for their latest travel information before departure. We strongly recommend the use of a neck wallet or money belt while travelling, for the safe keeping of your passport, air tickets, travellers' cheques, cash and other valuable items. Leave your valuable jewellery at home - you won't need it while travelling. Many of the hotels we use have safety deposit boxes, which is the most secure way of storing your valuables. A lock is recommended for securing your luggage. When travelling on a group trip, please note that your CEO has the authority to amend or cancel any part of the trip itinerary if it is deemed necessary due to safety concerns. Your CEO will accompany you on all included activities. During your trip you will have some free time to pursue your own interests, relax and take it easy or explore at your leisure. While your CEO will assist you with options available in a given location please note that any optional activities you undertake are not part of your itinerary, and we offer no representations about the safety of the activity or the standard of the operators running them. Please use your own good judgment when selecting an activity in your free time. Although the cities visited on tour are generally safe during the day, there can be risks to wandering throughout any major city at night. It is our recommendation to stay in small groups and to take taxis to and from restaurants, or during night time excursions.

Protests and Demonstrations- Protests and demonstrations, even those that are well intended, have the potential to turn violent with no warning. Counter protests can also turn violent. Action by security forces to disperse demonstrators and protesters may occur at any time. If you are in an area where demonstrators or protesters are gathering, avoid the temptation of staying for a good photo opportunity and leave the area immediately.

Water based activities have an element of danger and excitement built into them. We recommend only participating in water based activities when accompanied by a guide(s). We make every reasonable effort to ensure the fun and adventurous element of any water based activities (in countries with varying degrees of operating standards) have a balanced approach to safety. It is our policy not to allow our CEOs to make arrangements on your behalf for water based activities that are not accompanied by guide(s).

Swimming, including snorkeling, is always at your own risk.

We take all prudent measures in relation to your safety. For ways to further enhance your personal safety while traveling, please visit:

Trip Specific Safety

Arusha

- People are generally friendly in Arusha, but don't let people take advantage of you
- Always leave your passport (It's better to carry a photocopy of it instead), traveller's cheques, flight tickets and money that you won't be using in the safe deposit in your hotel room/reception. This is free of charge to Travel There Co clients.
- Remember that like in any other city, you should never leave your bags unattended, nor flaunt jewellery, cameras etc
- Please don't wander through the city at night. Stick to the main streets only during the day, and after sundown, please take a taxi. Taxis can be organised from reception of your hotel. Also, take the address of the hotel with you.
- Beware of people approaching you on the street with an apparent interest of where you are from, and want to sit down and have a chat with you. These people are con men and will ask you for money.
- People on the street who ask you if you want a safari and have a brochure are often con men, best to avoid these folk. Besides, you're already on safari!

Photography

Please refrain from taking photos of police stations, airports, bus stations, immigration and border crossings, army barracks and personnel, or any government building. It is against the law and will result in the minimum of your film and camera being confiscated.

Medical Form

A Couple of Rules

Illegal drugs will not be tolerated on any trips. Possessing or using drugs not only contravenes the laws of the land but also puts the rest of the group at risk. Smoking marijuana and opium is a part of local culture in some parts of the world but is not acceptable for our travellers. Our philosophy of travel is one of respect towards everyone we encounter, and in particular the local people who make the world the special place it is. The exploitation of prostitutes is completely contrary to this philosophy. Our CEOs have the right to expel any member of the group if drugs are found in their possession or if they use prostitutes.

A Word of Warning

Travel Insurance

Travel Insurance: Travel insurance is compulsory in order to participate on any of our trips. When travelling on a group trip, you will not be permitted to join the group until evidence of travel insurance has been sighted by your CEO, who will take note of your insurance details. When selecting a travel insurance policy please bear in mind that all clients must have medical coverage and that we require a minimum coverage of USD 200,000 for repatriation and emergency rescue. We strongly recommend that the policy also covers personal liability, cancellation, curtailment and loss of luggage and personal effects. If you have credit card insurance we require proof of purchase of the trip (a receipt of credit card statement) with a credit card in your name. Contact your bank for details of their participating insurer, the level of coverage and emergency contact telephone number.

Local Dress

Feedback

After your travels, we want to hear from you! Your feedback information is so important to us that we'll give you 5% off the price of your next Travel There Co trip if your feedback is completed on-line within 30 days of finishing your trip. Your tour evaluation will be e-mailed to you 24 hours after the conclusion of your trip. If you do not receive the tour evaluation link in the days after your tour has finished, please drop us a line at customerservice@gadventures.com and we will send it on to you.

Minimum Age

Minimum age of 7 years for this trip.

International Flights

Check-in times and baggage allowances/restrictions vary by airline and can change at any time. For the most up-to-date information for your flight, please contact your airline. We recommend checking in online in advance to avoid potential delays at the airport.

Last updated: Wed 04 Dec '24

