



TRAVEL THERE CO

6455 N Union Blvd Suite 100 TT
Colorado Springs,
CO 80918
Phone: +1 888-688-8954
E-mail: info@travelthereco.com
Web: www.travelthereco.com

Serengeti Safari & Zanzibar

Days: Arusha to Stone Town

What's Included

Your G for Good Moment: Mto wa Mbu Village Visit and Lunch, Mto wa Mbu
Your G for Good Moment: Clean Cookstove Project Visit, Mto wa Mbu
Your Welcome Moment: Meet Your CEO and Group. Lake Manyara wildlife safari drive. Serengeti wildlife safari drives. Ngorongoro Crater wildlife safari drive. Flight from Arusha to Zanzibar. Orientation walk in Stone Town. Spice plantation guided tour. All transport between destinations and to/from included activities.

The information in this trip details document has been compiled with care and is provided in good faith. However it is subject to change, and does not form part of the contract between the client and the operator. The itinerary featured is correct at time of printing. It may differ slightly to the one in the brochure. Occasionally our itineraries change as we make improvements that stem from past travellers, comments and our own research. Sometimes it can be a small change like adding an extra meal along the itinerary. Sometimes the change may result in us altering the tour for the coming year. Ultimately, our goal is to provide you with the most rewarding experience. Please note that our brochure is usually released in November each year. If you have booked from the previous brochure you may find there have been some changes to the itinerary.

VERY IMPORTANT: Please ensure that you print a final copy of your Trip Details to review a couple of days prior to travel, in case there have been changes that affect your plans.

Itinerary

Highlights

Enjoy wildlife drives in the Serengeti, savour traditional cuisine in a local village, take in the views at Ngorongoro Crater, meet local artisans on a village walk, explore Stone Town — a UNESCO World Heritage Site, take in the aromas of a spice plantation tour, relax on a tropical beach.

Dossier Disclaimer

The information in this trip details document has been compiled with care and is provided in good faith. However it is subject to change, and does not form part of the contract between the client and the operator. The itinerary featured is correct at time of printing. It may differ slightly to the one in the brochure. Occasionally our itineraries change as we make improvements that stem from past travellers, comments and our own research. Sometimes it can be a small change like adding an extra meal along the itinerary. Sometimes the change may result in us altering the tour for the coming year. Ultimately, our goal is to provide you with the most rewarding experience. Please note that our brochure is usually released in November each year. If you have booked from the previous brochure you may find there have been some changes to the itinerary.

VERY IMPORTANT: Please ensure that you print a final copy of your Trip Details to review a couple of days prior to travel, in case there have been changes that affect your plans.

Itinerary Disclaimer

While it is our intention to adhere to the route described below, there is a certain amount of flexibility built into the itinerary and on occasion it may be necessary, or desirable to make alterations. The itinerary is brief, as we never know exactly where our journey will take us. Due to our style of travel and the regions we visit, travel can be unpredictable. The Trip Details document is a general guide to the tour and region and any mention of specific destinations or wildlife is by no means a guarantee that they will be visited or encountered. Aboard expedition trips visits to research stations depend on final permission.

Additionally, any travel times listed are approximations only and subject to vary due to local circumstances.

Important Notes

1. CAMPING SERVICE

The idea of camping in Africa can be a daunting one. For those not accustomed to 'roughing it' for a few days we offer a full camping service. All tents are pitched for you, meals are prepared and served and the washing up is done by Travel There Co staff. This leaves you with more time to enjoy your surroundings and is ideal for first-time campers who may be worried about the challenges such a trip can entail.

When camping we are exposed to the elements, and whilst there are times when the weather is fine and temperatures are pleasant, there may be days when it is foggy, rainy and cool. In certain locations there may also be a number of bugs. These factors, however, should be seen as minor downsides to a camping experience which will allow you to get up close to the beautiful nature that Africa has to offer.

Camps are open to the natural environment (ie. no fences) – care must be taken, especially at night, when a torch/flashlight is recommended when walking around the camp area.

All camping equipment (with the exception of your sleeping bag and pillow) is supplied. We supply canvas dome tents with built-in mesh insect nets on the doors and windows. Mattresses are also available, which are approximately 4cm thick, warm and comfortable. Please note drinking water, ice, and fire wood are not provided but can be bought locally with the assistance of the Chief Experience Officer.

2. SLEEPING BAGS

Sleeping bags can not be rented on any of our Africa overland or safari trips

3. MIGRATION

Tanzania and Kenya

The Seronera Plains, which lie in the southeast of the National Park and extend into the western Ngorongoro Conservation Area, form the main ungulate calving grounds of the Serengeti. The wildebeest typically disperse into the Seronera plains during the short rains, which fall in late November or early December, before calving in January, and staying put until the end of the long rains from January to early May. Towards the end of April the wildebeest start to congregate on the southern plains in the preparation for the 800km northward migration. The major obstacle faced by the wildebeest on this migration is the crossing for the Grumeti River through the western corridor, which typically occurs from June into early July. From July to October, the ungulates disperse again, with about half of them crossing the Mara River into Kenya's Masai Mara National Reserve and the remainder spreading out through the northern and western Serengeti. By late October the animals have generally started to plod back southward to the Seronera Plains, to arrive there in late November when the cycle starts all over again.

4. TRAVEL DAYS

This is not a physically demanding journey; however, travelling can be difficult, as long drives and poor road conditions are the rule as opposed to the exception in both Kenya and Tanzania. A safari is about travelling to see animals, so we cover long distances crossing the country to visit different wildlife parks. Once there, we spend the majority of the time viewing wildlife while driving in the parks. This translates to a lot of driving. Despite this, the diversity and scenery of the African landscape, the local culture and abundant wildlife are all well worth the experience.

5. LUGGAGE COMPLICATIONS FLYING INTO NAIROBI

It occasionally happens that luggage on international flights into Nairobi does not arrive, especially with, but not exclusive to, major airlines that fly from London-Heathrow or in Schiphol (Amsterdam). Please be aware that this may happen, especially if you have a tight connection in either of these centres, are flying with different airlines with a connection, have a last minute flight change or re-route, or fly from or connect through another African centre. Please be prepared and keep all important documentation and valuables on your person. As well we recommend a change of clothes in your hand luggage. If unfortunately this does happen, and your luggage does not arrive, you should be entitled to a limited initial compensation from your airline. In Nairobi, the arrival of lost luggage normally takes between 48 and 72 hours after the initial plane's arrival. The airlines technically should be responsible to forward your luggage to you, to your hotel or elsewhere in Kenya. You may find that you will be needed to travel to Tanzania to begin your tour, and you still have not received your luggage. Considering that the customer service standards in Kenya are different from home, and that we find that the airlines are not always pro-active in helping luggage in its care be reunited with its owner, it is recommended that you purchase locally the needed items, and hire someone locally to persist with the your airline to retrieve your luggage. Please see the emergency local contact number, and our local manager will be able to help you organize this, and once your luggage is retrieved, it should be able to be forwarded to you – depending where you are. Please note that any costs that you may incur for luggage retrieval or sending luggage are not the responsibility of Travel There Co, though we will always strive to assist you in any way possible. You should always keep all receipts and documentation, and contact your airline or insurance provider for reimbursement.

6. FLYING THROUGH LONDON-HEATHROW TO EAST AFRICA?

Please note that regardless of the rules in other centres, travellers flying from, or connecting in, London-Heathrow are currently only permitted one carry-on piece of luggage and one small personal bag (purse, laptop-size bag, briefcase) on board on flights to Nairobi. If you arrive to the security gate with 2 pieces, you will be forced to check-in one of them, which may result in complications noted above. This policy is in place as of the time of writing, though local rules and regulations may indeed change. It is thus advisable to contact your airline directly for the most up-to-date information.

7. COMBO TRIP

Please note that this trip is a combination of multiple Travel There Co tours. As such, the staff and/or particular vehicles operating your tour may change between tour segments. You may also expect some group members to join or leave the tour, between tour segments.

8. YELLOW FEVER

It may be required to show a Yellow Fever certificate upon entering the country visited. Please check in with your local health expert for advice on Yellow Fever and other inoculations required for this area.

9. ELECTRICITY

The power supply in Tanzania is nominally 240VAC, 50hz. Variable voltage, spikes and sporadic, unexpected, unscheduled power cuts of varying duration can be expected.

10. EXTRAS

Looking to add to your experience? Check out our Extras! Specially designed for travellers with unique interests, Extras are optional add-ons to your G adventures trip that make your adventure more you-centric. Extras must be booked prior to departure, please see details in our optional activities field and ask your sales GCO or travel agent about booking.

Group Leader Description

Throughout the safari portion of the trip, you will be accompanied by a Travel There Co Chief Experience Officer (CEO). To round out the team, you will be joined by an expert driver/guide and a camp cook. The Chief Experience Officer (CEO) will be the group manager and leader. He/she organizes the trip, and will be there to assist you when needed. Your leader may be from East Africa, or another country outside of the region, and will have a general knowledge base of the region and wildlife. He/she will take care of the small things so you can concentrate on enjoying your adventure. Your driver/guide is skilled and experienced driver and a certified safari guide, and is an integral part of the team. As well, your cook will prepare the camp meals to add some further local flavour to the trip.

On Zanzibar, you will have one CEO who will provide information on the places you are travelling through, offer

suggestions for things to do and see, recommend great local eating venues and introduce you to our local friends. While not being guides in the traditional sense you can expect them to have a broad general knowledge of the countries visited on the trip, including historical, cultural, religious and social aspects.

Group Size Notes

Max 14, avg 10.

Meals Included

11 breakfasts, 5 lunches, 3 dinners

Meals

When an evening meal is not included, your hotel will have a restaurant or you will be advised of a good local establishment. All camp meals you have during your trip will be prepared from fresh local produce. Shopping for food will be done before the trip departs, fresh vegetables and fruit will be bought along the route from supermarkets, local shops and markets.

Breakfasts will generally be cereals, if time allows a warm breakfast may be prepared. Many lunches will be provided en-route and will be light meals such as sandwiches or salads. All evening meals will be hot and will consist of a variety of continental and local dishes. Meals will be prepared by the crew with assistance from you if you would like to help cook, this is not compulsory.

Vegetarian meals and other dietary requirements need to be specified prior to arrival.

Please note all bottled drinking water will be at your own expense.

Transport

7-seat 4x4 safari vehicle, plane, minibus, walking.

About our Transportation

This trip is done in private 7 seat 4x4 Land cruiser vehicles. With sliding windows and a large pop-up roofs, these vehicles are designed for wildlife viewing. If there is a large group, 2 vehicles will be used.

If you are travelling to Nairobi from Arusha at the end of your safari and have pre-booked your "shuttle" transfer through Travel There Co, you will travel in a public shuttle; these are large mini buses with seating for 22-24 passengers.

Speed governors set to 80kph are used on all vehicles to ensure a safe driving speed. Please note for your own safety it is mandatory to wear your seat belt at all times when in a vehicle.

All G Adventure vehicles are regularly serviced and follow a strict maintenance schedule. However given the long travel days and rough conditions of many of the roads in Africa, vehicles can and do breakdown on occasion. If such situations occur all drivers are trained mechanics and any vehicle issues are rectified as quickly as possible so as to not disrupt your trip. Your patience is requested if the vehicle you are traveling in happens to encounter a mechanical fault.

This is not a physically demanding journey; however, travelling can be difficult, with long drives and poor road conditions at times. Please take note of the travel times and distances in the above itinerary, and consider that this is often on poor quality, bumpy roads. Despite this, most clients feel that the diversity of the African landscape, culture and wildlife are all well worth the experience.

We use a local airline to fly between Arusha and Zanzibar. On Zanzibar, we travel using minibuses.

Local Flights



All local flights are included in the cost of your tour unless otherwise noted. Internal flight tickets are issued locally and will be given to you prior to the flight departure.

* We recommend picking up a light lunch or snacks at Kilimanjaro Airport, as no meal is served on the flight, (and you will be hungry by the time you get to Stone Town).

Solo Travellers

We believe solo travellers should not have to pay more to travel so our group trips are designed for shared accommodation and do not involve a single supplement. Single travellers joining group trips are paired in twin or multi-share accommodation with someone of the same sex for the duration of the trip. Some of our Independent trips are designed differently and solo travellers on these itineraries must pay the single trip price.

Accommodation

Simple hotels (7 nts), full-service camping (4 nts).

About Accommodation

Camping in Tanzania is truly an adventure. You will be able to get off the beaten track to get a first-hand experience of the beautiful wilderness and nature. While camping, we stay at designated campsites inside of and nearby the national reserves and parks. These campsites are generally very basic, and are not comparable to western standards. We pitch tents at the public campsites, and may be sharing the space and facilities with other groups, especially during the high seasons. (The amount of people sharing these campsites may influence the cleanliness and environment of these public camp sites.)

All camping equipment (with the exception of your sleeping bag) is supplied, including camp mattresses, which are warm and comfortable. We supply dome tents and assembly/disassembly takes only 5 minutes. They are good quality, durable, industry-standard 2-person safari canvas tents. Please note that most adults will not be able to fully stand up inside the tents, though most travelers find these more than adequate, as they have a base area of approximately 4 square meters. These tents are regularly treated with a waterproofing agent, but under certain rainy conditions, the tent fabric may become saturated to the point where seepage or leakage may occur. All tents have built-in mesh insect netting on the windows and doors.

Our campsite in Mto wa Mbu is basic, but clean and the location is very convenient. Once we move into the Serengeti National Park and to the Ngorongoro Crater rim, the facilities become more basic with long-drop latrines, simple cold shower or bathing, and no electricity.

Camps are open to the natural environment (ie. no fences) – care must be taken, especially at night, when a torch/flashlight is recommended when walking around the camp area.

The idea of camping in Africa can be a daunting one. For those not accustomed to 'roughing it' for a few days, don't worry, your trip is a 'full service camping' experience. All tents are pitched for you, meals are prepared and served and the washing up is done by Travel There Co staff. This leaves you with more time to enjoy your surroundings and is ideal for first-time campers who may be worried about the challenges such a trip can entail.

** NOTE **

- In Zanzibar, we stay in standard, twin-share accommodation in Stone Town and on the beach. Please note that our Zanzibar Beach Resort location is subject to change due to availability.

- Before booking any post nights in Zanzibar please CONTACT US to confirm the location.

Joining Hotel

For details of your joining hotel please refer to your tour voucher, G Account, the Travel There Co App or contact your travel agent.

Joining Instructions

On arrival no transfers are included. Please make your way to the joining hotel. Kilimanjaro International airport

is approximately 40km, or 40 minutes, from Arusha. Taxis are available to transfer you to Arusha, and cost approximately USD 50 per car. From Nairobi, Kenya, Arusha is approximately 6 hours by land, including the border formalities. To arrive in Arusha from Nairobi, a seat on a public shuttle bus (leaves daily at 8am) can be pre-booked through Travel There Co.

If you have a pre-booked transfer, please look for the driver, who will be holding a sign with the Travel There Co logo on it. At times there are taxi drivers who will want to get your business, so please be aware of them and look for our Travel There Co representative. For security purposes, your name will not be on the Travel There Co sign. As well, please do not tell the driver your name straight away, but rather ask the driver FIRST to tell you who they are meant to pick up. This will ensure that you go with the right driver.

Please note that day 1 is an arrival day and no activities have been planned, though a brief departure meeting will be held in the hotel reception area in evening of day 1. Here you will meet other tour participants and receive information about general and specific aspects of the trip. Upon arrival to the hotel, look for a notice from your CEO with information regarding this group meeting. If you arrive late and miss the meeting, s/he will leave you a message detailing what time and where you should meet the next morning.

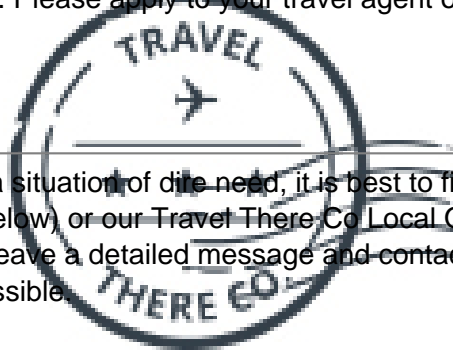
The tour departs Arusha in the morning of day 2.

Arrival Complications

We don't expect any problems, and nor should you, but if for any reason you are unable to commence your trip as scheduled, please refer to the emergency contact details provided in this dossier and contact us as soon as possible. If you have a pre-booked transfer, and you have not made contact with our representative within 30 minutes of clearing customs and immigration, we recommend that you make your own way to the Starting Point hotel, following the Joining Instructions. Please apply to your travel agent on your return for a refund of the transfer cost if this occurs.

Emergency Contact

Should you need to contact us during a situation of dire need, it is best to first call either the Travel There Co Local Representative (if one is listed below) or our Travel There Co Local Office. If for any reason you do not receive an immediate answer, please leave a detailed message and contact information, so they may return your call and assist you as soon as possible.



AIRPORT TRANSFER

If you have purchased an arrival through Travel There Co or if an arrival transfer is included in the cost of your tour, please note that:

Your arrival transfer has been arranged based on flight information provided to us. If you are advised of a flight schedule change within 48 hours of your scheduled arrival time, we will do our best to rearrange your arrival transfer however we cannot guarantee this. If your arrival transfer does not arrive within 30 minutes after you have exited the arrivals area please take a taxi to your start point hotel.

For any issues relating to pre-booked transfers for Nairobi Jomo Kenyatta International Airport, including delays or missed transfers, please contact our airport transfer operator:

Musaddiq: +255 754 400 141 or +255 787 400 142

(From outside Tanzania) Musaddiq: 0754 400 141 or 0787 400 142

EMERGENCY CONTACT NUMBERS

Travel There Co Local Office (Nairobi, Kenya)

From outside Kenya: +254 727 208 832

From within Kenya: 0727 208 832

Travel There Co Local Representative (Tanzania)

During office hours, 9am-5pm local time:

From outside Tanzania: +255 754 400 141

From within Tanzania: 0754 400 141

If you are unable for any reason to contact our local office, please call the numbers listed below, which will connect you directly with our 24 hour Sales team, who will happily assist you.

Toll-free, North America only: 1 888 800 4100

Calls from UK: 0344 272 0000

Calls from Germany: 0800 365 1000

Calls from Australia: 1 300 796 618

Calls from New Zealand: 0800 333 307

Outside North America, Australia, New Zealand, Germany and the UK: +1 416 260 0999

What to Take

You will be on the move a lot, so our advice is to pack as lightly as possible. Your baggage should be clearly labelled and restricted to one soft compact suitcase, sports bag, or backpack, no larger than 30cm(height) x 30cm(width) x 60cm(length), maximum 15kg, plus a daypack. Luggage limits on airlines are strictly enforced, and due to limited vehicle capacity, the cost of transporting any luggage beyond these restrictions is the responsibility of the client. Please note, if you are travelling with a large amount of luggage and wish to leave a portion of it at the start hotel, this is indeed possible as storage facilities are available.

For our camping style tours, you will need to provide your own sleeping bag, and liner (if you would like). We provide the tent, small pillow, sleeping sheet, and the sleeping pads.

It is important to pack clothes for warm days and cool evenings, as well as a warm jacket for early morning wildlife safari drives. Light, quick-drying, practical clothes are advisable for this safari trip.

Checklist

Additional Items:

- Sleeping bag and liner (Seasonally appropriate)

Cold Weather:

- Long-sleeved shirts or sweater
- Scarf
- Warm gloves
- Warm hat
- Warm layers

Documents:

- Flight info (required) (Printouts of e-tickets may be required at the border)
- Insurance info (required) (With photocopies)
- Passport (required) (With photocopies)
- Required visas or vaccination certificates (required) (With photocopies)
- Vouchers and pre-departure information (required)

Essentials:

- Binoculars (optional)
- Camera (With extra memory cards and batteries)
- Cash, credit and debit cards
- Day pack (Used for daily excursions or short overnights)
- Ear plugs
- First-aid kit (should contain lip balm with sunscreen, sunscreen, whistle, Aspirin, Ibuprofen, bandaids/plasters, tape, anti-histamines, antibacterial gel/wipes, antiseptic cream, Imodium or similar tablets for mild cases of diarrhea, rehydration powder, water purification tablets or drops, insect repellent, sewing kit, extra prescription drugs you may be taking)
- Flashlight/torch (Headlamps are ideal)
- Fleece top/sweater



- Footwear
- Hat
- Locks for bags
- Long pants/jeans
- Moneybelt
- Outlet adapter
- Personal entertainment (Reading and writing materials, cards, music player, etc.)
- Reusable water bottle
- Shirts/t-shirts
- Sleepwear
- Small travel towel
- Sunglasses
- Toiletries (Preferably biodegradable)
- Watch and alarm clock
- Waterproof backpack cover
- Windproof rain jacket

Health & Safety:

- Face masks (required)
- Hand sanitizer (required)
- Pen (Please bring your own pen for filling out documents.)
- Rubber gloves

Warm Weather:

- Sandals/flip-flops
- Shorts/skirts (Longer shorts/skirts are recommended)
- Sun hat/bandana
- Swimwear

Note: The climate in East Africa varies between the dry and rainy season. Please ensure you bring a windproof rain jacket if you are travelling between April & May, October & November.



Laundry

Hand washing of clothes can be done at campsites, as most have simple facilities for this. We recommend you bring a non polluting/biodegradable soap, as well as a roll of simple string to act as a drying line for your clothes. If you arrive in the late afternoon, or if there is poor weather, it may not be possible for your clothes to completely dry. Your start/end hotel also has laundry service for a fee.

Visas and Entry Requirements

Travellers arriving to Kilimanjaro airport without a visa now need to complete the following process at the airport to obtain a Visa on arrival:

- Queue for a Government Control Number
- Queue to pay for this at the bank
- Queue for Immigration to check and issue the visa

This process can take in excess of two hours, so we highly recommend travellers apply for their Tanzanian Visa online at www.immigration.go.tz. The online process asks for a bit more information than a visa on arrival, and are issued within 2 - 3 weeks to be approved. Entering Tanzania with a pre-bought Visa will make for a much smoother experience.

All countries require travellers to have a valid passport (with a minimum 6 months validity).

Please note that upon arrival by air to Arusha, Tanzania, most nationals can obtain a visa for US\$50 in \$US cash (valid for those who would be permitted a Tanzania visa while still in their own country), though the current cost of a Tanzanian visa for U.S. nationals is \$100. This visa is valid for up to 3 months with multiple entries/exits permitted to Kenya and Uganda only.

If you are transiting through Uganda or Kenya, you will have to purchase a transit visa en route. These are usually \$US20, and valid for 24 hours. Alternatively, for either of these two countries, you may purchase a normal visa for US\$30 and US\$50 respectively (most nationals), both of which are valid for up to 3 months.

As fees and policies can change, we highly recommend that you contact your local embassy or consulate for the most up-to-date visa requirements, or see your travel agent. It is your responsibility to have the correct travel documentation.

IMPORTANT NOTE

It may be required to show a Yellow Fever certificate upon entering the country. Please check in with your local consulate and health expert for advice on Yellow Fever and other inoculations required for this area.

Spending Money

Every traveller is different and therefore spending money requirements will vary. Some travellers may drink more than others while other travellers like to purchase more souvenirs than most. Please consider your own spending habits when it comes to allowing for drinks, shopping and tipping. Please also remember the following specific recommendations when planning your trip.

Money Exchange

The local currency in Tanzania is the Tanzanian Shilling (TSH, or TZS).

We do not recommend bringing travellers' cheques to Africa. They are difficult if not impossible to exchange in many places.

Visa/Plus system cards are the most widely accepted debit cards. It is harder to find machines Mastercard/Cirrus cards. We highly recommend that if you hold a Mastercard, you obtain a Visa card prior to departure and travel with both. This is also useful should something unforeseen happen to one of your cards during your travels. While there are many ATMs in the major centres, there are no guarantees that your credit or debit cards will actually work in Africa. Check with your bank.

Credit cards can be used in major cities and towns ONLY but please do not rely on them as a method of payment because they are generally not widely accepted. You should be aware that to purchase products or services on a credit card a fee of 5%-10% usually applies. The majority of our optional activities can also be paid by credit card. Your CEO will advise on these.

Please note that in many areas there may be occasional power-outages, where there will be no electricity for hours at a time. In addition, ATMs outside of larger centers often run out of cash or can be out of order unexpectedly. These factors could affect your ability to access money from ATMs. As such, please do not rely on credit or debit cards as your only source of money.

A combination of foreign currency and debit/credit cards for cash advances is best. Always take more rather than less, as you don't want to spoil the trip by constantly feeling short of funds.

As currency exchange rates can fluctuate often we ask that you refer to the following website for daily exchange rates: www.xe.com.

Emergency Fund

Please also make sure you have access to at least an additional USD \$200 (or equivalent) as an 'emergency' fund, to be used when circumstances outside our control (ex. a natural disaster) require a change to our planned route. This is a rare occurrence!

Departure Tax

Tipping

Tipping is an expected, though not compulsory, component of your tour program. The gesture serves as an expression of appreciation for exceptional service, and amounts given are up to your discretion.

Tipping is one of the most direct ways that you can have a positive economic impact within the African community. Although it may not be customary for you, it is an important source of income for those in the tourism industry. Giving a tip should be seen as a formal 'thank you', and the action should in no way be awkward.

The best method of tipping someone that has served the whole group is to plan in advance, and not rush when it comes to saying goodbye. A suggestion would be for each group member to contribute anonymously by putting their tip into an envelope. This often works the best and the group should gather to present the gift to the recipient(s), offering their thanks and showing their appreciation. This method brings the action out into the open, allowing for a friendly and appreciative interaction between the group and the recipient(s).

You may use the following as a guideline, all given in a per person format:

CEO: \$5 USD (per day)

Driver: \$5 USD (per day)

Supply crew: \$2-5 USD (per day)

Local guides: \$1 USD (per couple of hours)

Restaurant/café servers: 10% of the cost of the bill

Optional Activities

Serengeti National Park

- Serengeti Balloon Safari (599USD per person)

Stone Town

- Stone Town Walking Tour (20-40USD per person)
- Christ Church Cathedral & Old Slave Market (5USD per person)
- Sultan's Palace Museum (3USD per person)
- House of Wonders (5USD per person)

Jambiani


- Swimming
- Snorkelling (35-60USD per person)
- Swahili Cultural Tour (70-200USD per person)

Nungwi

- Scuba Diving (65USD per person)

Jozani Forest

- Jozani Forest Tour (35-150USD per person)



Health

We recommend you contact your family physician, or your local travel clinic for the most up-to-date health information at least one month before departure. Travellers should also carry a basic first-aid kit and hand sanitizers/antibacterial wipes on their travels. Medical facilities are basic throughout these countries. For your own safety, we strongly recommend that you advise your tour leader of any medical condition that may affect you while travelling with the group. Your tour leader will be able to inform you of local health advisories (e.g. drinking water quality). Please ensure you have all the inoculations recommended by your doctor.

Safety and Security

Many national governments provide a regularly updated advice service on safety issues involved with international travel. We recommend that you check your government's advice for their latest travel information before departure. We strongly recommend the use of a neck wallet or money belt while travelling, for the safe keeping of your passport, air tickets, travellers' cheques, cash and other valuable items. Leave your valuable jewellery at home - you won't need it while travelling. Many of the hotels we use have safety deposit boxes, which is the most secure way of storing your valuables. A lock is recommended for securing your luggage. When travelling on a group trip, please note that your group leader has the authority to amend or cancel any part of the trip itinerary if it deemed necessary, due to safety concerns. Your Chief Experience Officer (CEO) will accompany you on all included activities. During your trip you will have some free time to pursue your own interests, relax and take it easy and explore at your leisure. While your CEO will assist you with options available in a given location, please note that any optional activities you undertake are not part of your itinerary, and we offer no representations about the safety of the activity or the standard of the operators running them. Please use your own good judgement when selecting an activity in your free time. Although the cities visited on tour are generally safe during the day, there can be risks to wandering throughout any major city at night. It is our recommendation to stay in small groups and to take taxis to and from restaurants, or during night time excursions.

Water based activities have an element of danger and excitement built into them. We recommend only participating in water based activities when accompanied by a guide(s). We make every reasonable effort to ensure the fun and adventurous element of any water based activities (in countries with varying degrees of operating standards), have a balanced approach to safety. It is our policy not to allow our CEOs to make arrangements on your behalf for water based activities that are not accompanied by guide(s).

Swimming, including snorkeling, is always at your own risk. [Read more about travel safety](/travel-resources/safety/) for ways to further enhance your personal safety while traveling.

Trip Specific Safety

Arusha

- People are generally friendly in Arusha, but don't let people take advantage of you
- Always leave your passport (It's better to carry a photocopy of it instead), traveller's cheques, flight tickets and money that you won't be using in the safe deposit in your hotel room/reception. This is free of charge to Travel There Co clients.
- Remember that like in any other city, you should never leave your bags unattended, nor flaunt jewellery, cameras etc
- Please don't wander through the city at night. Stick to the main streets only during the day, and after sundown, please take a taxi. Taxis can be organised from reception of your hotel. Also, take the address of the hotel with you.
- Beware of people approaching you on the street with an apparent interest of where you are from, and want to sit down and have a chat with you. These people are con men and will ask you for money.
- People on the street who ask you if you want a safari and have a brochure are often con men, best to avoid these folk. Besides, you're already on safari!

Photography

Please refrain from taking photos of police stations, airports, bus stations, immigration or border crossings, army barracks and personnel, or any government building. It is against the law and will result in the minimum of your film and camera being confiscated.

Medical Form

A Couple of Rules

Illegal drugs will not be tolerated on any trips. Possessing or using drugs not only contravenes the laws of the land but also puts the rest of the group at risk. Smoking marijuana and opium is a part of local culture in some parts of the world but is not acceptable for our travellers. Our philosophy of travel is one of respect towards everyone we encounter and in particular the local people who make the world the special place it is. The

exploitation of people in the sex trade is completely contrary to this philosophy. Our CEOs have the right to expel any member of the group if drugs are found in their possession or if they utilize the services of paid sex workers, in any capacity.

A Word of Warning

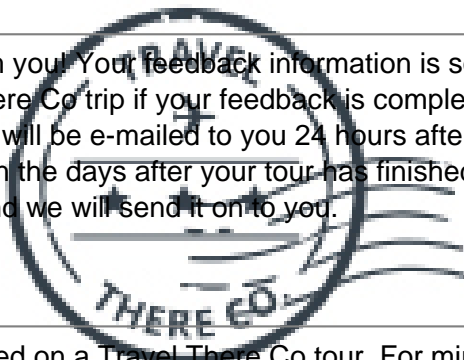
Travel Insurance

Travel insurance is compulsory in order to participate on any of our trips. When travelling on a group trip, you will not be permitted to join the group until evidence of travel insurance has been sighted by your leader, who will take note of your insurance details. When selecting a travel insurance policy we require that at a minimum you are covered for medical expenses including emergency evacuation and repatriation. A minimum coverage of USD200,000 is required. Travel There Co can provide you with the appropriate coverage. We strongly recommend that the policy also covers personal liability, cancellation, curtailment and loss of luggage and personal effects. Some tours include adventure activities that require extra coverage (e.g. crampon use); please review your itinerary and make sure that you are covered for all included activities. If you have credit card insurance we require proof of purchase of the trip (a receipt of credit card statement) with a credit card in your name. Contact your bank for details of their participating insurer, the level of coverage and emergency contact telephone number.

Local Dress

Feedback

After your travels, we want to hear from you! Your feedback information is so important to us that we'll give you 5% off the price of your next Travel There Co trip if your feedback is completed on-line within 30 days of finishing your trip. Your tour evaluation will be e-mailed to you 24 hours after the conclusion of your trip. If you do not receive the tour evaluation link in the days after your tour has finished, please drop us a line at customerservice@gadventures.com and we will send it on to you.



Minimum Age

You must be 18 to travel unaccompanied on a Travel There Co tour. For minors travelling with a guardian over 21 years old, the minimum age is 12.

International Flights

Check-in times and baggage allowances/restrictions vary by airline and can change at any time. For the most up-to-date information for your flight, please contact your airline. We recommend checking in online in advance to avoid potential delays at the airport.