



TRAVEL THERE CO

6455 N Union Blvd Suite 100 TT
Colorado Springs,
CO 80918
Phone: +1 888-688-8954
E-mail: info@travelthereco.com
Web: www.travelthereco.com

Nairobi to Zanzibar: Serengeti & Sunsets

Days: Nairobi to Stone Town

What's Included

Your G for Good Moment: Mto wa Mbu Village Visit and Lunch, Mto wa Mbu

Your Welcome Moment: Meet Your CEO and Group

Your First Night Out Moment: Connect With New Friends. Transfer from Nairobi to Arusha. Entrances and wildlife safari drives in Serengeti National Park and in Ngorongoro Crater. Ferry to Zanzibar. Stone Town orientation walk. Beach time in Zanzibar. All transport between destinations and to/from included activities.

The information in this trip details document has been compiled with care and is provided in good faith. However it is subject to change, and does not form part of the contract between the client and the operator. The itinerary featured is correct at time of printing. It may differ slightly to the one in the brochure. Occasionally our itineraries change as we make improvements that stem from past travellers, comments and our own research. Sometimes it can be a small change like adding an extra meal along the itinerary. Sometimes the change may result in us altering the tour for the coming year. Ultimately, our goal is to provide you with the most rewarding experience. Please note that our brochure is usually released in November each year. If you have booked from the previous brochure you may find there have been some changes to the itinerary.

VERY IMPORTANT: Please ensure that you print a final copy of your Trip Details to review a couple of days prior to travel, in case there have been changes that affect your plans.

Itinerary

Highlights

Track the "big five" across the Serengeti and the Ngorongoro Crater, get close to nature by camping in the wilderness, bliss out on the white-sand beaches of Zanzibar, experience the hustle-and-bustle of Stone Town.

Dossier Disclaimer

The information in this trip details document has been compiled with care and is provided in good faith. However it is subject to change, and does not form part of the contract between the client and the operator. The itinerary featured is correct at time of printing. It may differ slightly to the one in the brochure. Occasionally our itineraries change as we make improvements that stem from past travellers, comments and our own research. Sometimes it can be a small change like adding an extra meal along the itinerary. Sometimes the change may result in us altering the tour for the coming year. Ultimately, our goal is to provide you with the most rewarding experience. Please note that our brochure is usually released in November each year. If you have booked from the previous brochure you may find there have been some changes to the itinerary.

VERY IMPORTANT: Please ensure that you print a final copy of your Trip Details to review a couple of days prior to travel, in case there have been changes that affect your plans.

Itinerary Disclaimer

While it is our intention to adhere to the route described below, there is a certain amount of flexibility built into the itinerary and on occasion it may be necessary, or desirable to make alterations. The itinerary is brief, as we never know exactly where our journey will take us. Due to our style of travel and the regions we visit, travel can be unpredictable. The Trip Details document is a general guide to the tour and region and any mention of specific destinations or wildlife is by no means a guarantee that they will be visited or encountered. Aboard expedition trips visits to research stations depend on final permission.

Additionally, any travel times listed are approximations only and subject to vary due to local circumstances.

Important Notes

1. Please note that this tour combines with other Travel There Co tours. As such, the staff and some travel companions on your tour may have previously been traveling together with Travel There Co, prior to Day 1 of your tour. Likewise, some staff and travel companions may be continuing together on another Travel There Co tour, after your trip concludes.

2. YELLOW FEVER

It may be required to show a Yellow Fever certificate upon entering the country(s) visited. Please check in with your local health expert for advice on Yellow Fever and other inoculations required for this area.

3. Sleeping bags are not available for rent and difficult to purchase locally.

4. COMBO TRIP

Please note that this tour combines with other Travel There Co tours. As such, the staff and some travel companions on your tour may have previously been traveling together with Travel There Co, prior to Day 1 of your tour. Likewise, some staff and travel companions may be continuing together on another Travel There Co tour, after your trip concludes.

Group Leader Description

Throughout this 10-day journey around Tanzania, you will be accompanied on your trip by a Travel There Co Chief Experience Officer (CEO). Additionally, the group will be joined by an expert driver/guide, and a camp cook. The Chief Experience Officer (CEO) will be the group leader, and will provide information on the places where we are travelling, offer suggestions for things to do and see, and introduce you to our local friends. Your CEO will take care of the small things so you can concentrate on enjoying your adventure.

Your driver is skilled and experienced, and a certified safari guide. All of our drivers are experienced in the routes travelled, and highly skilled in dealing with different terrains. All of our cooks will organize and lead the meal preparation, and have experience in cooking a variety of local and international dishes for large groups.

We also use local guides for some included activities where we think more specific knowledge will add to the enjoyment of the places we are visiting.

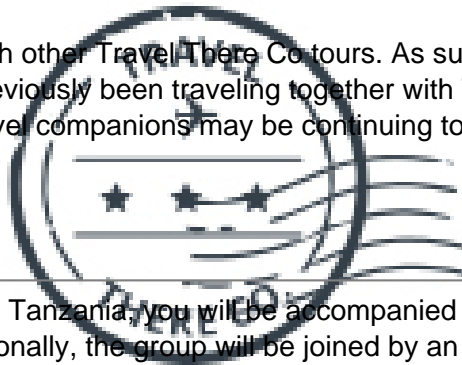
On Zanzibar, you will have one CEO who will provide information on the places you are travelling through, offer suggestions for things to do and see, recommend great local eating venues and introduce you to our local friends. While not being guides in the traditional sense you can expect them to have a broad general knowledge of the countries visited on the trip, including historical, cultural, religious and social aspects.

Group Size Notes

Max 20, avg 17.

Meals Included

9 breakfasts, 3 lunches, 3 dinners



Meals

As mentioned above, many of the meals on this tour are included in the tour price. When a meal is not included, this is because there are often many options available - we would like to give you the opportunity to explore a bit and test the local cuisine yourself. In these cases, your CEO will be able to suggest some good local restaurants or options for you to choose from.

All included meals will be prepared from fresh local produce. The majority of the shopping for foodstuffs will be done before the trip departs, and fresh goods, such as meats, fruits, vegetables, and dairy products, will be bought en route during the trip from supermarkets, local shops and markets. Breakfasts will generally consist of breads and cereals, if time allows a warm breakfast may be prepared. Many lunches will be provided en-route and will be light meals such as sandwiches and/or salads. All evening meals will be freshly-prepared hot meals, and will consist of a variety of continental and local dishes.

Vegetarian meals and other dietary requirements need to be specified prior to arrival.

Please note all bottled drinking water will be at your own expense.

Transport

Shared shuttle, 4x4 safari vehicles, private shuttle, walking, tuk tuk, ferry, minibus.

About our Transportation

The safari part of this trip is done in private, 7-seat 4x4 Land cruiser vehicles. With sliding windows and a large pop-up roofs, these vehicles are designed for wildlife viewing. If there is a large group, 2 or more vehicles will be used, and the group will be split up.

All Travel There Co vehicles are regularly serviced and follow a strict maintenance schedule. However given the long travel days and rough conditions of many of the roads in Africa, vehicles can and do breakdown on occasion. If such situations occur all drivers are trained mechanics and any vehicle issues are rectified as quickly as possible so as to not disrupt your trip. Your patience is requested if the vehicle you are traveling in happens to encounter a mechanical fault.

The journey from Arusha to Dar es Salaam will be in a private bus, and we use a public ferry to cross to Zanzibar. On Zanzibar, we travel using minibuses.

This is not a physically demanding journey; however, travelling can be difficult, with long drives and poor road conditions at times. Please take note of the travel times and distances in the above itinerary, and consider that this is often on poor quality, bumpy roads. Despite this, most clients feel that the diversity of the African landscape, culture and wildlife are all well worth the experience.

Local Flights

Solo Travellers

We believe solo travellers should not have to pay more to travel so our group trips are designed for shared accommodation and do not involve a single supplement. Single travellers joining group trips are paired in twin or multi-share accommodation with someone of the same sex for the duration of the trip. Some of our Independent trips are designed differently and solo travellers on these itineraries must pay the single trip price.

Accommodation

Basic hotel (2 nts, single or twin-share), full-service camping (2 nts), hostels (5 nts, multi-share with 3-4 people).

About Accommodation

Camping in Tanzania is truly an adventure. You will be able to get off the beaten track to get a first-hand experience of the beautiful wilderness and nature. While camping, we stay at designated campsites inside of and nearby the national reserves and parks. These campsites are generally very basic, and are not comparable to western standards. We carry tents to pitch at public campsites, and we may be sharing the space and facilities with other groups, especially during the high seasons. (The amount of people sharing these campsites may influence the cleanliness and environment of these public camp sites.)

All camping equipment (with the exception of your sleeping bag and pillow) is supplied, including camp mattresses, which are warm and comfortable. We supply dome tents and assembly/disassembly takes only 5 minutes. They are good quality, durable, industry-standard 2-person safari canvas tents. Please note that most adults will not be able to fully stand up inside the tents, though most travellers find these more than adequate, as they have a base area of approximately 4 square meters. These tents are regularly treated with a waterproofing agent, but under certain rainy conditions, the tent fabric may become saturated to the point where seepage or leakage may occur. All tents have built-in mesh insect netting on the windows and doors.


Our campsite in Mto wa Mbu is basic, but clean and the location is very convenient. Once we move into the Serengeti National Park and to the Ngorongoro Crater rim, the facilities become more basic with long-drop latrines, simple cold shower or bathing, and no electricity.

Camps are open to the natural environment (ie. no fences) – care must be taken, especially at night, when a torch/flashlight is recommended when walking around the camp area.

The idea of camping in Africa can be a daunting one. For those not accustomed to 'roughing it' for a few days, we offer a 'full service camping' experience on your tour. All tents are pitched for you. This leaves you with more time to enjoy your surroundings and is ideal for first-time campers who may be worried about the challenges such a trip can entail.

**** NOTE ****

- In Zanzibar, we stay in standard, twin-share accommodation in Stone Town and multi-share accommodation on the beach. Please note that our Zanzibar Beach Resort location is subject to change due to availability.
- Before booking any post nights in Zanzibar please **CONTACT US** to confirm the location.



Joining Hotel

For details of your joining hotel please refer to your tour voucher, G Account, the Travel There Co App or contact your travel agent.

Joining Instructions

If you have not arranged an arrival transfer please make your way to the joining hotel. Jomo Kenyatta International Airport is about 20 km from downtown and your hotel. There are a variety of ways to get into the city. The dedicated airport bus takes about 40min at USD 5, however an airport taxi is recommended. This can be booked either inside the airport at an 'information desk' or outside of the terminal. The price is approximately USD 20.

If you have paid in advance for an arrival transfer, a Travel There Co representative will be at the airport to meet you. If for any reason you are not met at the airport, please call our local support line. If you are unable to make contact for whatever reason, please make your way to the joining point hotel via taxi.

Please note that Day 1 is an arrival day and no activities have been planned for that day other than your welcome meeting in the evening, so you can arrive at any time.

A Travel There Co Representative will organize a short meeting soon after arrival, during which you will meet other tour participants and receive information about general and specific aspects of the trip. A welcome note will be left for you in the hotel so you have all the necessary information regarding the meeting time. If you arrive late, s/he will leave you a message detailing what time and where you should meet the next morning.

Arrival Complications

We don't expect any problems, and nor should you, but if for any reason you are unable to commence your trip as scheduled, please refer to the emergency contact details provided in this dossier and contact us as soon as possible. If you have a pre-booked transfer, and you have not made contact with our representative within 30 minutes of clearing customs and immigration, we recommend that you make your own way to the Starting Point hotel, following the Joining Instructions. Please apply to your travel agent on your return for a refund of the transfer cost if this occurs.

Emergency Contact

Should you need to contact us during a situation of dire need, it is best to first call either the Travel There Co Local Representative (if one is listed below) or our Travel There Co Local Office. If for any reason you do not receive an immediate answer, please leave a detailed message and contact information, so they may return your call and assist you as soon as possible.

AIRPORT TRANSFER

If you have purchased an arrival through Travel There Co or if an arrival transfer is included in the cost of your tour, please note that your arrival transfer has been arranged based on flight information provided to us. If you are advised of a flight schedule change within 48 hours of your scheduled arrival time, we will do our best to rearrange your arrival transfer however we cannot guarantee this. If your arrival transfer does not arrive within 30 minutes after you have exited the arrivals area please take a taxi to your start point hotel.

For any issues relating to pre-booked transfers for Nairobi Jomo Kenyatta International Airport, including delays or missed transfers, please contact our airport transfer operator:

Phelix: +254 729 692 653 (from outside of Kenya)

Phelix: 0729 692 653(from within Kenya)

EMERGENCY CONTACT NUMBERS

Travel There Co Local Office (Nairobi, Kenya)

From outside Kenya: +254 727 208 832

From within Kenya: 0727 208 832



Travel There Co Local Representative (Zanzibar)

Mr Salum Muhidin: +255 773 258 773 (Operations Manager)

If you are unable for any reason to contact our local office, please call the numbers listed below, which will connect you directly with our 24 hour Sales team, who will happily assist you.

Toll-free, North America only: 1 888 800 4100

Calls from UK: 0344 272 0000

Calls from Germany: 0800 365 1000

Calls from Australia: 1 300 796 618

Calls from New Zealand: 0800 333 307

Outside North America, Australia, New Zealand, Germany and the UK: +1 416 260 0999

What to Take

You will be on the move a lot, so our advice is to pack as lightly as possible. Your baggage should be clearly labelled and restricted to one soft compact suitcase, sports bag, or backpack, no larger than 30cm(height) x 30cm(width) x 60cm(length), maximum 15kg, plus a daypack. You will need a daypack big enough for a change of clothes, towel, toiletries etc to take with on the Serengeti excursion, but still small enough to fit into the smaller vehicles used for the excursion. Due to limited space in the wildlife-drive vehicles, big backpacks can unfortunately not be taken with to the Serengeti.

Please note, if you are travelling with a large amount of luggage and will be returning to Nairobi later in your trip, you may leave a portion of it at the start hotel, this is indeed possible as storage facilities are available.

For our camping style tours you will need to provide your own sleeping bag. We provide the tent and the sleeping pads, pillow, and light sleeping sheet.

A set of smart casual clothes is also advisable.

Checklist

Additional Items:

- Sleeping bag and liner (Seasonally appropriate)

Cold Weather:

- Long-sleeved shirts or sweater
- Scarf
- Warm gloves
- Warm hat
- Warm layers

Documents:

- Flight info (required) (Printouts of e-tickets may be required at the border)
- Insurance info (required) (With photocopies)
- Passport (required) (With photocopies)
- Required visas or vaccination certificates (required) (With photocopies)
- Vouchers and pre-departure information (required)

Essentials:

- Binoculars (optional)
- Camera (With extra memory cards and batteries)
- Cash, credit and debit cards
- Day pack (Used for daily excursions or short overnights)
- Ear plugs
- First-aid kit (should contain lip balm with sunscreen, sunscreen, whistle, Aspirin, Ibuprofen, bandaids/plasters, tape, anti-histamines, antibacterial gel/wipes, antiseptic cream, Imodium or similar tablets for mild cases of diarrhea, rehydration powder, water purification tablets or drops, insect repellent, sewing kit, extra prescription drugs you may be taking)
- Flashlight/torch (Headlamps are ideal)
- Fleece top/sweater
- Footwear
- Hat
- Locks for bags
- Long pants/jeans
- Moneybelt
- Outlet adapter
- Personal entertainment (Reading and writing materials, cards, music player, etc.)
- Reusable water bottle
- Shirts/t-shirts
- Sleepwear
- Small travel towel
- Sunglasses
- Toiletries (Preferably biodegradable)
- Watch and alarm clock
- Waterproof backpack cover
- Windproof rain jacket

Health & Safety:

- Face masks (required)
- Hand sanitizer (required)
- Pen (Please bring your own pen for filling out documents.)
- Rubber gloves

Warm Weather:

- Sandals/flip-flops



- Shorts/skirts (Longer shorts/skirts are recommended)
- Sun hat/bandana
- Swimwear

Note: The climate in East Africa varies between the dry and rainy season. Please ensure you bring a windproof rain jacket if you are travelling between April & May, October & November.

Laundry

Hand washing of clothes can be done at campsites, as most have simple facilities for this. We recommend you bring a non polluting/biodegradable soap, as well as a roll of simple string to act as a drying line for your clothes. If you arrive in the late afternoon, or if there is poor weather, it may not be possible for your clothes to completely dry. Your start hotel also has laundry service for a fee.

Visas and Entry Requirements


All countries require travellers to have a valid passport (with a minimum 6 months validity), and you are required to acquire the entry visas for each of the countries visited.

Please double check with your agent and/or visa agent what the visa requirements is for each country that you will be traveling to. Some countries do require that you get your visa before arrival. If you show up at a border and do not have the required visa you will be denied entry to the country and be send back to the closest embassy/high commission to get the visa. All arrangements and expenses for that will be at your own cost. The CEO will assist you with travel arrangements but will not be able to accompany you. You will also have to catch up with the group at their next destination at own cost.

The information provided here is to be used as a guide only. Please consult with the relevant embassy or your travel agency before you travel. We cannot take any responsibility whatsoever for the use of this information.

IMPORTANT NOTE

It may be required to show a Yellow Fever certificate upon entering the country(s) visited. Please check in with your local consulate and health expert for advice on Yellow Fever and other inoculations required for this area.



Kenya

The Kenyan Government has introduced an electronic visa process with effect from July 2nd. Travellers wishing to enter Kenya need to visit www.ecitizen.go.ke and follow instructions for processing their electronic visa in advance of their arrival into Kenya. As this measure was introduced with little advance notice, there is a grace period where travellers may continue to apply upon arrival into Kenya for their visa. You can obtain a visa for US\$50. All those requiring a visa on arrival must have at least two blank pages available in their passports. Failure to meet this requirement could mean that entry will be refused.

If you are in Kenya for a shorter amount of time (normally max 72 hours but can vary depending on border official) then you can obtain a transit visa which will cost \$20. Please make sure you have your travel itinerary at hand and your forward flight details.

Border crossing from Tanzania to Kenya is at Namanga Border Post.

Persons aged 16 years and below will require a visa to enter Kenya.

Visa costs (please use as a guideline only)

a) Single entry Visa Most nationalities \$50.00

Tanzania

Most nationalities can get a visa on arrival at the airport or at any entry point into Tanzania, but please double check your visa requirements before departure.

Visa Costs (please use as a guideline only)

US Citizens ONLY: US\$100.00 This fee will apply to single and all multiple entry visas.

Non-US Citizens: Visa fees are US\$50.00 for single entry, and US\$100.00 for double entry

East Africa Tourist Visa

An East Africa Tourist Visa allows the holder to move freely between Kenya, Rwanda and Uganda with only one Visa, and is valid for a period of 90 days. It also acts as a multiple entry Visa, so if you leave any of the above countries, you do not need a new Visa to re-enter (provided it is within the 90 day validity period). These need to be applied for in advance, and you should contact the foreign Embassy (of the country you will be entering through) for more details. The cost is 100USD.

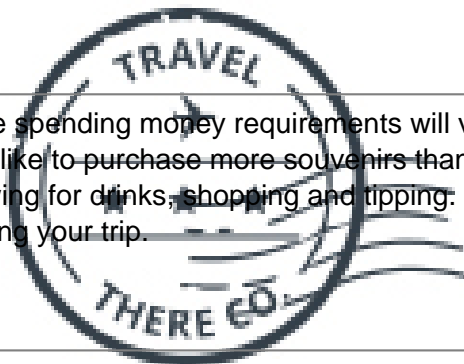
Please see below for more information:

<http://www.visiteastafrica.org/travel-guide/visa-information>

This information is accurate at the time of writing, and please contact your local embassy or consulate for the most up-to-date visa requirements and costs, regarding these, and the other countries visited, or see your travel agent. It is your responsibility to have the correct travel documentation.

Spending Money

Every traveller is different and therefore spending money requirements will vary. Some travellers may drink more than others while other travellers like to purchase more souvenirs than most. Please consider your own spending habits when it comes to allowing for drinks, shopping and tipping. Please also remember the following specific recommendations when planning your trip.



Money Exchange

The local currency in Kenya is the Kenyan Shilling (KES, or KSH) and in Tanzania is the Tanzanian Shilling (TSH).

Shillings can be obtained locally by changing foreign currency or by using ATMs (where available) which will disperse local currency. Your CEO will inform you where you can change money throughout the tour and approximately how much money you will need for each country. The easiest foreign currency to exchange for locally for any of the local currencies is the USD; however the British Pound and Euro may also be exchanged as well. Please note that due to past problems with forgery, USD notes that are older than year 2006 are not accepted in Africa.

Large note (USD50, USD100 etc) can be difficult to change in some places, but will gain you the best exchange rate.

If you plan to rely on cash, please bring foreign currency (Euro, Pound, USD) with you, as it is often expensive to buy these currencies locally. And in more rural areas, it is often not likely.

If you plan to buy your visas at borders, you will need to bring USD cash to pay for these visas. Please note you cannot use the local currency or any other currency to buy these visas- they must be purchased in USD.

Please do not bring Travellers' cheques to Africa. They are difficult if not impossible to exchange in many places.

Visa/Plus system cards are the most widely accepted debit cards. it is harder to find machines Mastercard/Cirrus cards. We highly recommend that if you hold a Mastercard, you obtain a Visa card prior to departure and travel with both. This is also useful should something unforeseen happen to one of your cards

during your travels.

While there are many ATMs in the major centres, there are no guarantees that your credit or debit cards will actually work in Africa. Check with your bank.

Credit cards can be used in major cities and towns ONLY but please do not rely on them as a method of payment because they are generally not widely accepted. You should be aware that to purchase products or services on a credit card a fee of 5%-10% usually applies. The majority of our optional activities can also be paid by credit card. Your CEO will advise on these.

Please note that in many areas there may be occasional power-outages, where there will be no electricity for hours at a time. In addition, ATMs outside of larger centers often run out of cash or can be out of order unexpectedly. These factors could affect your ability to access money from ATMs. As such, please do not rely on credit or debit cards as your only source of money.

A combination of foreign currency and debit/credit cards for cash advances is best. Always take more rather than less, as you don't want to spoil the trip by constantly feeling short of funds.

As currency exchange rates can fluctuate often we ask that you refer to the following website for daily exchange rates: www.xe.com.

Emergency Fund

Please also make sure you have access to at least an additional USD \$200 (or equivalent) as an 'emergency' fund, to be used when circumstances outside our control (ex. a natural disaster) require a change to our planned route. This is a rare occurrence!

Departure Tax

Tipping

Tipping is an expected, though not compulsory, component of your tour program. The gesture serves as an expression of appreciation for exceptional service, and amounts given are up to your discretion.

Tipping is one of the most direct ways that you can have a positive economic impact within the African community. Although it may not be customary for you, it is an important source of income for those in the tourism industry. Giving a tip should be seen as a formal 'thank you', and the action should in no way be awkward.

The best method of tipping someone that has served the whole group is to plan in advance, and not rush when it comes to saying goodbye. A suggestion would be for each group member to contribute anonymously by putting their tip into an envelope. This often works the best and the group should gather to present the gift to the recipient(s), offering their thanks and showing their appreciation. This method brings the action out into the open, allowing for a friendly and appreciative interaction between the group and the recipient(s).

You may use the following as a guideline, all given in a per person format:

CEO: \$5 USD (per day)

Driver: \$5 USD (per day)

Supply crew: \$2-5 USD (per day)

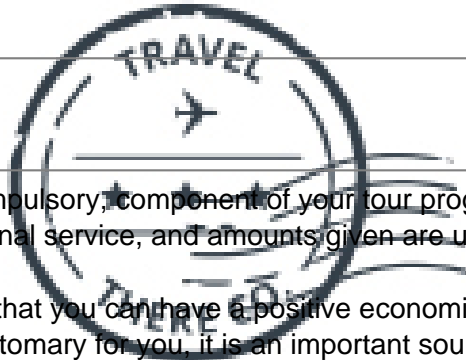
Local guides: \$1 USD (per couple of hours)

Local guides (Zanzibar): \$2 per day

Hotel porters (Zanzibar): \$1 USD

Restaurant/café servers: 10% of the cost of the bill

Optional Activities



Nairobi

- The Carnivore Restaurant (51-82USD per person)
- Karen Blixen Museum (34-73USD per person)
- Bomas of Kenya Tour (26-65USD per person)
- Railway Museum (6USD per person)
- National Museum (21-33USD per person)
- David Sheldrick Elephant Orphanage Visit (26-65USD per person)

Serengeti National Park

- Serengeti Balloon Safari (599USD per person)

Arusha

- Zanzibar Express

Stone Town

- Stone Town Walking Tour (20-40USD per person)
- Christ Church Cathedral & Old Slave Market (5USD per person)
- House of Wonders (5USD per person)
- Sultan's Palace Museum (3USD per person)

Jambiani

- Swimming

Jozani Forest

- Jozani Forest Tour (35-150USD per person)

Health

We recommend you contact your family physician, or your local travel clinic for the most up-to-date health information at least one month before departure. Travellers should also carry a basic first-aid kit and hand sanitizers/antibacterial wipes on their travels. Medical facilities are basic throughout these countries. For your own safety, we strongly recommend that you advise your tour leader of any medical condition that may affect you while travelling with the group. Your tour leader will be able to inform you of local health advisories (e.g. drinking water quality). Please ensure you have all the inoculations recommended by your doctor.

Yellow Fever Certificate Note: (Updated: May 2017)

It is compulsory to show a valid Yellow Fever Certificate if you are travelling to the following Travel There Co-visited countries from a Yellow Fever endemic country:

- Botswana
- Ethiopia
- Kenya
- Madagascar
- Malawi
- Mozambique
- Namibia
- Rwanda
- South Africa
- Swaziland
- Uganda
- Zambia
- Zimbabwe

For some of these countries, proof of Yellow Fever vaccination is also required for passengers who have travelled more than 12 hours through the airport of an endemic country. If other countries not endemic to Yellow Fever have been visited after visiting an endemic country, then a Yellow Fever certificate may still be

required on entry. Please check country-specific regulations before your departure.

Malaria

Malaria is a mosquito-borne disease that is present in some regions in Africa. Risk of malaria can increase during periods of heavy rain, during the rainy seasons, and in densely populated areas of Southern & East Africa. To prevent malaria, we recommend speaking to your doctor about taking preventative medication (prophylaxis), combined with regular use of insect repellent spray/cream. Please check updated travel health advisories specific to malaria before your departure.

Safety and Security

Many national governments provide a regularly updated advice service on safety issues involved with international travel. We recommend that you check your government's advice for their latest travel information before departure. We strongly recommend the use of a neck wallet or money belt while travelling, for the safe keeping of your passport, air tickets, travellers' cheques, cash and other valuable items. Leave your valuable jewelry at home - you won't need it while travelling. Many of the hotels we use have safety deposit boxes, which is the most secure way of storing your valuables. A lock is recommended for securing your luggage. When travelling on a group trip, please note that your group leader has the authority to amend or cancel any part of the trip itinerary if it deemed necessary, due to safety concerns. Your Chief Experience Officer (CEO) will accompany you on all included activities. During your trip you will have some free time to pursue your own interests, relax and take it easy and explore at your leisure. While your CEO will assist you with options available in a given location, please note that any optional activities you undertake are not part of your itinerary, and we offer no representations about the safety of the activity or the standard of the operators running them. Please use your own good judgement when selecting an activity in your free time. Although the cities visited on tour are generally safe during the day, there can be risks to wandering throughout any major city at night. It is our recommendation to stay in small groups and to take taxis to and from restaurants, or during night time excursions.

Water based activities have an element of danger and excitement built into them. We recommend only participating in water based activities when accompanied by a guide(s). We make every reasonable effort to ensure the fun and adventurous element of any water based activities (in countries with varying degrees of operating standards), have a balanced approach to safety. It is our policy not to allow our CEOs to make arrangements on your behalf for water based activities that are not accompanied by guide(s).

Swimming, including snorkeling, is always at your own risk. [Read more about travel safety](/travel-resources/safety/) for ways to further enhance your personal safety while traveling.

Trip Specific Safety

Nairobi

-Always leave your passport (It's better to carry a photocopy of it instead), traveller's cheques, flight tickets and money that you won't be using in the safe deposit in your hotel room/reception. This is free of charge to Travel There Co Adventure clients.

-Remember that like in any other city, you should never leave your bags unattended, nor flaunt jewellery, cameras etc

-Please don't wander through the city at night. Stick to the main streets only during the day, and after sundown, please take a taxi. Taxis can be organised from reception of your hotel. Also, take the address of the hotel with you.

-People are generally friendly, but don't let people take advantage of you, especially the sales people!

-Beware of people approaching you on the street with an apparent interest of where you are from, and want to sit down and have a chat with you. These people are most likely con men and try to get money from you in one way or another

-People on the street who ask you if you want a safari and have a brochure are often con men, best to avoid these folk. Besides, you're already on safari!

Arusha

Many of the above precautions should also be taken in Arusha, however this town generally has a more

relaxed and friendly vibe. But due to carrying 70% of the tourism in Tanzania, there are many beggars, street sellers and safari touts. These are best avoided by a polite but firm NO THANK YOU!

Zanzibar

While Zanzibar safe place to travel common sense must be used. Stone Town is notorious for hawks or touts, people who want to sell you any type of good or service. These are best avoided by a polite but firm NO THANK YOU! You will find that at times they will continue to bother you, or casually follow you. Act as though you are not interested, and even duck into a shop or hotel if needed. Do not walk alone at night in Stone Town, or on the beach alone while at Nungwi/Kendwa. Taxis are available in Stone Town and the hotel can assist you in calling one if not readily available.

Remember that Zanzibar is overwhelmingly Muslim. Women who do not dress modestly, or men in shorts, are likely to cause offense to locals and are likely to attract unwanted attention.

In coastal areas, both male and female prostitution is widespread. Single female travellers in particular should be wary of 'beach boys'. These male prostitutes often employ aggressive methods of socializing with female tourists with their end goal being to solicit sex, money or other benefits. The prevalence of HIV is extremely high in this region, and we urge all travellers to exercise extreme caution.

Our suggestion is to dress moderately, and drink moderately. At all times be aware of your surroundings, and your actions, and to exercise caution.

Photography

Please refrain from taking photos of police stations, airports, bus stations, immigration or border crossings, army barracks and personnel, or any government building. It is against the law and will result in the minimum of your film and camera being confiscated.

Medical Form

A Couple of Rules


Illegal drugs will not be tolerated on any trips. Possessing or using drugs not only contravenes the laws of the land but also puts the rest of the group at risk. Smoking marijuana and opium is a part of local culture in some parts of the world but is not acceptable for our travellers. Our philosophy of travel is one of respect towards everyone we encounter and in particular the local people who make the world the special place it is. The exploitation of people in the sex trade is completely contrary to this philosophy. Our CEOs have the right to expel any member of the group if drugs are found in their possession or if they utilize the services of paid sex workers, in any capacity.

A Word of Warning

Travel Insurance

Travel insurance is compulsory in order to participate on any of our trips. When travelling on a group trip, you will not be permitted to join the group until evidence of travel insurance has been sighted by your leader, who will take note of your insurance details. When selecting a travel insurance policy we require that at a minimum you are covered for medical expenses including emergency evacuation and repatriation. A minimum coverage of USD200,000 is required. Travel There Co can provide you with the appropriate coverage. We strongly recommend that the policy also covers personal liability, cancellation, curtailment and loss of luggage and personal effects. Some tours include adventure activities that require extra coverage (e.g. crampon use); please review your itinerary and make sure that you are covered for all included activities. If you have credit card insurance we require proof of purchase of the trip (a receipt of credit card statement) with a credit card in your name. Contact your bank for details of their participating insurer, the level of coverage and emergency contact telephone number.

Local Dress



Feedback

After your travels, we want to hear from you! Your feedback information is so important to us that we'll give you 5% off the price of your next Travel There Co trip if your feedback is completed on-line within 30 days of finishing your trip. Your tour evaluation will be e-mailed to you 24 hours after the conclusion of your trip. If you do not receive the tour evaluation link in the days after your tour has finished, please drop us a line at customerservice@gadventures.com and we will send it on to you.

Minimum Age

Minimum age of 18 years for this trip.

International Flights

Check-in times and baggage allowances/restrictions vary by airline and can change at any time. For the most up-to-date information for your flight, please contact your airline. We recommend checking in online in advance to avoid potential delays at the airport.

Last updated: Thu 30 Jan '25

