



TRAVEL THERE CO

6455 N Union Blvd Suite 100 TT
Colorado Springs,
CO 80918
Phone: +1 888-688-8954
E-mail: info@travelthereco.com
Web: www.travelthereco.com

Alaska Journey

Days: Anchorage to Anchorage

What's Included

Your Journeys Highlight Moment: Denali Immersion: Mountaineering History of Denali, Denali
Your Journeys Highlight Moment: Denali Immersion: Welcome to the Subarctic, Denali. Alaska SeaLife Center visit, Seward. Kenai Fjords National Park wildlife cruise. National Park Service excursion to Eielson Visitor Centre in Denali National Park. All transport between destinations and to/from included activities.

The information in this trip details document has been compiled with care and is provided in good faith. However it is subject to change, and does not form part of the contract between the client and the operator. The itinerary featured is correct at time of printing. It may differ slightly to the one in the brochure. Occasionally our itineraries change as we make improvements that stem from past travellers, comments and our own research. Sometimes it can be a small change like adding an extra meal along the itinerary. Sometimes the change may result in us altering the tour for the coming year. Ultimately, our goal is to provide you with the most rewarding experience. Please note that our brochure is usually released in November each year. If you have booked from the previous brochure you may find there have been some changes to the itinerary.

VERY IMPORTANT: Please ensure that you print a final copy of your Trip Details to review a couple of days prior to travel, in case there have been changes that affect your plans.

Itinerary

Highlights

Search for beluga whales out at sea on a National Park Ranger narrated Kenai Fjords National Park Cruise, Explore the renowned Alaska SeaLife Center, Enjoy breathtaking views of the Alaska Range, Hike in the Denali area with a naturalist guide

Dossier Disclaimer

The information in this trip details document has been compiled with care and is provided in good faith. However it is subject to change, and does not form part of the contract between the client and the operator. The itinerary featured is correct at time of printing. It may differ slightly to the one in the brochure. Occasionally our itineraries change as we make improvements that stem from past travellers, comments and our own research. Sometimes it can be a small change like adding an extra meal along the itinerary. Sometimes the change may result in us altering the tour for the coming year. Ultimately, our goal is to provide you with the most rewarding experience. Please note that our brochure is usually released in November each year. If you have booked from the previous brochure you may find there have been some changes to the itinerary.

VERY IMPORTANT: Please ensure that you print a final copy of your Trip Details to review a couple of days prior to travel, in case there have been changes that affect your plans.

Itinerary Disclaimer

While it is our intention to adhere to the route described below, there is a certain amount of flexibility built into the itinerary and on occasion it may be necessary, or desirable to make alterations. The itinerary is brief, as we never know exactly where our journey will take us. Due to our style of travel and the regions we visit, travel can be unpredictable. The Trip Details document is a general guide to the tour and region and any mention of specific destinations or wildlife is by no means a guarantee that they will be visited or encountered. Aboard expedition trips visits to research stations depend on final permission.

Additionally, any travel times listed are approximations only and subject to vary due to local circumstances.

Important Notes

1. TRAVEL DAYS

In order to cover the vast distance in North America to be able to visit several different places along our trip, we will have a couple of long driving days.

2. WALKS AND HIKES - OPTIONAL

All walks and hikes proposed by our CEO will be easy to moderate level. You may choose to participate or not, but exploring our national parks on foot is part of our way of travelling. It's a healthy way to discover North America's beauty and landscape.

3. LEGAL DRINKING AGE

Please note that the legal drinking age in the United States is 21 and in Canada, 19 (with Alberta and Quebec at 18). Many bars and clubs will ask for ID at the door, therefore listening to live music in certain bars or spending a night out in Las Vegas or New Orleans is not possible when you are under the legal age, even if you don't plan on consuming alcohol. Drinking laws in both countries are strictly enforced and our CEOs are unable to help those under age obtain alcohol of any kind.

While this should not stop those under legal drinking age from booking a tour, it is important to note that if a traveller is under-age there are certain optional nighttime activities that they may not legally be able to participate in. When trying to book the right trip, we recommend that travellers under legal drinking age take this into consideration when booking a tour that visits several big cities.

Group Leader Description

This Travel There Co group trip is accompanied by one of our group leaders, otherwise known as a Chief Experience Officer (CEO). The CEO will be the group manager, leader and driver - this person is experienced in the routes travelled and will organize and lead the meal preparations and has experience in cooking a variety of local and international dishes for large groups.

As the group coordinator and manager, the aim of the CEO is to take the hassle out of your travels and to help you have the best trip possible. While not being guides in the traditional sense, you can expect them to have a broad general knowledge of the countries visited on the trip, including historical, cultural, religious and social aspects. They will also offer suggestions for things to do and to see, recommend great local eating venues and introduce you to our local friends.

We also use local guides where we think more specific knowledge will add to the enjoyment of the places we are visiting - we think it's the best of both worlds.

Group Size Notes

Max 12, avg 10.

Meals Included

9 breakfasts, 2 lunches, 1 dinner

Meals

Some meals on this tour are included in the tour price. When a meal is not included, this is because there are often many options available and we believe you should have the opportunity to explore a bit and taste the local cuisine yourself. In these cases, your CEO will be able to suggest some good local restaurants or options for you to choose from.

Transport

Private vehicle, boat, hiking, walking, national park shuttle.

About our Transportation

For this trip we use 15-passenger vans for up to 12 people plus the CEO/Driver. For groups of 8 and more travellers, we also use a trailer to carry luggage. These durable vehicles allow us to drive on most types of roads in North America.

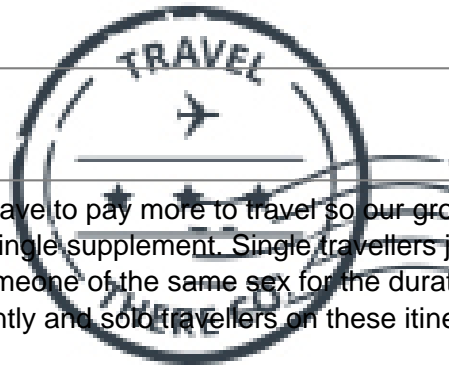
Each van has a front passenger seat and 4 benches that will accommodate 3 people each with mandatory seat belts to keep us secure and safe. No standing is permitted in these vehicles.

This is not a physically demanding journey, but with limited space in the van, long drive days can be difficult. Please take note of the travel times and distances in the above itinerary. There is air conditioning to cool things down on warm days to keep everyone more comfortable. Despite some of the long days, most travellers feel that the diversity of the North American landscape, culture, and wildlife are all well worth the experience!

Local Flights

Solo Travellers

We believe solo travellers should not have to pay more to travel so our group trips are designed for shared accommodation and do not involve a single supplement. Single travellers joining group trips are paired in twin or multi-share accommodation with someone of the same sex for the duration of the trip. Some of our Independent trips are designed differently and solo travellers on these itineraries must pay the single trip price.



Accommodation

Hotels (6 nts), cabins (3 nts).

About Accommodation

This trip uses comfortable 3 star hotels/lodges, well located in cities or near park entrances. Our chosen hotels vary in size, character, and amenities, but are of a very good standard, and the rooms are double occupancy with a private bathroom.

Please note hotels in Alaska may be a bit more rustic or dated than hotels at the same accommodation level in the rest the states.

Joining Hotel

For details of your joining hotel please refer to your tour voucher, G Account, the Travel There Co App or contact your travel agent.

Joining Instructions

Upon arrival on Ted Stevens Anchorage International Airport, which is located 6 miles (10km) from downtown Anchorage, you have a couple of options for transportation: public taxi and a complimentary shuttle service provided by your Joining Hotel in downtown Anchorage. Both are located right outside the main lobby or at the

domestic terminal the taxi waiting area can be reached by the underground transportation or lobby or the sidewalk outside.

Taxi

The drive will take about 15-20 min depending on traffic and the fare to your hotel is approximately \$23 (excluding tip).

Complimentary shuttle service

No matter what time you arrive the shuttle is there for you 24 hours 7 days a week. Once you have your luggage proceed to the Ramada courtesy phone located in the baggage claim area. Call the hotel to arrange your pick up from the airport. Apart from tipping the driver at the end you don't have to pay a dime.

Please note that Day 1 is an arrival day and no activities have been planned for that day other than your welcome meeting in the evening, so you can arrive at any time. Similarly the last day is a departure day during which no activities have been planned.

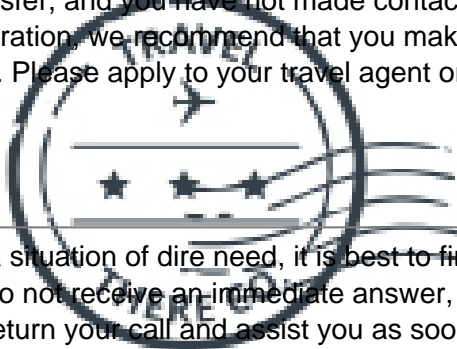
Your CEO will organize a short meeting soon after arrival, during which you will meet other tour participants and receive information about general and specific aspects of the trip. A welcome note will be left for you in the hotel so you have all the necessary information regarding the meeting time. If you arrive late, s/he will leave you a message detailing what time and where you should meet the next morning.

Arrival Complications

We don't expect any problems, and nor should you, but if for any reason you are unable to commence your trip as scheduled, please refer to the emergency contact details provided in this dossier and contact us as soon as possible. If you have a pre-booked transfer, and you have not made contact with our representative within 30 minutes of clearing customs and immigration, we recommend that you make your own way to the Starting Point hotel, following the Joining Instructions. Please apply to your travel agent on your return for a refund of the transfer cost if this occurs.

Emergency Contact

Should you need to contact us during a situation of dire need, it is best to first call the Travel There Co Local Representative. If for any reason you do not receive an immediate answer, please leave a detailed message and contact information, so they may return your call and assist you as soon as possible.



EMERGENCY CONTACT NUMBERS

Travel There Co Local Representative (Las Vegas)

From outside the USA: 1-412-423-8143

From within the USA: 412-423-8143

If you are unable for any reason to contact our local representative, please call the numbers listed below, which will connect you directly with our 24 hour Sales team, who will happily assist you.

Toll-free, North America only: 1 888 800 4100

Calls from UK: 0344 272 0000

Calls from Germany: 0800 365 1000

Calls from Australia: 1 300 796 618

Calls from New Zealand: 0800 333 307

Outside North America, Australia, New Zealand, Germany and the UK: +1 416 260 0999

What to Take

You will be on the move a lot, so our advice is to pack as lightly as possible.

We recommend using a backpack for your convenience, or a medium-sized suitcase if you prefer. Heavy luggage is not recommended for the health of the CEO, who will take a lead in loading the storage trailer. Due to space in the trailer, we will not be able to accommodate more than one piece of main luggage per person. A good size day-pack (20-35L) is also essential to carry your personal gear for the day, as access to luggage between destinations will be limited. This daypack will be used to carry your personal gear for the day, your lunch and a water bottle.

It is important to pack clothes for warm days and cool evenings, as well as a light jacket.

For days in the outdoors, layering is key. We recommend the use of lightweight, breathable, moisture-wicking fabrics made of wool or synthetic fibers. Cotton is not recommended for days to spend hiking as it does not allow for heat or moisture to enter or escape, and it will not dry easily once wet.

NOTE: Mountains in the Canadian Rockies and Alaska could have unpredictable weather with snow and heavy rain even in Summer time. Spring time could be snowy (until end of June) and fall season could start as soon as mid-August. Make sure you have equipment and clothing for all conditions!


Checklist

Cold Weather:

- Long-sleeved shirts or sweater
- Scarf
- Warm gloves
- Warm hat
- Warm layers

Documents:

- Flight info (required) (Printouts of e-tickets may be required at the border)
- Insurance info (required) (With photocopies)
- Passport (required) (With photocopies)
- Required visas or vaccination certificates (required) (With photocopies)
- Vouchers and pre-departure information (required)



Essentials:

- Binoculars (optional)
- Camera (With extra memory cards and batteries)
- Cash, credit and debit cards
- Day pack (Used for daily excursions or short overnights)
- Ear plugs
- First-aid kit (should contain lip balm with sunscreen, sunscreen, whistle, Aspirin, Ibuprofen, bandaids/plasters, tape, anti-histamines, antibacterial gel/wipes, antiseptic cream, Imodium or similar tablets for mild cases of diarrhea, rehydration powder, water purification tablets or drops, insect repellent, sewing kit, extra prescription drugs you may be taking)
- Flashlight/torch (Headlamps are ideal)
- Fleece top/sweater
- Footwear
- Hat
- Locks for bags
- Long pants/jeans
- Moneybelt
- Outlet adapter
- Personal entertainment (Reading and writing materials, cards, music player, etc.)
- Reusable water bottle
- Shirts/t-shirts
- Sleepwear
- Small travel towel
- Sunglasses

- Toiletries (Preferably biodegradable)
- Watch and alarm clock
- Waterproof backpack cover
- Windproof rain jacket

Health & Safety:

- Face masks (required)
- Hand sanitizer (required)
- Pen (Please bring your own pen for filling out documents.)
- Rubber gloves

Warm Weather:

- Sandals/flip-flops
- Shorts/skirts (Longer shorts/skirts are recommended)
- Sun hat/bandana
- Swimwear

Laundry

Your CEO will advise you along the trip where you will be able to do your laundry.

Visas and Entry Requirements

All countries require a valid passport (with a minimum 6 months validity). Contact your local embassy, or consulate for the most up-to-date visa requirements, or see your travel agent. It is your own responsibility to have the correct travel documentation. Visa requirements for your trip will vary depending on where you are from and where you are going. We keep the following information up to date as far as possible, but rules do change and sometimes without warning. While we provide the following information in good faith, it is vital that you check yourself and understand that you are fully responsible for your own visa requirements.

Spending Money

Every traveller is different and therefore spending money requirements will vary. Some travellers may drink more than others while other travellers like to purchase more souvenirs than most. Please consider your own spending habits when it comes to allowing for drinks, shopping and tipping. Please also remember the following specific recommendations when planning your trip.

Money Exchange

The United States currency is the US Dollar (USD).

Credit cards are accepted almost everywhere in the US and can be used to purchase small and large items. When purchasing products or services with a foreign credit card in the USA, you may be charged additional fees by your credit card company for foreign purchases.

Credit cards and debit cards are very useful for cash advances but you must remember to bring your PIN number (be aware that many ATM machines only accept 4-digit PINs). Both Cirrus and Plus system cards are the most widely accepted debit cards. Both Visa and Master Cards are the most widely accepted credit cards. While ATMs are commonly available, there are no guarantees that your credit or debit cards will actually work check with your bank before you travel. A visit to an ATM can be arranged on Day 1 and other days of the trip.

Do not rely on credit or debit cards as your only source of money. A combination of US Dollars as cash (preferably smaller bills, 5's, 10's and 20's), traveller's cheques and credit cards is best. Currency exchange is best obtained prior to travel or at the airport, currency exchange is very difficult to find in the USA and most banks do not accommodate.

Always take more rather than less, as you don't want to spoil the trip by constantly feeling short of funds.

As currency exchange rates can fluctuate often we ask that you refer to the following website for daily exchange rates: www.xe.com

Emergency Fund

Please also make sure you have access to at least an additional USD \$200 (or equivalent) as an 'emergency' fund, to be used when circumstances outside our control (ex. a natural disaster) require a change to our planned route. This is a rare occurrence!

Departure Tax

Tipping

It is customary in North America to tip service providers such as waiters, bartenders and taxi drivers, at approximately 18-20%, depending on the service. Tipping is an expected - though not compulsory - component of your tour program and an expression of satisfaction with the persons who have assisted you on your tour. Although it may not be customary to you, it is of considerable significance to the people who will take care of you during your travels. There are times during the trip where there is opportunity to tip any local guides used. Recommendations for tipping local guides would range from \$2-8 USD per activity depending on the quality and length of the service; ask your CEO for specific recommendations based on the circumstances and culture.

Also at the end of each trip if you felt your Travel There Co Chief Experience Officer did an outstanding job, tipping is appreciated. The amount is entirely a personal preference; however as a guideline \$5-10 USD per person, per day can be used as a guide. If your CEO(s) exceeded your expectations, feel free to tip more.

Optional Activities

Homer
- Hiking (Free)

Kachemak Bay
- Halibut Fishing (200-300USD per person)
- Kachemak Bay Exploration (75-85USD per person)

Exit Glacier
- Hike to Exit Glacier and Harding Icefield (10USD per person)

Resurrection Bay
- Kayaking (73-200USD per person)

Seward
- Coastal Trail Hike (Free)

Denali National Park and Preserve
- Denali Visitor Center & Dog Sled Demonstration
- Denali Hiking
- Denali Scenic Flight (220-420USD per person)



Health

Safety and Security

Many national governments provide a regularly updated advice service on safety issues involved with international travel. We recommend that you check your government's advice for their latest travel information

before departure. We strongly recommend the use of a neck wallet or money belt while travelling, for the safe keeping of your passport, air tickets, travellers' cheques, cash and other valuable items. Leave your valuable jewelery at home - you won't need it while travelling. Many of the hotels we use have safety deposit boxes, which is the most secure way of storing your valuables. A lock is recommended for securing your luggage. When travelling on a group trip, please note that your group leader has the authority to amend or cancel any part of the trip itinerary if it deemed necessary, due to safety concerns. Your Chief Experience Officer (CEO) will accompany you on all included activities. During your trip you will have some free time to pursue your own interests, relax and take it easy and explore at your leisure. While your CEO will assist you with options available in a given location, please note that any optional activities you undertake are not part of your itinerary, and we offer no representations about the safety of the activity or the standard of the operators running them. Please use your own good judgement when selecting an activity in your free time. Although the cities visited on tour are generally safe during the day, there can be risks to wandering throughout any major city at night. It is our recommendation to stay in small groups and to take taxis to and from restaurants, or during night time excursions.

Water based activities have an element of danger and excitement built into them. We recommend only participating in water based activities when accompanied by a guide(s). We make every reasonable effort to ensure the fun and adventurous element of any water based activities (in countries with varying degrees of operating standards), have a balanced approach to safety. It is our policy not to allow our CEOs to make arrangements on your behalf for water based activities that are not accompanied by guide(s).

Swimming, including snorkeling, is always at your own risk. [Read more about travel safety](/travel-resources/safety/) for ways to further enhance your personal safety while traveling.

Trip Specific Safety

Medical Form

A Couple of Rules

Illegal drugs will not be tolerated on any trips. Possessing or using drugs not only contravenes the laws of the land but also puts the rest of the group at risk. Smoking marijuana and opium is a part of local culture in some parts of the world but is not acceptable for our travellers. Our philosophy of travel is one of respect towards everyone we encounter and in particular the local people who make the world the special place it is. The exploitation of people in the sex trade is completely contrary to this philosophy. Our CEOs have the right to expel any member of the group if drugs are found in their possession or if they utilize the services of paid sex workers, in any capacity.

A Word of Warning

Travel Insurance

Travel insurance is compulsory in order to participate on any of our trips. When travelling on a group trip, you will not be permitted to join the group until evidence of travel insurance has been sighted by your leader, who will take note of your insurance details. When selecting a travel insurance policy we require that at a minimum you are covered for medical expenses including emergency evacuation and repatriation. A minimum coverage of USD200,000 is required. Travel There Co can provide you with the appropriate coverage. We strongly recommend that the policy also covers personal liability, cancellation, curtailment and loss of luggage and personal effects. Some tours include adventure activities that require extra coverage (e.g. crampon use); please review your itinerary and make sure that you are covered for all included activities. If you have credit card insurance we require proof of purchase of the trip (a receipt of credit card statement) with a credit card in your name. Contact your bank for details of their participating insurer, the level of coverage and emergency contact telephone number.



Local Dress

Feedback

After your travels, we want to hear from you! Your feedback information is so important to us that we'll give you 5% off the price of your next Travel There Co trip if your feedback is completed on-line within 30 days of finishing your trip. Your tour evaluation will be e-mailed to you 24 hours after the conclusion of your trip. If you do not receive the tour evaluation link in the days after your tour has finished, please drop us a line at customerservice@gadventures.com and we will send it on to you.

Minimum Age

You must be 18 to travel unaccompanied on a Travel There Co tour. For minors travelling with a guardian over 21 years old, the minimum age is 12.

International Flights

Check-in times and baggage allowances/restrictions vary by airline and can change at any time. For the most up-to-date information for your flight, please contact your airline. We recommend checking in online in advance to avoid potential delays at the airport.

Last updated: Sat 18 Jan '25

