



TRAVEL THERE CO

6455 N Union Blvd Suite 100 TT
Colorado Springs,
CO 80918
Phone: +1 888-688-8954
E-mail: info@travelthereco.com
Web: www.travelthereco.com

Galápagos Island Hopping with Quito

Days: Quito to Quito

What's Included

Your G for Good Moment: Floreana Community Restaurants, Floreana Island
Your G for Good Moment: Floreana Community Guesthouse, Floreana Island. Charles Darwin Research Centre visit (Santa Cruz Island). Visit to Las Grietas. Snorkelling at Loberia (Floreana Island). Flamingo Lagoon visit (Isabela Island). Sierra Negra volcano hike. Giant Tortoise Breeding Centre visit. Tortuga Bay hike (Santa Cruz Island). Isabela Municipal Tax. Internal flights. All transport between destinations and to/from included activities.

Itinerary

Highlights

Hike up Sierra Negra volcano, observe flamingos at an isolated lagoon, Marvel at the unique wildlife of the Galápagos, Stay at a Travel There Co-supported community guesthouse in Floreana.

Dossier Disclaimer

Itinerary Disclaimer

While it is our intention to adhere to the route described below, there is a certain amount of flexibility built into the itinerary and on occasion it may be necessary, or desirable to make alterations. The itinerary is brief, as we never know exactly where our journey will take us. Due to our style of travel and the regions we visit, travel can be unpredictable. The Trip Details document is a general guide to the tour and region and any mention of specific destinations or wildlife is by no means a guarantee that they will be visited or encountered. Aboard expedition trips visits to research stations depend on final permission.

Additionally, any travel times listed are approximations only and subject to vary due to local circumstances.

Important Notes

ITINERARY

The itinerary is subject to further changes dependent upon new regulations made by the Galápagos National Park or seasonal points of interest.

PERSONAL DETAILS

Travel There Co requires your passport number, full name and date of birth at the time of booking. Please make sure you give this information to your travel agent.



CONFIRM DETAILS WITH US

Once you have confirmed your booking please give us your international flight details and advise us if you have any important issues such as allergies, special diets, etc.

GALÁPAGOS ISLAND PARK ENTRY FEE

The Ecuadorian government currently levies a Galápagos Islands Park entry fee of \$100 USD per person. This is payable at the airport upon arrival in the park. It is not included in the cost of the tour, and must be paid in CASH. This fee funds Park maintenance and supervision in Galápagos, as well as ecological study, conservation and infrastructure development in Ecuador's other National Parks. Entry fees and the funds they generate for the National Park System are among measures taken by the Ecuadorian government to protect its natural heritage.

TRANSIT CONTROL CARDS


The Consejo de Gobierno (local government council) have implemented a system of Transit Control Cards at a fee of \$20 USD per person. This card is to be purchased in CASH at a counter in the Quito airport before boarding the flight to the Galapagos. Please retain this card along with your passport as you will be required to present this upon arrival to the Galapagos Islands. Please note that this applies to all tourists entering the Galapagos Islands and is a supplement to the existing entry fee to the National Park and is not controlled by tour operators or travel agencies. It is the first of a number of initiatives to track, control and maintain the sustainable tourism targets set out by the Galapagos National Park and the Ecuadorian government in an attempt to preserve the fragile environment of the archipelago.

INTERNATIONAL TICKET NUMBERS

All travellers are required to pay the tax on domestic flights in Ecuador. Foreign travellers are exempt from this, and proving you are indeed a foreign traveller can be done by providing us with your international ticket number (ITN). Travellers who do not submit international ticket numbers at least 30 days prior to Day 1 of their tour will be required to pay the domestic tax on all included flights.

COMBO TRIP

Please note that this tour combines with other Travel There Co tours. As such, the staff and some travel companions on your tour may have previously been traveling together with Travel There Co, prior to Day 1 of your tour. Likewise, some staff and travel companions may be continuing together on another Travel There Co tour, after your trip concludes.



Group Leader Description

All Travel There Co group trips are accompanied by one of our group leaders, a Travel There Co representative, or an expedition team. The aim of the group leader is to take the hassle out of your travels and to help you have the best trip possible. They will provide information on the places you are travelling through, offer suggestions for things to do and see, recommend great local eating venues and introduce you to our local friends. While not being guides in the traditional sense you can expect them to have a broad general knowledge of the countries visited on the trip, including historical, cultural, religious and social aspects. We also use local guides where we think more specific knowledge will add to the enjoyment of the places we are visiting- we think it's the best of both worlds. For the Galápagos, our CEOs are naturalists certified by the Galapagos National Park.

Group Size Notes

Max 16, avg 12

Meals Included

8 breakfasts, 1 lunch, 2 dinners

Meals

Eating is a big part of traveling. Travelling with Travel There Co you experience the vast array of wonderful food that is available out in the world. Generally meals are not included in the trip price when there is a choice of

eating options, to give you the maximum flexibility in deciding where, what and with whom to eat. It also gives you more budgeting flexibility, though generally food is cheap. Our groups tend to eat together to enable you to taste a larger variety of dishes and enjoy each other's company. There is no obligation to do this though. Your leader will be able to suggest favourite restaurants during your trip. For all trips please refer to the meals included and budget information for included meals and meal budgets.

Transport

Plane, speed boat, van, pickup truck, local bus, panga

About our Transportation

Speed boat

Please note that speed boats are used to transfer between Islands. This is a fun way to travel but those who do experience motion sickness may want to ensure they bring any medications or use preventative measures against an upset stomach.

Local Flights

All internal flights (Quito to Baltra return) are included.

BAGGAGE ALLOWANCE FOR DOMESTIC FLIGHTS TO/FROM THE GALAPAGOS:

Maximum one piece of luggage per person weighing a maximum of 23 kilograms (50 pounds), plus one carry-on piece weighing a maximum of 10 kilograms (22 pounds).

Solo Travellers

We believe solo travellers should not have to pay more to travel so our group trips are designed for shared accommodation and do not involve a single supplement. Single travellers joining group trips are paired in twin or multi-share accommodation with someone of the same sex for the duration of the trip. Some of our Independent trips are designed differently and solo travellers on these itineraries must pay the single trip price.

Accommodation

Hotels (6 nts), Travel There Co-supported community guesthouse (2 nts).

About Accommodation

Please note that hot water shortages and power outages can be fairly common in Galapagos. We appreciate your patience and understanding that these occurrences are outside of our control.

Floreana Island

Please note that due to its remote location, we do stay at a simple lodge on Floreana Island and services and amenities may be a bit more simple than in other hotels on this trip. The experience of staying in a more remote and less-visited spot, more than makes up for a few less frills.

Joining Hotel

For details of your joining hotel please refer to your tour voucher, G Account, the Travel There Co App or contact your travel agent.

Joining Instructions

The Quito International Airport is approximately one hour outside of the city centre where your joining hotel is located. There are a number of routes the driver may take depending on time of day and traffic, however, the route often seems long and indirect. The easiest and cheapest way to get there is by organizing a taxi at the desk within the airport (approximately \$30 USD). Private transfers generally cost more as the cars will need to drive from Quito, to the airport, and return. Immediately after the customs and immigration area, as you head to

the exits, you will find a taxi stand. We strongly recommend you pay for the car at set rates from the taxi stand and therefore won't need to worry about sorting out a ride outside the airport facilities, where the situation tends to get more chaotic with many drivers vying for few clients. The taxis outside the airport area do not belong to the Taxi Airport Union and may charge higher fares.

There is also a shuttle available with the bus company Aeroservicios. Aeroservicios charges 8 USD to board a bus which will take you from the new airport to the old airport. The buses are new, comfortable, and often include wifi. From the old airport, a taxi to get to your hotel would generally cost \$5 USD depending on the distance and location.

If you have paid in advance for an arrival transfer, a Travel There Co representative will be at the airport to meet you. If for any reason you are not met at the airport, please call our local support line. If you are unable to make contact for whatever reason, please make your way to the joining point hotel via taxi.

Please note that Day 1 is an arrival day and no activities have been planned for that day other than your welcome meeting in the evening, so you can arrive at any time. Similarly the last day is a departure day during which no activities have been planned.

A Travel There Co Representative will organize a short meeting soon after arrival, during which you will meet other tour participants and receive information about general and specific aspects of the trip. A welcome note will be left for you in the hotel so you have all the necessary information regarding the meeting time. If you arrive late, s/he will leave you a message detailing what time and where you should meet the next morning.

Excess luggage can be stored free of charge at the joining hotel during your tour if desired.

Arrival Complications

We don't expect any problems, and nor should you, but if for any reason you are unable to commence your trip as scheduled, please refer to the emergency contact details provided in this dossier and contact us as soon as possible. If you have a pre-booked transfer, and you have not made contact with our representative within 30 minutes of clearing customs and immigration, we recommend that you make your own way to the Starting Point hotel, following the Joining Instructions. Please apply to your travel agent on your return for a refund of the transfer cost if this occurs.



Emergency Contact

Should you need to contact us during a situation of dire need, it is best to first call either the Travel There Co Representative (if one is listed below) or our Travel There Co Local Office. If for any reason you do not receive an immediate answer, please leave a detailed message and contact information, so they may return your call and assist you as soon as possible.

AIRPORT TRANSFER

If you have purchased an arrival through Travel There Co or if an arrival transfer is included in the cost of your tour, please note that:

Your arrival transfer has been arranged based on flight information provided to us. If you are advised of a flight schedule change within 48 hours of your scheduled arrival time, we will do our best to rearrange your arrival transfer however we cannot guarantee this. If your arrival transfer does not arrive within 30 minutes after you have exited the arrivals area please take a taxi to your start point hotel.

EMERGENCY CONTACT NUMBERS

Travel There Co Office Quito, Ecuador

During office hours (Weekdays 9am-6pm Local Time)

From outside Ecuador: +593 2250 6610

From within Ecuador: 022 506 610

After hours Emergency number

From outside Ecuador: +593 999 506 000

From within Ecuador: 0999 506 000

If you are unable for any reason to contact our local office, please call the numbers listed below, which will connect you directly with our 24 hour Sales team, who will happily assist you.

Toll-free, North America only: 1 888 800 4100

Calls from UK: 0344 272 0000

Calls from Germany: 0800 365 1000

Calls from Australia: 1 300 796 618

Calls from New Zealand: 0800 333 307

Outside North America, Australia, New Zealand, Germany and the UK: +1 416 260 0999

What to Take

We recommend the use of a duffel bag, soft bag on wheels or backpack (whichever you find easiest to carry). A good size daypack is also essential.

Please note that Galápagos is a protected national park so your luggage will be checked before arrival and departure to and from the islands. Don't bring any food, seeds or other organic material that could affect the delicate ecosystem of the islands.


Checklist

Documents:

- Flight info (required) (Printouts of e-tickets may be required at the border)
- Insurance info (required) (With photocopies)
- Passport (required) (With photocopies)
- Required visas or vaccination certificates (required) (With photocopies)
- Vouchers and pre-departure information (required)

Essentials:

- Binoculars (optional)
- Camera (With extra memory cards and batteries)
- Cash, credit and debit cards
- Day pack (Used for daily excursions or short overnights)
- Ear plugs
- First-aid kit (should contain lip balm with sunscreen, sunscreen, whistle, Aspirin, Ibuprofen, bandaids/plasters, tape, anti-histamines, antibacterial gel/wipes, antiseptic cream, Imodium or similar tablets for mild cases of diarrhea, rehydration powder, water purification tablets or drops, insect repellent, sewing kit, extra prescription drugs you may be taking)
- Flashlight/torch (Headlamps are ideal)
- Fleece top/sweater
- Footwear
- Hat
- Locks for bags
- Long pants/jeans
- Moneybelt
- Outlet adapter
- Personal entertainment (Reading and writing materials, cards, music player, etc.)
- Reusable water bottle
- Shirts/t-shirts
- Sleepwear
- Small travel towel
- Sunglasses
- Toiletries (Preferably biodegradable)
- Watch and alarm clock
- Waterproof backpack cover
- Windproof rain jacket



Health & Safety:

- Face masks (required)
- Hand sanitizer (required)
- Pen (Please bring your own pen for filling out documents.)
- Rubber gloves

Marine:

- Drybag (Will help keep cameras and essentials dry)
- External battery pack
- Motion sickness tablets
- Sarong
- Snorkel gear (optional) (Only if own equipment is preferred.)

Warm Weather:

- Sandals/flip-flops
- Shorts/skirts (Longer shorts/skirts are recommended)
- Sun hat/bandana
- Swimwear

Laundry

Laundry facilities are offered by some of our hotels for a charge. There will be times when you may want to or have to do your own laundry so we suggest you bring non-polluting/biodegradable soap.

Visas and Entry Requirements

All countries require a valid passport (with a minimum 6 months validity). Contact your local embassy, or consulate for the most up-to-date visa requirements, or see your travel agent.

As of Aug. 2019, the following nationalities will require a Visa to enter Ecuador: Angola, Cameroon, Gambia, Ghana, Guinea, India, Iraq, Libya, Democratic Republic of Congo, Syria, Sri Lanka, Afghanistan, Bangladesh, Cuba, Eritrea, Ethiopia, Kenya, Nepal, Nigeria, North Korea, Pakistan, Senegal and Somalia



Venezuelan nationals entering Ecuador must have a humanitarian visa.

Spending Money

Every traveller is different and therefore spending money requirements will vary. Some travellers may drink more than others while other travellers like to purchase more souvenirs than most. Please consider your own spending habits when it comes to allowing for drinks, shopping and tipping. Please also remember the following specific recommendations when planning your trip.

Money Exchange

Credit cards and debit cards are very useful for cash advances. Visa cards are the most widely accepted cards. While ATMs are widely available some may not accept all international credit or debit cards. You may need to try at more than one machine if the first does not accept your card. You should also check with your bank before leaving to ensure that your card works internationally. You should be aware that to purchase products or services on a credit card a fee of 5%-10% usually applies. Do not rely on credit or debit cards as your only source of money. A combination of US dollar cash and cards is best. Always take more rather than less, as you don't want to spoil the trip by constantly feeling short of funds. Please bring USD banknotes in denominations smaller than 100, as they can be hard to exchange in Ecuador. 100 dollar bills of certain series (e.g. CB B2) can be especially hard to cash! CURRENCY EXCHANGE TIP: Please be advised that slightly torn notes, notes that have been heavily marked or are faded may be difficult to exchange. It is best to bring notes in fairly good condition, in denominations lower than 100USD (or equivalent). As currency exchange rates can fluctuate often we ask that you refer to the following website for daily exchange rates: www.xe.com

Emergency Fund

Please also make sure you have access to at least an additional USD \$200 (or equivalent) as an 'emergency' fund, to be used when circumstances outside our control (ex. a natural disaster) require a change to our planned route. This is a rare occurrence!

Departure Tax

Tipping

It is customary in Latin America to tip service providers such as waiters, at approximately 10%, depending on the service. Tipping is an expected - though not compulsory - component of your tour program and an expression of satisfaction with the persons who have assisted you on your tour. Although it may not be customary to you, it is of considerable significance to the people who will take care of you during your travels. There are several times during the trip where there is opportunity to tip the local guides or drivers we use. Recommendations for tipping drivers and local guides would range from \$5-10 USD per day depending on the quality and length of the service.

Optional Activities

Cotopaxi

- Cotopaxi Volcano - Full Day Trip (70-100USD per person)

Quito

- Teleférico (8USD per person)
- Quito City Tour and Equator (50-60USD per person)

Isabela Island

- Swimming
- Islote Tintoreras Snorkelling (45-50USD per person)
- Los Tuneles Snorkelling (140-150USD per person)

Isabela Island

- Surfing Lesson (45-55USD per person)

Santa Cruz Island

- Tortuga Bay Kayaking (15USD per person)



Health

Please note inoculations may be required for the country visited. It is your responsibility to consult with your travel doctor for up to date medical travel information well before departure.

You should consult your doctor for up-to-date medical travel information well before departure. We recommend that you carry a First Aid kit and hand sanitizers / antibacterial wipes as well as any personal medical requirements. Please be aware that quite often we are in remote areas and away from medical facilities, and for legal reasons our leaders are prohibited from administering any type of drug including headache tablets, antibiotics, etc. When selecting your trip please carefully read the brochure and itinerary and assess your ability to cope with our style of travel. Please refer to the Physical and Culture Shock ratings for trip specific information. Travel There Co reserves the right to exclude any traveller from all or part of a trip without refund if in the reasonable opinion of our CEO they are unable to complete the itinerary without undue risk to themselves and/or the rest of the group.

Please note your adventure travels to high altitude, in Quito. This is medically defined as anything over 8,000 feet (2,440 meters). Most people can travel to 8,000 feet with minimal effects. However, everyone reacts to altitude differently and altitude sickness can on set with some people irrespective of fitness and age. For details


on how to best prepare and what to do in the unlikely event you are effected on your adventure, please consult your physician.

Safety and Security

Many national governments provide a regularly updated advice service on safety issues involved with international travel. We recommend that you check your government's advice for their latest travel information before departure. We strongly recommend the use of a neck wallet or money belt while travelling, for the safe keeping of your passport, air tickets, travellers' cheques, cash and other valuable items. Leave your valuable jewelery at home - you won't need it while travelling. Many of the hotels we use have safety deposit boxes, which is the most secure way of storing your valuables. A lock is recommended for securing your luggage. When travelling on a group trip, please note that your group leader has the authority to amend or cancel any part of the trip itinerary if it deemed necessary, due to safety concerns. Your Chief Experience Officer (CEO) will accompany you on all included activities. During your trip you will have some free time to pursue your own interests, relax and take it easy and explore at your leisure. While your CEO will assist you with options available in a given location, please note that any optional activities you undertake are not part of your itinerary, and we offer no representations about the safety of the activity or the standard of the operators running them. Please use your own good judgement when selecting an activity in your free time. Although the cities visited on tour are generally safe during the day, there can be risks to wandering throughout any major city at night. It is our recommendation to stay in small groups and to take taxis to and from restaurants, or during night time excursions.

Water based activities have an element of danger and excitement built into them. We recommend only participating in water based activities when accompanied by a guide(s). We make every reasonable effort to ensure the fun and adventurous element of any water based activities (in countries with varying degrees of operating standards), have a balanced approach to safety. It is our policy not to allow our CEOs to make arrangements on your behalf for water based activities that are not accompanied by guide(s).

Swimming, including snorkeling, is always at your own risk. [Read more](/travel-resources/safety/) about travel safety for ways to further enhance your personal safety while traveling.



Trip Specific Safety

Medical Form

A Couple of Rules

Illegal drugs will not be tolerated on any trips. Possessing or using drugs not only contravenes the laws of the land but also puts the rest of the group at risk. Smoking marijuana and opium is a part of local culture in some parts of the world but is not acceptable for our travellers. Our philosophy of travel is one of respect towards everyone we encounter and in particular the local people who make the world the special place it is. The exploitation of people in the sex trade is completely contrary to this philosophy. Our CEOs have the right to expel any member of the group if drugs are found in their possession or if they utilize the services of paid sex workers, in any capacity.

A Word of Warning

Travel Insurance

Travel insurance is compulsory in order to participate on any of our trips. When travelling on a group trip, you will not be permitted to join the group until evidence of travel insurance has been sighted by your leader, who will take note of your insurance details. When selecting a travel insurance policy we require that at a minimum you are covered for medical expenses including emergency evacuation and repatriation. A minimum coverage of USD200,000 is required. Travel There Co can provide you with the appropriate coverage. We strongly

recommend that the policy also covers personal liability, cancellation, curtailment and loss of luggage and personal effects. Some tours include adventure activities that require extra coverage (e.g. crampon use); please review your itinerary and make sure that you are covered for all included activities. If you have credit card insurance we require proof of purchase of the trip (a receipt of credit card statement) with a credit card in your name. Contact your bank for details of their participating insurer, the level of coverage and emergency contact telephone number.

Local Dress

Feedback

After your travels, we want to hear from you! Your feedback information is so important to us that we'll give you 5% off the price of your next Travel There Co trip if your feedback is completed on-line within 30 days of finishing your trip. Your tour evaluation will be e-mailed to you 24 hours after the conclusion of your trip. If you do not receive the tour evaluation link in the days after your tour has finished, please drop us a line at customerservice@gadventures.com and we will send it on to you.

Minimum Age

You must be 18 to travel unaccompanied on a Travel There Co tour. For minors travelling with a guardian over 21 years old, the minimum age is 12.

International Flights

Check-in times and baggage allowances/restrictions vary by airline and can change at any time. For the most up-to-date information for your flight, please contact your airline. We recommend checking in online in advance to avoid potential delays at the airport.



Last updated: Thu 30 Jan '25