



TRAVEL THERE CO

6455 N Union Blvd Suite 100 TT
Colorado Springs,
CO 80918
Phone: +1 888-688-8954
E-mail: info@travelthereco.com
Web: www.travelthereco.com

Indochina Encompassed

Days: Bangkok to Bangkok

What's Included

Your G for Good Moment: Oodles of Noodles Demonstration and Lunch, Hoi An
Your G for Good Moment: Local Khmer Meal, Siem Reap
Your Welcome Moment: Meet Your CEO and Group
Your Local Living Moment: Meal with Local Family, Luang Prabang
Your Discover Moment: Luang Prabang
Your Local Living Moment: Vang Vieng Homestay, Vang Vieng
Your Discover Moment: Hoi An. Bangkok klong trip. Wat Po entrance and guide. Doi Suthep entrance (Chiang Mai). Mekong River slow boat excursion. Pak Ou caves entrance. Traditional Arts & Ethnology Museum guided tour (Luang Prabang). Ock Pop Tok Living Crafts Centre. Kuang Si waterfalls trek (half-day). Water puppets performance (Hanoi). Ho Chi Minh Mausoleum entrance (when open). Halong Bay caves entrance. Halong Bay boat cruise with seafood lunch and dinner. Imperial Citadel and Tomb entrance (Hu?). Cu Chi Tunnels entrance and tour. Mekong Delta day trip. Cyclo tour (Phnom Penh). Tuol Sleng and Choeung Ek (Killing Fields) entrance and guide. Two-day Angkor Wat complex entry and guide including sunrise tour (Siem Reap). Internal flights. All transport between destinations and to/from included activities.

The information in this trip details document has been compiled with care and is provided in good faith. However it is subject to change, and does not form part of the contract between the client and the operator. The itinerary featured is correct at time of printing. It may differ slightly to the one in the brochure. Occasionally our itineraries change as we make improvements that stem from past travellers, comments and our own research. Sometimes it can be a small change like adding an extra meal along the itinerary. Sometimes the change may result in us altering the tour for the coming year. Ultimately, our goal is to provide you with the most rewarding experience. Please note that our brochure is usually released in November each year. If you have booked from the previous brochure you may find there have been some changes to the itinerary.

VERY IMPORTANT: Please ensure that you print a final copy of your Trip Details to review a couple of days prior to travel, in case there have been changes that affect your plans.

Itinerary

Highlights

Float down the mighty Mekong River, explore the bustling streets of Hanoi, sail on a junk through Halong Bay, Village homestay with a host-prepared Laotian meal

Dossier Disclaimer

The information in this trip details document has been compiled with care and is provided in good faith. However it is subject to change, and does not form part of the contract between the client and the operator. The itinerary featured is correct at time of printing. It may differ slightly to the one in the brochure. Occasionally our itineraries change as we make improvements that stem from past travellers, comments and our own research.

Sometimes it can be a small change like adding an extra meal along the itinerary. Sometimes the change may result in us altering the tour for the coming year. Ultimately, our goal is to provide you with the most rewarding experience. Please note that our brochure is usually released in November each year. If you have booked from the previous brochure you may find there have been some changes to the itinerary.

VERY IMPORTANT: Please ensure that you print a final copy of your Trip Details to review a couple of days prior to travel, in case there have been changes that affect your plans.

Itinerary Disclaimer

While it is our intention to adhere to the route described below, there is a certain amount of flexibility built into the itinerary and on occasion it may be necessary, or desirable to make alterations. The itinerary is brief, as we never know exactly where our journey will take us. Due to our style of travel and the regions we visit, travel can be unpredictable. The Trip Details document is a general guide to the tour and region and any mention of specific destinations or wildlife is by no means a guarantee that they will be visited or encountered. Aboard expedition trips visits to research stations depend on final permission.

Additionally, any travel times listed are approximations only and subject to vary due to local circumstances.

Important Notes

1. COMBO TRIP

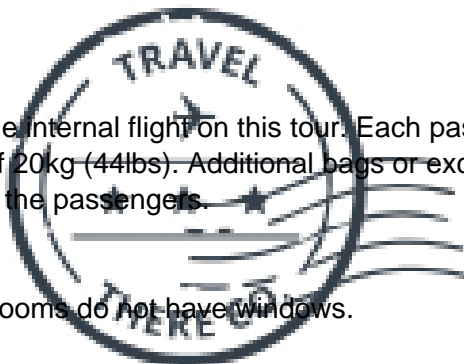
Please note that this trip is a combination of multiple Travel There Co tours. As such, the staff and/or particular vehicles operating your tour may change between tour segments. You may also expect some group members to join or leave the tour, between tour segments. Also note that in some major cities in Vietnam, many hotel rooms do not have windows.

2. WEIGHT RESTRICTION

There may be a weight restriction for the internal flight on this tour. Each passenger is allowed to carry one checked bag with a maximum weight of 20kg (44lbs). Additional bags or excess weight charges may apply. These charges are the responsibility of the passengers.

3. HOTELS

In major cities in Vietnam, some hotel rooms do not have windows.



Group Leader Description

All Travel There Co group trips are accompanied by one of our Chief Experience Officers (CEO). The aim of the CEO is to take the hassle out of your travels and to help you have the best trip possible. They will provide information on the places you are travelling through, offer suggestions for things to do and see, recommend great local eating venues and introduce you to our local friends. While not being guides in the traditional sense you can expect them to have a broad general knowledge of the countries visited on the trip, including historical, cultural, religious and social aspects. We also use local guides where we think more specific knowledge will add to the enjoyment of the places we are visiting- we think it's the best of both worlds.

Group Size Notes

Max 16, Avg 12.

Meals Included

25 breakfasts, 4 lunches, 3 dinners

Meals

Eating is a big part of traveling. Travel There Co understands the importance of breakfast to start your day, we strive to include a basic breakfast wherever possible. A typical breakfast may include toast, coffee and tea, however, they may also be Asian style, consisting of noodles, congee (rice porridge), bread or eggs; this may

vary depending on the city we're visiting. Vegetarians will be able to find a range of different foods, although in some areas the choice maybe limited. Should breakfast not be included, your CEO can suggest some local options.

Travelling with Travel There Co you experience the vast array of wonderful food that is available out in the world. Generally meals are not included in the trip price when there is a choice of eating options, to give you the maximum flexibility in deciding where, what and with whom to eat. It also gives you more budgeting flexibility, though generally food is cheap. Our groups tend to eat together to enable you to taste a larger variety of dishes and enjoy each other's company. There is no obligation to do this though. Your CEO will be able to suggest favourite restaurants during your trip. While trekking in remote regions, food is included, plentiful and made of fresh local ingredients. For all trips, please refer to the meals included and budget information.

For all trips please refer to the meals included and budget information for included meals and meal budgets.

Transport

Train, air-conditioned bus, plane, walking, tuk-tuk, boat.

About our Transportation

THAILAND

As the popularity of train travel in Thailand continues to grow domestically, some of the routes used on this tour do not have sufficient space during local public holidays, including New Year's, Songkran, etc. During these times of the year, alternative transport may be arranged for one or more of the train journeys within Thailand on this tour.

VIETNAM

Train travel in Vietnam is very basic and train cleanliness is often not a priority for train staff. Sleeper trains normally have 4 seats per compartment, which convert into sleeping bunks (two upper and two lower). A sheet, pillow and blanket are provided, although many people prefer to bring their own sleeping sheet. At times, passengers of different genders may be required to share a sleeper train berth and/or share a compartment with people not travelling in your group.

Simple food is available on the train but many people like to stock up on freshly baked bread, cheese and fruit prior to departure. Water should also be bought before the journey.

Train journeys in Vietnam are an experience and allow you to get a real taste of Vietnam.

Local Flights

All local flights are included in the cost of your tour unless otherwise noted. It is important that we have your passport information at the time of booking in order to process these tickets. Internal flight tickets are issued locally and will be given to you prior to the flight departure.

Solo Travellers

We believe single travellers should not have to pay more to travel so our group trips are designed for shared accommodation and do not involve a single supplement. Single travellers joining group trips are paired in twin or multi-share accommodation with someone of the same sex for the duration of the trip. Some of our Independent trips are designed differently and single travellers on these itineraries must pay the single trip price.

Accommodation

Hotels (24 nts), village homestay (1 nt), sleeper train (2 nts), junk boat (1 nt).

About Accommodation

A variety of styles of hotels/guest houses are used on this trip. In many instances they might not be like what you are used to back home as service and efficiency can vary. In some areas we stay in simple local guest houses in stunning locations - rooms are small and simple and there may only be shared toilet facilities and showers.

Joining Hotel

For details of your joining hotel please refer to your tour voucher, G Account, the Travel There Co App or contact your travel agent.

Joining Instructions

When arriving at Suvarnabhumi Airport (pronounced 'su wan na poom') in Bangkok proceed to the Arrivals Hall where you can change money into Thai Baht. (You may be approached by nicely dressed, official looking touts offering an expensive limousine service to your hotel; ignore these offers.)

If you have paid in advance for an arrival transfer, a Travel There Co representative will be at the airport to meet you (go to gate 4). If for any reason you are not met at the airport, please call our local support line. If you are unable to make contact for whatever reason, please make your way to the joining point hotel via taxi.

Please note that Day 1 is an arrival day and no activities have been planned for that day other than your welcome meeting in the evening, so you can arrive at any time.

A Travel There Co Representative will organize a short meeting soon after arrival, during which you will meet other tour participants and receive information about general and specific aspects of the trip. A welcome note will be left for you in the hotel so you have all the necessary information regarding the meeting time. If you arrive late, s/he will leave you a message detailing what time and where you should meet the next morning.

IMPORTANT NOTE (If you have NOT pre-booked an arrival transfer with Travel There Co) :

Directions to Hotel Royal Bangkok AT ChinaTown (OR Yaowarat). Please make sure to check your tour vouchers for correct start accommodation.

"You have two transport options; taxi or the Airport Train & MRT. All transportation is located on the 'ground' floor."

Taxi :

The airport is located 30km's away from downtown Bangkok. Approach the taxi counters, advise them where you are going and they will write this information down for you along with the taxis registration details. Taxis should always use the meter and you are required to pay a 50 Baht airport surcharge on top of the metered fee plus any tollway fees (approx 75 -125 Baht depending on the route taken). Total journey will cost between 350 THB – 500 THB, depending on traffic and toll fees. The expressway is substantially faster, so tell the taxi driver to use the expressway, you can say either ""kuen ton-way"" (from 'tollway') or ""kuen taang duan"" in Thai (but most understand Tollway/expressway in English).

Train :

Directions to Hotel Royal Bangkok AT ChinaTown (OR Yaowarat): If you are staying at the Hotel Royal Bangkok AT ChinaTown (OR Yaowarat), you can take the Airport Train. Board the express airport train at the City Air Terminal at a cost of 150 THB. Here you will ride all the way along to Makkasan Subway station where you will need to disembark and change to the MRT Blue line, boarding at Phetchaburi Station. From Phetchaburi Station travel to Wat Mangkon station and follow the signs for Exit 1. Once out you're on Plaeng Nam Road, walk 3 minutes. The hotel is located on Yaowarat road.

Arrival Complications

We don't expect any problems, and nor should you, but if for any reason you are unable to commence your trip as scheduled, as soon as possible please contact your starting point hotel, requesting that you speak to or leave a message for your CEO (if you are not on a group tour please refer to the emergency contact details

provided in this dossier). If you are unable to get in touch with your leader, please refer to our emergency contact details.

If you have pre-booked an airport transfer please meet your driver at gate number 10 of the airport, in the arrival hall. Look for a driver holding a Travel There Co sign with your name.

If you have still have not made contact with our representative within 30 minutes of clearing customs and immigration, we recommend that you make your own way to the Starting Point hotel, following the Joining Instructions. Please apply to your travel agent on your return for a refund of the transfer cost if this occurs.

Emergency Contact

Should you need to contact us during a situation of dire need, it is best to first call either the Travel There Co Local Representative (if one is listed below) or our Travel There Co Local Office. If for any reason you do not receive an immediate answer, please leave a detailed message and contact information, so they may return your call and assist you as soon as possible.

AIRPORT TRANSFER


If you have purchased an arrival through Travel There Co or if an arrival transfer is included in the cost of your tour, please note that:

Your arrival transfer has been arranged based on flight information provided to us. If you are advised of a flight schedule change within 48 hours of your scheduled arrival time, we will do our best to rearrange your arrival transfer however we cannot guarantee this. If your arrival transfer does not arrive within 30 minutes after you have exited the arrivals area please take a taxi to your start point hotel.

If your call is specifically concerning Bangkok Airport Transfer complications please call our local Travel There Co Transfer provider directly at: +66 86 321 0729 (086 321 0729 from within Thailand) or +66 82 450 2777 (082 450 2777 from within Thailand)

EMERGENCY CONTACT NUMBERS

Travel There Co Office Bangkok, Thailand
During Office hours (Weekdays, 9am-5pm Local Time)
From outside Thailand: +66 2 508 8630
From within Thailand: 02 508 8630



After hours emergency number

From outside Thailand: +66 87 049 6074
From within Thailand: 087 049 6074

If you are unable for any reason to contact our local office, please call the numbers listed below, which will connect you directly with our 24 hour Sales team, who will happily assist you.

Toll-free, North America only: 1 888 800 4100

Calls from UK: 0344 272 0000

Calls from Germany: 0800 365 1000

Calls from Australia: 1 300 796 618

Calls from New Zealand: 0800 333 307

Outside North America, Australia, New Zealand, Germany and the UK: +1 416 260 0999

What to Take

What you need to bring depends on the trip you have chosen and the countries or regions you are planning to visit. We suggest that you pack as lightly as possible as you are expected to carry your own luggage. As a rule we try not to have to walk more than 15-20 minutes with your bags which is why we recommend keeping the weight of your bags between 10-15kg/22-30lb. Suitcases are not recommended for Travel There Co trips! Most travellers carry a backpack or rolling bag of small to medium size (no XXL ones please!) as they need to fit

under the beds when travelling on sleeper trains. You will also need a day pack/bag to carry water, cameras and other electronics like ipods and mobile phones. If your trip involves overnights in homestays, villages or camping then you usually have the opportunity to rent sleeping bags if need be instead of bringing them with you.

Checklist

Conservative Dress:

- Modest clothing that covers knees and shoulders (Long pants, long skirts, shirts that cover shoulders)
- Shawl or scarf (for temple visits)

Documents:

- Flight info (required) (Printouts of e-tickets may be required at the border)
- Insurance info (required) (With photocopies)
- Passport (required) (With photocopies)
- Required visas or vaccination certificates (required) (With photocopies)
- Vouchers and pre-departure information (required)

Essentials:

- Binoculars (optional)
- Camera (With extra memory cards and batteries)
- Cash, credit and debit cards
- Day pack (Used for daily excursions or short overnights)
- Ear plugs
- First-aid kit (should contain lip balm with sunscreen, sunscreen, whistle, Aspirin, Ibuprofen, bandaids/plasters, tape, anti-histamines, antibacterial gel/wipes, antiseptic cream, Imodium or similar tablets for mild cases of diarrhea, rehydration powder, water purification tablets or drops, insect repellent, sewing kit, extra prescription drugs you may be taking)
- Flashlight/torch (Headlamps are ideal)
- Fleece top/sweater
- Footwear
- Hat
- Locks for bags
- Long pants/jeans
- Moneybelt
- Outlet adapter
- Personal entertainment (Reading and writing materials, cards, music player, etc.)
- Reusable water bottle
- Shirts/t-shirts
- Sleepwear
- Small travel towel
- Sunglasses
- Toiletries (Preferably biodegradable)
- Watch and alarm clock
- Waterproof backpack cover
- Windproof rain jacket

Health & Safety:

- Face masks (required)
- Hand sanitizer (required)
- Pen (Please bring your own pen for filling out documents.)
- Rubber gloves

Light Hiking:

- Hiking boots/sturdy walking shoes
- Hiking pants (Convertible/Zip-off and quick dry recommended)

Sleep Sheet and Pillow:

- Sleeping bag liner/sleep sheet



- Travel pillow

Warm Weather:

- Sandals/flip-flops
- Shorts/skirts (Longer shorts/skirts are recommended)
- Sun hat/bandana
- Swimwear

Note: Please pack clothing for the season in which you will be travelling. From Nov-Feb weather can be cold, so please pack warm clothing. From May-Oct it is the wet season, so please bring waterproof clothing.

Laundry

Laundry facilities are offered by some of our hotels for a charge. There will be times when you may want to or have to do your own laundry so we suggest you bring non-polluting/biodegradable soap.

Visas and Entry Requirements

Please note that visas for Thailand, Vietnam, Cambodia and Laos are the responsibility of the individual traveller. The visa requirements for your trip vary depending on where you are from and where you are going. For the most up to date information please check your Governments Foreign Ministry website or with your travel agent as rules do change.

THAILAND - Most nationalities do not need a visa for Thailand for stays of 30 days or less but if you do they are available on arrival at Bangkok Airport. Please ensure you obtain a multiple entry Visa as we do exit and re-enter Thailand on this tour.

Only 15 day tourist visas are issued when entering Thailand overland. If you are staying more than 15 days you should consider getting your visa prior to your trip.

Please note that certain nationalities (including: Bhutan, China, Cyprus, Czech, Estonia, Hungary, India, Kazakhstan, Latvia, Lithuania, Maldives, Oman, Poland, Russia, Saudi Arabia, Slovakia, Slovenia, Taiwan and Ukraine) may not be able to obtain visa at a land border.

CAMBODIA - Visas can be obtained in advance from your local Embassy or on arrival in Bangkok (if your tour begins in Thailand). You will need at least one full working day to arrange this. You can also obtain your visa at the Cambodian border or Siem Reap Airport for approx. \$30 USD very easily. Please have *at least* 2 passport photos with you as well.

*Please have extra USD on hand in case the customs officials charge more at the border crossing.

Cambodia has now also introduced an e-visa that can be applied for in advance. Please contact the Embassy for more details if you would prefer to get your visa in advance (please be sure to check that your nationality is eligible).

Please be aware that you will require two clean pages (minimum) in your passport and at least six months validity.

VIETNAM - If you require a visa for Vietnam, they need to be arranged ahead of time (BEFORE your trip) as the processing time varies and they are not available upon arrival.

As of March 2017, a select 40 nationalities are now eligible to enter Vietnam with an E-Visa. Please contact your Foreign Ministry or Vietnamese consulate to see if your nationality is eligible. Please note that you should ONLY apply for a Vietnam E-Visa if you are entering Vietnam by international airport - either Noi Bai International Airport (Hanoi) or Tan Son Nhat International Airport (Ho Chi Minh City).

If you are entering Vietnam by land border, please apply for a regular visa for Vietnam. Many of the land borders we travel through do not accept the Vietnam E-Visa.

Please note that while MOST countries require a Visa ahead of time for Vietnam, certain countries may be allowed entrance for 15 days with proof of exit. As of July 1st, 2015 this will include citizens of Scandinavian countries, Japan, Russia, the UK, France, Germany, Spain and Italy. However, we STRONGLY recommend checking with your Embassy on the requirements as these change often. Please contact your Foreign Ministry for up to date entry/exit requirements. Your sales agent can assist with departure documentation from Vietnam once we are within 30 days from departure.

LAOS - Visas are issued upon arrival in Laos. You will need two passport size photographs and approx \$50. Tourists are generally admitted to Laos for 15 days with a visa on arrival or for 30 days with a visa issued at a Lao embassy. Please bring lots of visa photos with you.

Please be aware that you will require four clean pages (minimum) in your passport and at least six months validity.

Spending Money

Every traveller is different and therefore spending money requirements will vary. Some travellers may drink more than others while other travellers like to purchase more souvenirs than most. Please consider your own spending habits when it comes to allowing for drinks, shopping and tipping. Please also remember the following specific recommendations when planning your trip.

Money Exchange

During this tour the local currencies you will use are the Thai Baht, US Dollar, Cambodian Riel, Vietnamese Dong and Laos Kip. As currency exchange rates in South East Asia do fluctuate, we ask that you refer to the following website for the most up to date daily exchange rates: www.xe.com for each of the above mentioned currencies. The best way to carry your money is in debit cards, withdrawing cash in local currencies from ATM machines. ATMs are found throughout South East Asia and will generally accept cards on the Visa and Mastercard networks. It is a great idea to travel with both a Visa and Mastercard if at all possible in case of loss or problems with one card, you will have a back up. Please note, your bank will charge a fee for overseas withdrawals. USD Cash is recommended for times when ATMs are not accessible. You should bring some cash with you for emergency situations (please refer to our trip dossier) but carrying only cash is a high safety risk. ATM card/s and some cash is the ideal mix. Travellers cheques can be tricky, timely and expensive to exchange. While we do not recommend that you bring them as your primary source of funds, it is great to have one or two cheques in case of emergency. Thomas Cook or American Express travellers' cheques in US currency are the easiest to exchange. Cash advances can also be made with some banks but are time consuming and tend to have high fees attached. Credit cards can be used at some upmarket restaurants, and at some larger stores if shopping for big items. If you are bringing US Dollars, please make sure that the notes are new and in good condition. Notes older than 2003, or with any tears or blemishes may not be accepted. Be fussy with your bank when buying cash!

Emergency Fund

Please also make sure you have access to at least an additional USD \$500 (or equivalent) as an 'emergency' fund, to be used when circumstances outside our control (ex. a natural disaster) require a change to our planned route. This is a rare occurrence!

Departure Tax

Departure Tax is included in all International and Domestic tickets in China, Thailand and Vietnam.

Tipping

It is customary in Asia to tip service providers such as waiters, at approximately 10%, depending on the service. Tipping is expected - though not compulsory - and shows an expression of satisfaction with the people who have assisted you on your tour. Although it may not be customary to you, it is of considerable significance to the people who will take care of you during your travels. There are several times during the trip where there

is opportunity to tip the local guides or drivers we use. You may do this individually, or your CEO will offer to collect the money and tip as a group. Recommendations for tipping drivers and local guides would range from \$1.5-\$3.5 USD per person per day depending on the quality and length of the service; ask your CEO for specific recommendations based on the circumstances and culture. Also at the end of each trip if you felt your Travel There Co CEO did an outstanding job, tipping is appreciated. The amount is entirely a personal preference, however as a guideline \$20-25 USD per person, per week can be used.

Optional Activities

Bangkok


- Jim Thompson's House Visit (4USD per person)
- Wat Arun Visit
- Grand Palace Visit (15USD per person)
- Royal Barge Museum (3.50USD per person)
- Thai Massage (15-30USD per person)
- National Museum Visit (2USD per person)

Chiang Mai

- Night Market
- Full Day Tuk-Tuk Adventure
- Chiang Mai Cycling Tour (30USD per person)
- Khantoke Dinner and Show (30USD per person)
- Northern Thai Cooking Class

Luang Prabang

- Night Market Visit
- Cycling
- Cooking Class
- Royal Palace Museum Visit (5USD per person)
- Phousi Temple Visit (2.50USD per person)
- Wat Xien Thong Visit (2.50USD per person)
- Wat Visoun Temples Visit (2.50USD per person)
- Royal Ballet Theatre (15USD per person)
- Kayaking



Vang Vieng

- Vang Vieng Adrenaline Bundle

Vientiane

- Wat Sisaket Visit (1USD per person)
- National Museum Visit (4USD per person)
- Wat Pha That Luang Visit (1USD per person)
- Buddha Park (1USD per person)

Hanoi

- Old Quarter Orientation Walk
- Museum of Ethnology Visit (2 per person)
- Tran Quoc Pagoda Visit
- Optional Welcome Meeting for Travellers on Combos
- Temple of Literature (V?n Mi?u) Visit
- Hanoi Foodie Culture Tour

Ha Long Bay

- Kayaking (10USD per person)

Hu?

- Hue Motorbike Tour

Hoi An

- Bike Rental
- Tailor Shops
- Thu Bon River Boat Trip (12USD per person)
- Hoi An Cooking Class (30USD per person)

M? S?n

- M? S?n Excursion (30USD per person)

Ho Chi Minh City

- War Remnants Museum Visit (2USD per person)
- Ben Thanh Market
- Cholon Visit
- Thien Hau Pagoda Visit
- Giac Vien Pagoda Visit
- Reunification Palace Visit (2USD per person)

Phnom Penh

- National Museum
- Royal Palace
- Russian Market
- Wat Phnom Visit
- Silver Pagoda Visit (10USD per person)

Siem Reap

- Phare Circus (18USD per person)
- Tonle Sap Floating Village (22-26USD per person)
- Angkor Museum Visit (12USD per person)
- Siem Reap Quad Biking



Health

Please note inoculations may be required for the country visited. It is your responsibility to consult with your travel doctor for up to date medical travel information well before departure.

You should consult your doctor for up-to-date medical travel information well before departure. We recommend that you carry a First Aid kit and hand sanitizers / antibacterial wipes as well as any personal medical requirements. Please be aware that sometimes we are in remote areas and away from medical facilities, and for legal reasons our leaders are prohibited from administering any type of drug including headache tablets, antibiotics, etc. In Asia pharmacies tend to stock the same western drugs as you get at home but they are usually produced locally so please bring the full drug name with you when trying to purchase a prescription drug. When selecting your trip please carefully read the brochure and itinerary and assess your ability to cope with our style of travel. Please refer to the physical rating for trip specific information. Travel There Co reserves the right to exclude any traveller from all or part of a trip without refund if in the reasonable opinion of our CEO they are unable to complete the itinerary without undue risk to themselves and/or the rest of the group.

Safety and Security

Many national governments provide a regularly updated advice service on safety issues involved with international travel. We recommend that you check your government's advice for their latest travel information before departure. We strongly recommend the use of a neck wallet or money belt while travelling, for the safe keeping of your passport, air tickets, travellers' cheques, cash and other valuable items. Leave your valuable jewellery at home - you won't need it while travelling. Many of the hotels we use have safety deposit boxes, which is the most secure way of storing your valuables. A lock is recommended for securing your luggage. When travelling on a group trip, please note that your CEO has the authority to amend or cancel any part of the trip itinerary if it is deemed necessary due to safety concerns. Your CEO will accompany you on all included activities. During your trip you will have some free time to pursue your own interests, relax and take it easy or explore at your leisure. While your CEO will assist you with options available in a given location please note

that any optional activities you undertake are not part of your itinerary, and we offer no representations about the safety of the activity or the standard of the operators running them. Please use your own good judgment when selecting an activity in your free time. Although the cities visited on tour are generally safe during the day, there can be risks to wandering throughout any major city at night. It is our recommendation to stay in small groups and to take taxis to and from restaurants, or during night time excursions.

Protests and Demonstrations- Protests and demonstrations, even those that are well intended, have the potential to turn violent with no warning. Counter protests can also turn violent. Action by security forces to disperse demonstrators and protesters may occur at any time. If you are in an area where demonstrators or protesters are gathering, avoid the temptation of staying for a good photo opportunity and leave the area immediately.

Water based activities have an element of danger and excitement built into them. We recommend only participating in water based activities when accompanied by a guide(s). We make every reasonable effort to ensure the fun and adventurous element of any water based activities (in countries with varying degrees of operating standards) have a balanced approach to safety. It is our policy not to allow our CEOs to make arrangements on your behalf for water based activities that are not accompanied by guide(s).

Swimming, including snorkeling, is always at your own risk.

We take all prudent measures in relation to your safety. For ways to further enhance your personal safety while traveling, please visit:

www.gadventures.com/travel-resources/safety/

Trip Specific Safety

We strongly recommend the use of a neck wallet or money belt while travelling, for the safe keeping of your passport, air tickets, travellers' cheques, cash and other valuable items. Leave your valuable jewellery at home - you won't need it while travelling. Many of the hotels we use have safety deposit boxes which is the most secure way of storing your valuables. A lock is recommended for securing your luggage.

Be aware that petty theft can be an issue in some Vietnamese towns and cities especially late at night. A common tactic is opportunists on motorbikes that drive by and snatch bags. Please always leave valuables and passports etc in your hotel, in safety boxes if available, and only carry with you enough cash to spend for the day. Bags should always be carried over the neck and not left to sit on your shoulder.

We do not recommend passengers to jump or dive into Kuang Sii Waterfalls in Luang Prabang, this may result in injury.

Medical Form

A Couple of Rules

Illegal drugs will not be tolerated on any trips. Possessing or using drugs not only contravenes the laws of the land but also puts the rest of the group at risk. Smoking marijuana and opium is a part of local culture in some parts of the world but is not acceptable for our travellers. Our philosophy of travel is one of respect towards everyone we encounter, and in particular the local people who make the world the special place it is. The exploitation of prostitutes is completely contrary to this philosophy. Our CEOs have the right to expel any member of the group if drugs are found in their possession or if they use prostitutes.

A Word of Warning

Please do not buy gems in Bangkok unless you know what you are doing. Even if genuine you should not expect to be able to sell them at home. If you fall victim to a gem scam, we are unable to assist you.

Travel Insurance

Travel Insurance: Travel insurance is compulsory in order to participate on any of our trips. When travelling on a group trip, you will not be permitted to join the group until evidence of travel insurance has been sighted by your CEO, who will take note of your insurance details. When selecting a travel insurance policy please bear in mind that all clients must have medical coverage and that we require a minimum coverage of USD 200,000 for repatriation and emergency rescue. We strongly recommend that the policy also covers personal liability, cancellation, curtailment and loss of luggage and personal effects. If you have credit card insurance we require proof of purchase of the trip (a receipt of credit card statement) with a credit card in your name. Contact your bank for details of their participating insurer, the level of coverage and emergency contact telephone number.

Local Dress

In Asia the dress standard is more conservative than it is back home. When packing try to pick loose, lightweight, long clothing that will keep you cool in the usually hot and humid climate of Asian summers. In predominately Buddhist, Hindu and Muslim countries we ask that you dress respectfully and avoid very short shorts/skirts and singlets/tanktops when visiting temples or mosques or other holy sites. In Pakistan we recommend a head scarf for women while walking around.

Feedback

After your travels, we want to hear from you! Your feedback information is so important to us that we'll give you 5% off the price of your next Travel There Co trip if your feedback is completed on-line within 30 days of finishing your trip. Your tour evaluation will be e-mailed to you 24 hours after the conclusion of your trip. If you do not receive the tour evaluation link in the days after your tour has finished, please drop us a line at customerservice@gadventures.com and we will send it on to you.

Minimum Age

You must be 18 to travel unaccompanied on a Travel There Co tour. For minors travelling with a guardian over 21 years old, the minimum age is 12.

International Flights

Check-in times and baggage allowances/restrictions vary by airline and can change at any time. For the most up-to-date information for your flight, please contact your airline. We recommend checking in online in advance to avoid potential delays at the airport.

