



TRAVEL THERE CO

6455 N Union Blvd Suite 100 TT
Colorado Springs,
CO 80918
Phone: +1 888-688-8954
E-mail: info@travelthereco.com
Web: www.travelthereco.com

Nairobi to Joburg Overland: Craters & Camping

Days: Nairobi to Johannesburg

What's Included

Your G for Good Moment: Tribal Textiles Market & Courtyard Cafe, Mfuwe

Your Welcome Moment: Meet Your CEO and Group

Your First Night Out Moment: Connect With New Friends

Your Local Living Moment: Kande Beach Local Dinner, Kande Beach

Your Discover Moment: Victoria Falls. Serengeti NP and Ngorongoro Crater entrances fees and wildlife safari drives. Zanzibar excursion (3 days). Spice plantation entrance and guided tour. Guided rhino walk and open vehicle wildlife safari drive in Matobo NP. Kruger NP entrance fee with wildlife safari drives in the Lando.

Traditional dinner and local dancing. All transport between destinations and to/from included activities.

The information in this trip details document has been compiled with care and is provided in good faith. However it is subject to change, and does not form part of the contract between the client and the operator. The itinerary featured is correct at time of printing. It may differ slightly to the one in the brochure. Occasionally our itineraries change as we make improvements that stem from past travellers, comments and our own research. Sometimes it can be a small change like adding an extra meal along the itinerary. Sometimes the change may result in us altering the tour for the coming year. Ultimately, our goal is to provide you with the most rewarding experience. Please note that our brochure is usually released in November each year. If you have booked from the previous brochure you may find there have been some changes to the itinerary.

VERY IMPORTANT: Please ensure that you print a final copy of your Trip Details to review a couple of days prior to travel, in case there have been changes that affect your plans.

Itinerary

Highlights

Spot the "big five" from 4x4 safari vehicles in the Serengeti, snorkel Zanzibar's waters, gaze out across Victoria Falls, look for wildlife in Kruger National Park, discover the less-visited Zimbabwe, embark on a spice tour in Zanzibar, savour local foods at a traditional dinner

Dossier Disclaimer

The information in this trip details document has been compiled with care and is provided in good faith. However it is subject to change, and does not form part of the contract between the client and the operator. The itinerary featured is correct at time of printing. It may differ slightly to the one in the brochure. Occasionally our itineraries change as we make improvements that stem from past travellers, comments and our own research. Sometimes it can be a small change like adding an extra meal along the itinerary. Sometimes the change may result in us altering the tour for the coming year. Ultimately, our goal is to provide you with the most rewarding experience. Please note that our brochure is usually released in November each year. If you have booked from the previous brochure you may find there have been some changes to the itinerary.

VERY IMPORTANT: Please ensure that you print a final copy of your Trip Details to review a couple of days prior to travel, in case there have been changes that affect your plans.


Itinerary Disclaimer

While it is our intention to adhere to the route described below, there is a certain amount of flexibility built into the itinerary and on occasion it may be necessary, or desirable to make alterations. The itinerary is brief, as we never know exactly where our journey will take us. Due to our style of travel and the regions we visit, travel can be unpredictable. The Trip Details document is a general guide to the tour and region and any mention of specific destinations or wildlife is by no means a guarantee that they will be visited or encountered. Aboard expedition trips visits to research stations depend on final permission.

Additionally, any travel times listed are approximations only and subject to vary due to local circumstances.

Important Notes

1. Please note that this trip is a combination of multiple Travel There Co tours. As such, the staff and/or particular vehicles operating your tour may change between tour segments. You may also expect some group members to join or leave the tour, between tour segments.
Please note: As this is a combination trip, some of your tour members may depart in Zanzibar and Livingstone and you may be joined by some new travelling companions on those days as well.
2. This is not a physically demanding journey; however, travelling can be difficult, with long drives and poor road conditions at times. Despite this, most clients feel that the diversity of the African landscape, countries, culture and wildlife are all well worth the experience. We use a comfortable and safe customized safari truck for the long drives.
3. **YELLOW FEVER**
It may be required to show a Yellow Fever certificate upon entering the country(s) visited. Please check in with your local health expert for advice on Yellow Fever and other inoculations required for this area.
4. An essential part of your safari is participation. The group is usually divided into small groups and given different tasks which change on a day to day basis, from kitchen duty group (helping in prepare meals and clean up afterwards), the packing group (sets up all tables and chairs outside) and the cleaning group (which cleans the truck by emptying the rubbish bin and brooming). It is all part of your adventure and when everyone puts in a little effort the trip will run smoothly. Your CEOs will do all the meal preparation, but we do ask the clients to help with the washing up. Team spirit is part of the fun! All camping equipment (with the exception of your sleeping bag and pillow) is supplied. We supply dome tents and assembly/disassembly takes only 5 minutes. All tents have built-in insect nets. Mattresses are also available, which are approximately 4cm thick, warm and comfortable.
5. Sleeping bags can not be rented on any of our Africa overland or safari
6. **LUGGAGE COMPLICATIONS:** It occasionally happens that luggage on international flights into Cape Town, Livingstone or Johannesburg does not arrive. Please be aware that this may happen, especially if you have a tight connection in either of these centres, are flying with different airlines with a connection, have a last minute flight change or re-route, or fly from or connect through another African centre. Please be prepared and keep all important documentation and valuables on your person. As well we recommend a change of clothes in your hand luggage. If unfortunately this does happen, and your luggage does not arrive, you should be entitled to a limited initial compensation from your airline. In Southern Africa, the arrival of lost luggage normally takes between 10 and 48 hours after the initial plane's arrival. The airlines technically should be responsible to forward your luggage to you, to your hotel or elsewhere in Southern Africa. You may find that your tour will begin, and you still have not received your luggage. When reporting your missing bag at the airport please provide the airline with the emergency telephone number of our local office in South Africa (+27 82 4444 303). Please do not give out any address (starting point hotel) as on most trips we do not stay long enough for the bag to arrive, the airline should phone our local office to arrange the delivery address. It is recommended that you purchase locally a few needed items, begin your tour. Your CEO or local representative will be able to help you organize this, and once your luggage is retrieved, it should be able to be forwarded to you – depending



where you are. Please note that any costs that you may incur for luggage retrieval or sending luggage are not the responsibility of Travel There Co, though we will always strive to assist you in any way possible, Please make sure to hand in the reference number of the bag and your flight details to your CEO in order to help with the tracing of the bag. You should always keep all receipts and documentation, and contact your airline or insurance provider for reimbursement.

7. Your CEO aims to provide you with the best service possible during your tour. They will be joining you in the back of the truck for a maximum of approximately 50% during driving, to answer questions and provide more information about the areas that you visit. They will spend the remainder of the driving time in front with the driver to enable them to make bookings, do planning and to fulfil other organizational requirements of the tour. During wildlife safari drives, your CEO will ensure to accompany you in the passenger area of the truck. This is of course because they have a lot of knowledge to share with you during these exciting wildlife safari drives. Please do not hesitate to ask your CEO any questions.

8. Please note that on all our Overland adventure vehicle (OAV) safaris there is a maximum of 22 people per vehicle.

9. VISAS. Please read the Visa section very carefully. Visas are your own responsibility. Always double check with the embassies what each countries requirement are.

10. MONEY EXCHANGE

We strongly advise that you bring ZAR or USD from your home country or exchange money before the start of the tour, to avoid delays on tour. Please see the Money Exchange section for more details.

11. DRONES

The use of drones in national parks in Southern Africa is prohibited.

Group Leader Description

On this tour, you will be accompanied by two Chief Experience Officers (CEOs). The Chief Experience Officers (CEOs) will be the group manager and leader, cook and driver. They will provide information on the places where we are travelling, offer suggestions for things to do and see, and introduce you to our local friends. They will take care of the small things so you can concentrate on enjoying your adventure.

All of our CEOs in Southern and East Africa are experienced group leaders, with a broad knowledge base of the region's history, cultures, and wildlife. Your leader will be from either southern or East Africa depending on which part of the tour you are on.

All of our overland adventure vehicle (OAV) drivers are experienced in the routes travelled, and highly skilled in dealing with different terrains. All of our cooks will organize and lead the meal preparation, and have experience in cooking a variety of local and international dishes for large groups.

In the Serengeti and Ngorongoro Crater to round out the team, along with your CEO, you will be accompanied by a local safari crew consisting of an expert driver/guide and camp cook. Your driver/guide is skilled and experienced driver and a certified safari guide, and is an integral part of the team. As well, your cook will prepare the camp meals to add some further local flavour to the trip.

We also use local guides for some included activities where we think more specific knowledge will add to the enjoyment of the places we are visiting.

Group Size Notes

Max 22, avg 18.

Meals Included

25 breakfasts, 21 lunches, 19 dinners

Meals

As mentioned above, most of the meals on this tour are included in the tour price. When a meal is not included, this is because there are often many options available - we would like to give you the opportunity to explore a bit and test the local cuisine yourself. In these cases, your CEO will be able to suggest some good local restaurants or options for you to choose from.

All included meals will be prepared from fresh local produce. The majority of the shopping for foodstuffs will be done before the trip departs, and fresh goods, such as meats, fruits, vegetables, and dairy products, will be bought en route during the trip from supermarkets, local shops and markets. Breakfasts will generally consist of breads and cereals, if time allows a warm breakfast may be prepared. Many lunches will be provided en-route and will be light meals such as sandwiches and/or salads. All evening meals will be freshly-prepared hot meals, and will consist of a variety of continental and local dishes.

Our cook will organize the meal preparation and lead the way here, but will prepare a duty schedule for ensuring a fair, rotating participation from you and your group members in the meal preparation and dish washing duties.

Vegetarian meals and other dietary requirements need to be specified prior to arrival. Please note all bottled drinking water will be at your own expense.

Transport

Lando (overland adventure vehicle), 4x4 safari vehicles, minibus, ferry, walking.

About our Transportation

This trip is done a combination of vehicles - a larger 24 seat overland vehicle named the Lando for most of the trip, and in private 6-7 seat safari vehicles for the safari section in Tanzania. Both styles of vehicles have their advantages - the allows the entire group, including your CEO, to travel together, and sits higher, great for wildlife viewing and to enjoy the scenic landscape.

The smaller safari vehicles will be used when the group is in the Serengeti and Ngorongoro Crater. With sliding windows and a large pop-up roofs, an open 360-degree view of area, great for wildlife viewing. If there is a large group, 2-3 vehicles will be used, and the group will be split up. This style of travel is by no means luxurious, but the seats are comfortable and having our own private vehicles allow us the flexibility of making stops when needed, and to stay and watch that crouching lion prepare for an attack.

For your time in Zanzibar, please note that the overland adventure vehicle (OAV) will stay in Dar es Salaam, on the mainland. We use a large public ferry with in indoor seating area to cross to the island, and while there, our transportation will be in minibuses.

Here's a quick look at the unique features of the well-equipped Travel There Co overland adventure vehicle (OAV):

- Storage for your main luggage is accessible from inside the vehicle
- Day packs can be stored at your feet or on the luggage shelf above
- Onboard safety box for valuables
- Front viewing windows and large sliding windows, both great for wildlife viewing
- Reclining seats
- Fully equipped mobile kitchen
- Access to a 250L tank of drinking water
- Air-conditioning
- Charging station, when available in camp (South African plug - 220-240V)
- USB charging ports for every traveller at their seat
- Wifi in selected countries, depending on the network reception

Please note that our Landos do not have on-board bathrooms.

This is not a physically demanding journey; however, travelling can be difficult, with long drives and poor road conditions at times. Please take note of the travel times and distances in the above itinerary, and consider that this is often on poor quality, bumpy roads. Despite this, most clients feel that the diversity of the African landscape, culture and wildlife are all well worth the experience.

Local Flights

Solo Travellers

We believe single travellers should not have to pay more to travel so our group trips are designed for shared accommodation and do not involve a single supplement. Single travellers joining group trips are paired in twin or multi-share accommodation with someone of the same sex for the duration of the trip. Some of our Independent trips are designed differently and single travellers on these itineraries must pay the single trip price.

Accommodation

Participation camping (19 nts), full-service camping (2nts), simple hotels (5 nts, some multi-share with 3 people).

About Accommodation

Camping in Africa is truly an adventure. You will be able to get off the beaten track to get a first-hand experience of the beautiful wilderness and nature. While camping, we stay at designated campsites in national parks and outside towns. Campsite facilities in southern Africa are generally good, but can be basic in certain places. There are generally small restaurants and/or bars, washing facilities and occasionally telephones available.

The camps have flush toilets, and showers at some camps are outdoors, having simple reed enclosures for privacy. Additionally, warm water is available at most sites, but it is not guaranteed to always be warm when you take your shower; the warm water may be used up others who also use the camp. We usually set-up camp within close proximity to the toilet facilities, though occasionally to reach them you may have to walk a short distance.

All camping equipment (with the exception of your sleeping bag and pillow) is supplied, including camp mattresses, which are warm and comfortable. We supply dome tents and assembly/disassembly takes only 5 minutes. They are good quality, durable, industry-standard 2-person safari canvas tents. Please note that most adults will not be able to fully stand up inside the tents, though most travellers find these more than adequate, as they have a base area of approximately 4 square meters. These tents are regularly treated with a waterproofing agent, but under certain rainy conditions, the tent fabric may become saturated to the point where seepage or leakage may occur. All tents have built-in mesh insect netting on the windows and doors.

We travel with our own portable camp chairs with a comfortable back-rest, and we utilize our own cooking equipment to provide the group good quality camp meals.

In camping within the national parks and conservation areas, some camp sites are enclosed for keeping the resident wildlife out. Other camps are open to the natural environment – care must be taken, especially at night, when a torch/flashlight is recommended when walking around the camp area.

The campsite in Serengeti National Park is extremely basic, with no electricity, simple bathing facilities (no showers), and squat toilets. While camping at the Ngorongoro Crater rim, there is very limited electricity, occasionally warm showers, and both seated and squat flushing toilets. The campsites for the Serengeti and Ngorongoro Crater are open sites, where the wildlife can wander into the area, but they are safe.

Despite the challenge that a few days “roughing it” may pose to some, the experience of being that close to nature, camping under the African stars, and seeing incredible wildlife at your tent door-step is not just gratifying but ultimately an experience of a lifetime.

In Zanzibar, we stay in standard, twin-share accommodation in Stone Town and on the beach. Please note that our Zanzibar Beach Resort location is subject to change due to availability.

Please note that due to the high demand for accommodation in the parks, sometimes we will arrange alternative accommodation outside of the park.

Joining Hotel

For details of your joining hotel please refer to your tour voucher, G Account, the Travel There Co App or contact your travel agent.

Joining Instructions

If you have not arranged an arrival transfer please make your way to the joining hotel. Jomo Kenyatta International Airport is about 20 km from downtown and your hotel. There are a variety of ways to get into the city. The dedicated airport bus takes about 40min to 1.5 hours, at approximately USD 5, however an airport taxi is recommended. This can be booked either inside the airport at an 'information desk' or outside of the terminal. The price is approximately USD 20, and again, this may take between 40min and 1.5 hours on average.

If you have paid in advance for an arrival transfer, a Travel There Co representative will be at the airport to meet you. If for any reason you are not met at the airport, please call our local support line. If you are unable to make contact for whatever reason, please make your way to the joining point hotel via taxi.

Please note that Day 1 is an arrival day and no activities have been planned for that day other than your welcome meeting in the evening, so you can arrive at any time. Similarly the last day is a departure day during which no activities have been planned.

A Travel There Co Representative will organize a short meeting soon after arrival, during which you will meet other tour participants and receive information about general and specific aspects of the trip. A welcome note will be left for you in the hotel so you have all the necessary information regarding the meeting time. If you arrive late, s/he will leave you a message detailing what time and where you should meet the next morning.

Arrival Complications

We don't expect any problems, and nor should you, but if for any reason you are unable to commence your trip as scheduled, as soon as possible please contact your starting point hotel, requesting that you speak to or leave a message for your CEO (if you are not on a group tour please refer to the emergency contact details provided in this dossier). If you are unable to get in touch with your leader, please refer to our emergency contact details.

We strongly advise you to pre-purchase your entry visa prior to arrival as queuing for the visa at the airport can cause long delays in clearing customs. This is especially relevant if you have pre-booked an airport transfer.

If you have pre-booked an airport transfer, it is necessary to make contact with our representative, who waits with a Travel There Co sign outside the secure baggage-retrieval area, within 1.5 hours (90 minutes) of your flight's scheduled arrival time. No refunds will be granted if you fail to make contact with our representative within this reasonable time. After such time, we recommend that you make your own way to the Starting Point hotel, following the Joining Instructions.

Your arrival transfer has been arranged based on flight information provided to us. If you receive notification of a flight schedule change outside of 48 hours before your flight is scheduled to arrive, please contact us to advise of your new flight details.

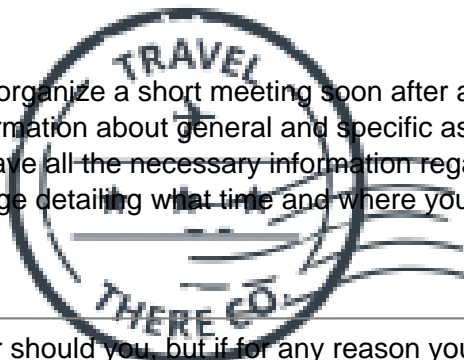
Sales offices:

From within Australia - 1-300-796-618

From within Canada or the United States - 1-800-465-6500

From within the UK - 0870 999-0144

From anywhere else - +1-416-260-0999



Important note If you are advised of the flight schedule change within 48 hours of your scheduled arrival time, please contact the airport transfer operator listed as the emergency contact for your tour which can be found below. We will do our best to rearrange your arrival transfer however we cannot guarantee this. If your arrival transfer does not arrive within 30 minutes after you have exited the arrivals area please take a taxi to your start point hotel.

Emergency Contact

Should you need to contact us during a situation of dire need, it is best to first call either the Travel There Co Local Representative (if one is listed below) or our Travel There Co Local Office. If for any reason you do not receive an immediate answer, please leave a detailed message and contact information, so they may return your call and assist you as soon as possible.

AIRPORT TRANSFER

If you have purchased an arrival through Travel There Co or if an arrival transfer is included in the cost of your tour, please note that:

Your arrival transfer has been arranged based on flight information provided to us. If you are advised of a flight schedule change within 48 hours of your scheduled arrival time, we will do our best to rearrange your arrival transfer however we cannot guarantee this. If your arrival transfer does not arrive within 30 minutes after you have exited the arrivals area please call the local emergency contact numbers listed below for more information.

EMERGENCY CONTACT NUMBERS

Travel There Co Local Representative (South Africa)

From outside South Africa: +27 713823286

From within South Africa: 071 3823286

If you are unable for any reason to contact our local office, please call the numbers listed below, which will connect you directly with our 24 hour Sales team, who will happily assist you.

Toll-free, North America only: 1 888 800 4100


Calls from UK: 0344 272 0000

Calls from Germany: 0800 365 1000

Calls from Australia: 1 300 796 618

Calls from New Zealand: 0800 333 307

Outside North America, Australia, New Zealand, Germany and the UK: +1 416 260 0999



What to Take

You will be on the move a lot, so our advice is to pack as lightly as possible. Your baggage should be clearly labeled and restricted to one soft compact suitcase, or sports bag, maximum 15kg, plus a daypack. Luggage limits on airlines are strictly enforced and space on vehicles is limited. Porters are not often available, so be prepared to carry your own bags.

For our camping style tours you will need to provide your own sleeping bag, small pillow and sleeping sheet (if you would like). We provide the tent and the sleeping pads.

Please note that the seasons in Africa is quite extreme. Winters (especially South Africa, Namibia and Botswana) can be really cold and summers will be really hot.

If you travel during winter months(May to October) please ensure that you bring warm clothing and a suitable sleeping bag.

A set of smart casual clothes is also advisable.

Please be advised that if you plan to bring a drone with you, the use of drones in national parks in Southern Africa is prohibited.

Checklist

Additional Items:

- Sleeping bag and liner (Seasonally appropriate)

Cold Weather:

- Long-sleeved shirts or sweater
- Scarf
- Warm gloves
- Warm hat
- Warm layers

Documents:

- Flight info (required) (Printouts of e-tickets may be required at the border)
- Insurance info (required) (With photocopies)
- Passport (required) (With photocopies)
- Required visas or vaccination certificates (required) (With photocopies)
- Vouchers and pre-departure information (required)

Essentials:

- Binoculars (optional)
- Camera (With extra memory cards and batteries)
- Cash, credit and debit cards
- Day pack (Used for daily excursions or short overnights)
- Ear plugs
- First-aid kit (should contain lip balm with sunscreen, sunscreen, whistle, Aspirin, Ibuprofen, bandaids/plasters, tape, anti-histamines, antibacterial gel/wipes, antiseptic cream, Imodium or similar tablets for mild cases of diarrhea, rehydration powder, water purification tablets or drops, insect repellent, sewing kit, extra prescription drugs you may be taking)
- Flashlight/torch (Headlamps are ideal)
- Fleece top/sweater
- Footwear
- Hat
- Locks for bags
- Long pants/jeans
- Moneybelt
- Outlet adapter
- Personal entertainment (Reading and writing materials, cards, music player, etc.)
- Reusable water bottle
- Shirts/t-shirts
- Sleepwear
- Small travel towel
- Sunglasses
- Toiletries (Preferably biodegradable)
- Watch and alarm clock
- Waterproof backpack cover
- Windproof rain jacket



Health & Safety:

- Face masks (required)
- Hand sanitizer (required)
- Pen (Please bring your own pen for filling out documents.)
- Rubber gloves

Warm Weather:

- Sandals/flip-flops
- Shorts/skirts (Longer shorts/skirts are recommended)
- Sun hat/bandana
- Swimwear

Note: Seasons in Africa are quite extreme. Winters can be really cold and summers will be really hot. If you travel during winter months (May to October) please ensure that you bring warm clothing and a suitable sleeping bag.

Laundry

Laundry can be done at most campsites if you wish to do your own washing.

While in Victoria Falls, there is the opportunity to get your laundry done through the Travel There Co supported Princess Laundry and Sewing Co-op. This service provides the cooperative with much-needed income to support their families, and in particular, support their children's school fees.

Visas and Entry Requirements

All countries require travellers to have a valid passport (with a minimum 6 months validity), and you are required to acquire the entry visas for each of the countries visited.

Please double check with your agent and/or visa agent what the visa requirements is for each country that you will be traveling to. Some countries do require that you get your visa before arrival. If you show up at a border and should you not have the required visa you will be denied entry to the country and be send back to the closest embassy/high commission to get the visa. All arrangements and expenses for that will be at your own cost. The CEO will assist you with travel arrangements but will not be able to accompany you. You will also have to catch up with the group at their next destination at own cost.

We have been experiencing a lot of problems with people that need visas for Namibia. Namibian visas are not always available at the border, so please make very sure if you do need a visa before arrival.

The information provided here is to be used as a guide only. Please consult with the relevant embassy or your travel agency before you travel. We cannot take any responsibility whatsoever for the use of this information.

IMPORTANT NOTE

It may be required to show a Yellow Fever certificate upon entering the country(s) visited. Please check in with your local consulate and health expert for advice on Yellow Fever and other inoculations required for this area.



East Africa Tourist Visa

An East Africa Tourist Visa allows the holder to move freely between Kenya, Rwanda and Uganda with only one Visa, and is valid for a period of 90 days. It also acts as a multiple entry Visa, so if you leave any of the above countries, you do not need a new Visa to re-enter (provided it is within the 90 day validity period). These need to be applied for in advance, and you should contact the foreign Embassy (of the country you will be entering through) for more details. The cost is 100USD.

Please see below for more information:

<http://visiteastafrica.org/travel-guide/visa-information>

Kenya

The Kenyan Government has introduced an electronic visa process with effect from July 2nd. Travellers wishing to enter Kenya need to visit www.ecitizen.go.ke and follow instructions for processing their electronic visa in advance of their arrival into Kenya. As this measure was introduced with little advance notice, there is a grace period where travellers may continue to apply upon arrival into Kenya for their visa. You can obtain a visa for US\$50. This visa is normally valid for up to 3 months with multiple entries/exits permitted to Uganda and Tanzania only. Please note that Kenya is now strictly enforcing a "blank pages, condition of entry". All those requiring a visa on arrival must have at least two blank pages available in their passports. Failure to meet this requirement could mean that entry will be refused.

If you are in Kenya for a shorter amount of time (normally max 72 hours but can vary depending on border

official) then you can obtain a transit visa which will cost \$20. Please make sure you have your travel itinerary at hand and your forward flight details.

Border crossing from Kenya to Tanzania is through Tarime Border Post, and from Tanzania to Kenya at Namanga Border Post

Persons aged 16 years and below will require a visa to enter Kenya.

Nationals (Passport Holders) of the following countries do not require visas to enter Kenya:

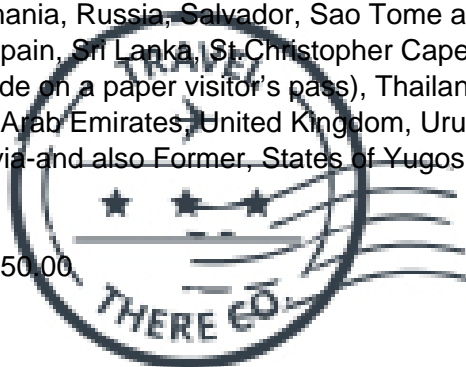
Barbados, Belize, Botswana, Brunei Darussalam, Burundi, Cyprus, Dominica, Fiji Island, Ghana, Grenada, Jamaica, Kiribati, Lesotho, Malawi, Malaysia (For less than 30 days stay), Maldives, Malta, Mauritius, Namibia, Nauru, Papua New Guinea, Rwanda, Samoa, St. Kitts and Nevis, Sierra Leone, Singapore, Solomon Islands, South Africa (For less than 30 days stay), St. Lucia, Swaziland, Seychelles, The Gambia, Tanzania, The Bahamas, Tonga, Trinidad and Tobago, Tuvalu, Uganda, Vanuatu, Zambia, Zimbabwe, St. Vincent and the Grenadines

Nationals of the following countries require a visa

Albania, Algeria, Andorra, Angola, Argentina, Australia, Austria, Bahrain, Bangladesh, Belarus, Belgium, Benin, Bhutan, Bolivia, Bosnia-Herzegovina, Brazil, Bulgaria, Burkina Faso, Cambodia, Canada, Cape Verde, Central African Rep., Chad, Chile (Nationalist), China (China Peoples Republic), Columbia, Comoros, Congo Brazzaville, Costa Rica, Cote d' Ivoire/ Ivory Coast, Croatia, Cuba, Czech Republic, Denmark, Djibouti, Dominican Rep, DRC, East Timor, Egypt, El Salvador, Ecuador, Equatorial Guinea, Estonia, Finland, France, French Guyana, Gabon, Georgia, Germany, Greece, Greenland, Guatemala, Guinea, Guinea Bissau, Haiti, Holders of Hong Kong Special Administrative Region (HKSAR), Honduras, Hungary, Iceland, Indonesia, Iran, Ireland, Israel, Italy, Japan, Kampuchea, Kazakhstan, Kirghistan, Korea (South), Kuwait, Laos, Latvia, Liberia, Libya, Liechtenstein, Lithuania, Luxembourg, Macedonia, Madagascar, Malagasy, Malta, Mauritania, Mexico, Moldavia, Monaco, Mongolia, Morocco, Mozambique, Myanmar (formally Burma), Nepal, Netherlands, Nicaragua, Niger, Nigeria, Norway, Oman, Pakistan, Palau Pacific Isles, Panama, Paraguay, Peru, Philippines, Poland, Portugal, Qatar, Reunion, Romania, Russia, Salvador, Sao Tome and Principe, Saudi Arabia, Serbia and Montenegro, Slovakia, Slovenia, Spain, Sri Lanka, St. Christopher Cape, Sudan, Surinam, Sweden, Switzerland, Taiwan (Endorsement made on a paper visitor's pass), Thailand, Togo, Tunisia, Turkey, Turkmenistan, U.S.A., Ukraine, United Arab Emirates, United Kingdom, Uruguay, Uzbekistan, Vatican City, Venezuela, Vietnam, Yemen, Yugoslavia and also Former, States of Yugoslavia.

Visa costs

a) Single entry Visa Most nationalities \$50.00



Tanzania

<http://www.tanzaniaembassy-us.org/tzevisa.html>

<http://www.tanzaniatouristboard.com/plan-your-trip/visa-information/>

All countries not mentioned below will need a visa. You can get a visa on arrival at the airport or at any entry point into Tanzania. But please double check your visa requirements before departure.

No Visa is required for nationals of the following countries:

Botswana, Gambia, Ghana, Hong Kong, Kenya, Lesotho, Malawi, Malaysia, Mozambique, Namibia, Swaziland, Uganda, Zambia and Zimbabwe.

Referred Visas are required for nationals of the following countries:

The referred visa is one that requires special clearance or permission from the Director of Immigration Services in Dar es Salaam or the Principal Immigration Officer in Zanzibar.

Afghanistan, Abkhazia, Azerbaijan, Bangladesh, Chad, Djibouti, Ethiopia, Equatorial Guinea, Eritrea, Lebanon, Mali, Mauritania, Morocco, Niger, Palestine, Refugees and Stateless individuals, Senegal, Somalia, Sierra Leone, Tajikistan, Turkmenistan, Uzbekistan, Kazakhstan, Kyrgyzstan, and Sri Lanka.

IT IS EMPHASIZED THAT NATIONALS AND PERSONS OF THE MENTIONED COUNTRIES AND/OR CATEGORIES ABOVE MAY NOT BE ALLOWED ENTRY INTO TANZANIA WITHOUT BEING IN POSSESSION OF REFERRED VISAS.

Visa Costs – Please use only as a guideline

US Citizens ONLY: US\$100.00. This fee will apply to single and all multiple entry visas.

Non-US Citizens: Visa fees are US\$50.00 for single entry, and US\$100.00 for double entry

Malawi

<http://www.malawiembassy-dc.org/index.php?page=visa-information>

Please be aware that some travellers may require a VISA before arriving in Malawi. To determine whether you require a VISA prior to arrival check the information at the following link: https://visamalawi.com/?page_id=73. To avoid unnecessary delays, or the possibility of being denied entry, please ensure that you have a VISA prior to arrival if one is required."

Like many countries, visitors to Malawi who are traveling on a Category A passport do not require a VISA prior to arrival in Malawi provided they are staying for less than 30 days and are bona fide tourists. Category A passport holders are listed on most Malawian Embassy and Consular websites.

To apply for a Visa, the Passport must be valid for at least 6 months beyond the date of intended departure. All countries listed in below, do not require a visa if they are intending to stay in the country for a maximum of 30 days after which they will require a visa

Antigua, Barbuda, Australia, Bahamas, Barbados, Belgium, Belize, Brunei, Canada, Cyprus, Denmark, Dominica Republic, Fiji, France, Gambia, Germany, Ghana, Grenada, Guyana, Iceland, Israel, Ireland, Italy, Jamaica, Japan, Kenya, Kiribati, Lesotho, Luxembourg, Madagascar, Malaysia, Maldives, Malta, Mauritius, Maldives, Mozambique, Namibia, Nauru, Netherlands, New Zealand, Norway, Papua New Guinea, Portugal, Samoa (Western), San Marino, Seychelles, Sierra Leone, Singapore, Solomon Island, South Africa, Sri-Lanka, St. Kitts- Nevis, St. Lucia, St. Vincent and the Grenadines.

Nationals of all countries listed in below, require a visa if they are intending to visit Malawi

Afghanistan, Albania, Algeria, American Samoa, Andorra, Angola, Anguilla, Antarctica, Argentina, Armenia, Aruba, Ascension Island, Austria, Azerbaijan, Bahrain, Bangladesh, Belarus, Benin, Bermuda, Bhutan, Bolivia, Bosnia And Herzegovina, Bouvet Island, Brazil/British Indian Ocean Territory, Bulgaria, Burkina Faso, Burundi, Cambodia, Cameroon, Cape Verde, Cayman Island, Central African Republic, Chad, Chile, Christmas Island, Cocos (Keeling) Islands, Colombia, Comoros, Democratic Republic Of Congo (Kinshasa), Congo, Republic Of Brazzaville, Cook Islands, Costa Rica, Ivory Coast, Croatia, Cuba, Czech Republic, People's Republic Of China, Djibouti, Dominican Republic, East Timor/Timor-Leste, Ecuador, Egypt, El Salvador, Equatorial Guinea, Eritrea, Estonia, Ethiopia, Falkland Islands, Faroe Islands, French Guiana, French Metropolitan, French Polynesia, French Southern Territories, Gabon, Georgia, Ghana, Gibraltar, Greece, Greenland, Guadeloupe, Guam, Guatemala, Guernsey, Guinea, Guinea Bissau, Haiti, Heard And Mc Donald Islands, Holy See, Honduras, Hong Kong, Hungary, India, Indonesia, Iran (Islamic Republic Of), Iraq, Isle Of Man, Jersey, Jordan, Kazakhstan, Korea, Democratic People's Rep.(North Korea), Korea, Republic Of (South Korea), Kuwait, Kyrgyzstan, Lao, People's Democratic Republic, Latvia, Lebanon, Liberia, Libya, Liechtenstein, Lithuania, Macau, Macedonia, Republic Of, Mali, Marshall Islands/Martinique, Mauritania, Mayotte, Mexico, Micronesia, Federal States Of Moldova, Republic Of Monaco, Mongolia, Montenegro, Montserrat, Morocco, Myanmar, Burma, Nepal, Netherlands, Antilles, New Caledonia, Nicaragua, Niger, Nigeria, Niue, Norfolk Island, Northern Mariana Islands, Oman, Pakistan, Palau, Palestinian National Authority, Panama, Paraguay, Peru/Philippines, Pitcairn Island, Poland, Puerto Rico, Qatar, Reunion Island, Romania, Russian Federation, Rwanda, Sao Tome And Principe, Saudi Arabia, Senegal, Serbia, Singapore, Slovakia (Slavak Republic), Slovenia, Somalia, South Georgia And South Sandwich Islands, Saint Helena, St. Pierre And Miquelon, Sudan, Suriname, Svalbard And Jan Mayen Islands, Switzerland, Syria, Syrian Arab Republic, Tajikistan, Thailand, Tibet, Timor-Leste (East Timor), Togo, Tokelau, Tunisia, Turkey, Turkmenistan, Turks And Caicos Islands, Ukraine, United Arab Emirates, U.S. Minor Outlying Islands, Uruguay, Uzbekistan

Other

Nationals of Iceland, Israel, Madagascar, Norway and San Marino do not require a visa if they are intending to stay in the country for a maximum of 30 days after which they will require a visa.

NOTE: Visitors on a visitors' permit, can extend their stay to a maximum of 90 days upon payment of a prescribed fee for every 30days extension.

Visa cost.

Please use as a guideline only. Contact visa agent and/or embassy for up to date prices.

Single entry visa for most nationalities at the land border will cost USD75.00 per person. (Please make sure that you don't need an Visa prior to travel)

IMPORTANT NOTICE: Please know that is possible to obtain a E-Visa for Malawi, however this is NOT recommended. The land borders we enter/exit Malawi don't have the correct software to process the E-Visa. This can create issues when entering Malawi.

Kaza Uni-Visa for Zimbabwe and Zambia

As this tour visits both Zimbabwe and Zambia, we suggest obtaining the Kavango Zambezi Trans-Frontier Conservation Area (Kaza) Uni-Visa. The Kaza Uni-Visa will be valid for 30 days and act as a multiple entry visa as long as you remain in Zimbabwe and Zambia. It will be issued at a standard fee of US\$50 at the following ports of entry:

Zambia: Harry Mwaanga Airport (Livingstone), Victoria Falls Land Border, Kazungula Land Border (Botswana), Kenneth Kaunda Airport (Lusaka)

Zimbabwe: Victoria Falls Airport, Victoria Falls Land Border, Kazungula Land Border (Botswana), Harare Airport

Eligible Countries:

Citizens from 40 countries listed below shall be eligible for the Kaza Uni-Visa obtainable at the eight (8) ports of entry as stated above.

Argentina, Austria, Australia, Belgium, Brazil, Britain (UK), Brunei, Burundi, Canada, Cook Islands, Czech Republic, Denmark, Finland, France, Germany, Greece, Hungary, Iceland, Israel, Italy, Japan, Liechtenstein, Luxembourg, Monaco, Netherlands, New Zealand, Norway, Poland, Portugal, Puerto Rico, Russia, Rwanda, Slovakia Republic, Slovenia Republic, Spain, Sweden, Switzerland, UAE, Uruguay, USA

If your nationality is not listed above then normal specific Zambia/Zimbabwe visa entry requirements apply.

Zambia

PLEASE READ THE ENTIRETY OF THE TEXT BELOW AS THIS IS IMPORTANT INFORMATION FOR YOUR ENTRY INTO ZAMBIA



Please note that visas are the responsibility of the individual traveller. The visa requirements for your trip vary depending on where you are from and where you are going. We keep the following information up to date as much as possible, but rules do change. It is important that you check for yourself with the Embassy of Zambia. Please, keep in mind that all countries require passports valid for at least 6 months from the moment of departure from the country.

It is the responsibility of the traveller to check with their nearest Embassy and confirm the requirements for entry into Zambia

Please be sure to visit <http://www.zambiaimmigration.gov.zm> to determine if your nationality requires a Visa, can purchase one upon arrival or must apply for one in advance.

Most nationals can purchase their visas upon arrival. Some nationals do have to obtain a visa before arriving in Lusaka such as Greek, Indian, Chinese. But please double check with your agent and/or closest embassy.

Information accurate as of July 1, 2016

Zimbabwe

PLEASE READ THE ENTIRETY OF THE TEXT BELOW AS THIS IS IMPORTANT INFORMATION FOR YOUR ENTRY INTO ZIMBABWE

Please note that visas are the responsibility of the individual traveller. The visa requirements for your trip vary depending on where you are from and where you are going. We keep the following information up to date as

much as possible, but rules do change. It is important that you check for yourself with the Embassy of Zimbabwe. Please, keep in mind that all countries require passports valid for at least 6 months from the moment of departure from the country.

It is the responsibility of the traveller to check with their nearest Embassy and confirm the requirements for entry into Zimbabwe

Please be sure to do your research to determine if your nationality requires a Visa, can purchase one upon arrival or must apply for one in advance.

A Visa to enter Zimbabwe is required by several nationalities, please read the full details listed below.

There are 3 categories:

CATEGORY A:

Countries whose nationals do NOT require a Zimbabwe Visa.

Antigua & Barbuda, Angola, Aruba, Bahamas, Barbados, Belize, Botswana, Cayman Islands, Congo DRC, Cyprus, Fiji, Ghana, Grenada, Hong Kong, Jamaica, Kenya, Kiribati, Leeward Islands, Lesotho, Madagascar, Malaysia, Malawi, Maldives, Malta, Mauritius, Montserrat, Mozambique, Namibia, Nauru, Samoa Western, Seychelles, Singapore, South Africa, Solomon Islands, St Kitts and Nevis, St Lucia, St Vincent, Swaziland, Tanzania, Trinidad and Tobago, Turk & Caicos Islands, Tuvalu, Uganda, Vanuatu, Zambia

CATEGORY B:

Countries whose nationals are granted a Zimbabwe Visa at port of entry on payment of requisite visa fees.

Algeria, Andorra, Argentina, Austria, Australia, Azerbaijan, Belarus, Belgium, Bermuda, Bosnia-Herzegovina, Burundi, Brazil, Brunei, Canada, Cape Verde Islands, China, Comoros Islands, Cook Islands, Croatia, Cuba, Czech Republic, Denmark, Dominican Republic, Egypt, Estonia, Equatorial Guinea, Finland, France, French Polynesia, French West Indies, Gibraltar, Georgia, Germany, Greece, Haiti, Hungary, Indonesia, Iceland, Iran, Ireland, Israel, Italy, Japan, Kazakhstan, Korea (South), Kyrgyzstan, Kuwait, Latvia, Liechtenstein, Lithuania, Luxembourg, Macau, Marshall Island, Micronesia, Moldova, Monaco, Netherlands, New Caledonia, New Zealand, Northern Mariana, Norway, Palau Islands, Palestine, Papua New Guinea, Portugal, Puerto Rico, Russia, Rwanda, Samoa, Sao Tome, Serbia, Slovak, Slovenia, Spain, Suriname, Sweden, Switzerland, Tajikistan, Turkey, Turkmenistan, Ukraine, United Arab Emirates, Uruguay, United Kingdom, United States of America, Uzbekistan, Vatican, Virgin Islands

***Canadian Passport holders can ONLY get a Single entry Zimbabwe Visa at the port of Entry.

CATEGORY C:

Countries whose nationals are required to apply for and obtain a Zimbabwe visa prior to travelling (single entry Zimbabwe visa ONLY).

Afghanistan, Albania, Armenia, Bahrain, Bangladesh, Benin, Bhutan, Bolivia, Bulgaria, Burkina Faso, Cambodia, Cameroon, Central Africa Republic, Chad, Chile, Colombia, Congo Brazzaville, Costa Rica, Conakry, Cote de Voire, Djibouti Republic, Ecuador, El Salvador, Eritrea, Ethiopia, French Guiana, Gabon, Gambia, Guam, Guatemala, Guinea, Guinea Bissau, Guyana, Honduras, India, Iraq, Jordan, Korea (DPRK), Laos, Lebanon, Liberia, Libya, Mali, Mauritania, Mexico, Mongolia, Morocco, Myanmar, Nepal, Nicaragua, Niger, Nigeria, Norfolk Islands, Oman, Pakistan, Panama, Paraguay, Peru, Philippines, Qatar, Reunion, Romania, San Marino, Saudi Arabia, Senegal, Sierra Leone, Sri Lanka, Somalia, Sudan, Syria, Taiwan, Thailand, Togo, Tunisia, Venezuela, Vietnam, Yemen Republic, Yugoslavia

IMPORTANT NOTE: If you have purchased a single entry visa upon arrival and then decide to leave Zimbabwe (even for a few hours) you will need to buy another visa to re-enter Zimbabwe. In this instance you should buy a double entry visa upon arrival as it works out cheaper. Multiple entry visas cannot be obtained at the port of entry into Zimbabwe. You may enter Zimbabwe on a single entry visa and then obtain a multiple entry visa from the town office - but this may take up to 7 working days to be issued. Alternatively, a multiple entry visa can be obtained from the Zimbabwe Embassy in your country prior to departure for Zimbabwe.

South Africa

<http://www.dha.gov.za/Counties%20Exempy%20from%20SA%20Visaa.html>

<http://www.home-affairs.gov.za/Applying%20for%20a%20South%20African%20visa.html>

<http://www.southafrica.info/travel/documents/visas.htm>

Visas are not issued at South African ports of entry, and airline officials are obliged to insist on visas before allowing passengers to board. If you arrive without a visa, immigration officials are obliged to put you onto a flight back to your home country.

If you are a passport holder of the following countries/areas you do not need a visa for stays of LESS THAN 90 days:

African Union / Unity Laissez Passes, Andorra, Argentina, Australia, Austria, Belgium, Botswana, Brazil, Canada, Chile, Czech Republic, Denmark, Ecuador, Finland, Japan, Liechtenstein, Luxemburg, Malta, Monaco, Netherlands, New Zealand, Norway, Paraguay, Portugal, San Marino, Singapore, Spain, St Vincent & the Grenadines, Sweden, Switzerland, United Kingdom, Uruguay, Venezuela, United States of America, France, Germany, Greece, Iceland, Israel, Italy, Jamaica

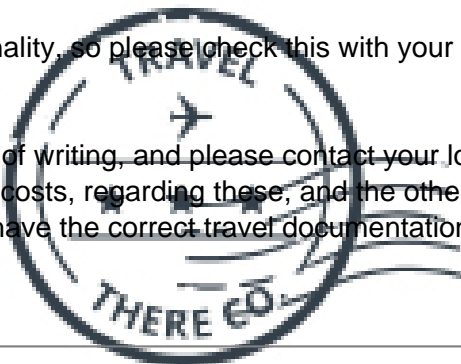
If you are a passport holder of the following countries/areas you do not need a visa for stays of LESS THAN 30 days:

Antigua and Barbuda, Barbados, Belize, Benin, Bolivia, Hong Kong, Hungary, Jordan, Lesotho, Malaysia Cape Verde, Costa Rica, Cyprus, Gabon, Guyana, Peru, Poland, Seychelles, Slovak Republic, South Korea, Swaziland, Thailand, Turkey, Zambia

Visa costs

The visa fee is different for every nationality, so please check this with your agent or closest embassy.

This information is accurate at the time of writing, and please contact your local embassy or consulate for the most up-to-date visa requirements and costs, regarding these, and the other countries visited, or see your travel agent. It is your responsibility to have the correct travel documentation.



Spending Money

Every traveller is different and therefore spending money requirements will vary. Some travellers may drink more than others while other travellers like to purchase more souvenirs than most. Please consider your own spending habits when it comes to allowing for drinks, shopping and tipping. Please also remember the following specific recommendations when planning your trip.

Money Exchange

The currency in South Africa is the South African Rand (ZAR). The South African rand is also an accepted form of payment in Namibia.

The Namibian currency is the Namibian Dollar (NAD), which is equivalent in value (in Namibia only) to the South African Rand. NAD is not accepted as payment in other countries.

In Botswana, payments at supermarkets, post offices etc are to be with Pula (BWP) but activities and drinks at campsites can be paid for in USD

The official currency of Zambia is the Zambian Kwacha, denoted by ZMK. Payments in USD are no longer allowed in Zambia. All other payments need to be with ZMK. Malawi uses the Kwacha (MWK) and Tanzania and Kenya use the Shilling, denoted by TZS and KES.

Zimbabwe uses the US Dollar and South African Rand.

USD is widely accepted in Malawi, Tanzania and Kenya but some supermarkets might only accept local currencies.

Each currency can be obtained locally by changing foreign currency or by using ATMs (where available) which will disperse local currency. Your CEO will inform you where you can change money throughout the tour and approximately how much money you will need.

For Zimbabwe, we strongly advise that you bring ZAR or USD from your home country or exchange money before the start of the tour, to avoid delays on tour, as it can be difficult to obtain cash at ATMs.

Please note that due to past problems with forgery, \$US notes that are older than year 2006 are not accepted in Africa.

Large note (\$US 50, \$US 100 etc) can be difficult to change in some places, but will gain you the best exchange rate.

If you plan to buy your visas at borders, you will need to bring \$USD cash to pay for these visas. Please note you cannot use the local currency or any other currency to buy these visas- they must be purchased in USD.

Please do not bring Travellers' cheques to Africa. They are difficult if not impossible to exchange in many places.

Visa/Plus system cards are the most widely accepted debit cards. it is harder to find machines Mastercard/Cirrus cards. We highly recommend that if you hold a Mastercard, you obtain a Visa card prior to departure and travel with both. This is also useful should something unforeseen happen to one of your cards during your travels.

While there are many ATMs in the major centres, there are no guarantees that your credit or debit cards will actually work in Africa. Check with your bank

Credit cards can be used in major cities and towns **ONLY** but please do not rely on them as a method of payment because they are generally not widely accepted. You should be aware that to purchase products or services on a credit card a fee of 5%-10% usually applies. The majority of our optional activities can also be paid by credit card. Your CEO will advise on these.

Please note that in many areas there may be occasional power outages, where there will be no electricity for hours at a time. In addition, ATMs outside of larger centers often run out of cash or can be out of order unexpectedly. These factors could affect your ability to access money from ATMs. As such, please do not rely on credit or debit cards as your only source of money.

A combination of foreign currency and debit/credit cards for cash advances is best. Always take more rather than less, as you don't want to spoil the trip by constantly feeling short of funds.

As currency exchange rates can fluctuate often we ask that you refer to the following website for daily exchange rates: www.xe.com.

Emergency Fund

Please also make sure you have access to at least an additional USD \$200 (or equivalent) as an 'emergency' fund, to be used when circumstances outside our control (ex. a natural disaster) require a change to our planned route. This is a rare occurrence!

Departure Tax

USD20, may be included in the international air ticket

Tipping

Tipping is an expected, though not compulsory, component of your tour program. The gesture serves as an expression of appreciation for exceptional service, and amounts given are up to your discretion.

Tipping is one of the most direct ways that you can have a positive economic impact within the African community. Although it may not be customary for you, it is an important source of income for those in the tourism industry. Giving a tip should be seen as a formal 'thank you', and the action should in no way be awkward.

The best method of tipping someone that has served the whole group is to plan in advance, and not rush when it comes to saying goodbye. A suggestion would be for each group member to contribute anonymously by putting their tip into an envelope. This often works the best and the group should gather to present the gift to the recipient(s), offering their thanks and showing their appreciation. This method brings the action out into the open, allowing for a friendly and appreciative interaction between the group and the recipient(s).

You may use the following as a guideline, all given in a per person format:

CEO: \$5-8 USD (per day, per person)

Local guides: \$2-3 USD (per day)

Safari Guide/Driver: \$2-3 USD (per day)

Restaurant Staff: 10-15% of cost of bill

Optional Activities

Nairobi

- The Carnivore Restaurant (51-82USD per person)
- Karen Blixen Museum (34-73USD per person)
- Railway Museum (6USD per person)
- National Museum (21-33USD per person)
- David Sheldrick Elephant Orphanage Visit (26-65USD per person)

Serengeti National Park

- Serengeti Balloon Safari (599USD per person)

Arusha

- Zanzibar Express Southbound

Jambiani

- Snorkelling (35-60USD per person)
- Swahili Cultural Tour (70-200USD per person)

Nungwi

- Scuba Diving (65USD per person)

Kendwa

- Safari Blue - Sailing Day Trip (60-100USD per person)

Jozani Forest

- Jozani Forest Tour (35-150USD per person)

Stone Town

- Stone Town Walking Tour (20-40USD per person)

Kande Beach

- Snorkelling
- Village Walk
- Swimming

Mfuwe

- South Luangwa Wildlife Safari Drive
- South Luangwa Walking Safari



Victoria Falls

- Victoria Falls Visit (30USD per person)
- Full Day Excursion to Chobe National Park (170USD per person)
- Zambezi River Sunset Cruise (50USD per person)
- Victoria Falls Whitewater Rafting (135USD per person)
- Zambezi Bungee Jump (168USD per person)
- Princess Laundry Service (10USD per person)
- Victoria Falls Helicopter Ride - 25min (299USD per person)
- Victoria Falls Helicopter Ride - 15min (165USD per person)

Victoria Falls

- Bridge Swing over the Zambezi (168USD per person)
- Zipline over the Zambezi (47USD per person)

Tshipise

- Hot Springs Soak

Kruger National Park

- Kruger National Park Open Vehicle Wildlife Safari Drive - Full day (800ZAR per person)

Health

We recommend you contact your family physician, or your local travel clinic for the most up-to-date health information at least one month before departure. Travellers should also carry a basic first-aid kit and hand sanitizers/antibacterial wipes on their travels. Medical facilities are basic throughout these countries. For your own safety, we strongly recommend that you advise your tour leader of any medical condition that may affect you while travelling with the group. Your tour leader will be able to inform you of local health advisories (e.g. drinking water quality). Please ensure you have all the inoculations recommended by your doctor.

Yellow Fever Certificate Note: (Updated: May 2017)

It is compulsory to show a valid Yellow Fever Certificate if you are travelling to the following Travel There Co-visited countries from a Yellow Fever endemic country:

- Botswana
- Ethiopia
- Kenya
- Madagascar
- Malawi
- Mozambique
- Namibia
- Rwanda
- South Africa
- Swaziland
- Uganda
- Zambia
- Zimbabwe

For some of these countries, proof of Yellow Fever vaccination is also required for passengers who have travelled more than 12 hours through the airport of an endemic country. If other countries not endemic to Yellow Fever have been visited after visiting an endemic country, then a Yellow Fever certificate may still be required on entry. Please check country-specific regulations before your departure.

Malaria

Malaria is a mosquito-borne disease that is present in some regions in Africa. Risk of malaria can increase

during periods of heavy rain, during the rainy seasons, and in densely populated areas of Southern & East Africa. To prevent malaria, we recommend speaking to your doctor about taking preventative medication (prophylaxis), combined with regular use of insect repellent spray/cream. Please check updated travel health advisories specific to malaria before your departure.

Safety and Security

Many national governments provide a regularly updated advice service on safety issues involved with international travel. We recommend that you check your government's advice for their latest travel information before departure. We strongly recommend the use of a neck wallet or money belt while travelling, for the safe keeping of your passport, air tickets, travellers' cheques, cash and other valuable items. Leave your valuable jewellery at home - you won't need it while travelling. Many of the hotels we use have safety deposit boxes, which is the most secure way of storing your valuables. A lock is recommended for securing your luggage. When travelling on a group trip, please note that your CEO has the authority to amend or cancel any part of the trip itinerary if it is deemed necessary due to safety concerns. Your CEO will accompany you on all included activities. During your trip you will have some free time to pursue your own interests, relax and take it easy or explore at your leisure. While your CEO will assist you with options available in a given location please note that any optional activities you undertake are not part of your itinerary, and we offer no representations about the safety of the activity or the standard of the operators running them. Please use your own good judgment when selecting an activity in your free time. Although the cities visited on tour are generally safe during the day, there can be risks to wandering throughout any major city at night. It is our recommendation to stay in small groups and to take taxis to and from restaurants, or during night time excursions.

Protests and Demonstrations- Protests and demonstrations, even those that are well intended, have the potential to turn violent with no warning. Counter protests can also turn violent. Action by security forces to disperse demonstrators and protesters may occur at any time. If you are in an area where demonstrators or protesters are gathering, avoid the temptation of staying for a good photo opportunity and leave the area immediately.

Water based activities have an element of danger and excitement built into them. We recommend only participating in water based activities when accompanied by a guide(s). We make every reasonable effort to ensure the fun and adventurous element of any water based activities (in countries with varying degrees of operating standards) have a balanced approach to safety. It is our policy not to allow our CEOs to make arrangements on your behalf for water based activities that are not accompanied by guide(s).

Swimming, including snorkeling, is always at your own risk.

We take all prudent measures in relation to your safety. For ways to further enhance your personal safety while traveling, please visit:

<http://www.gadventures.com/travel-resources/safety/>
www.gadventures.com/travel-resources/safety/

Trip Specific Safety

NAIROBI and Dar es Salaam and Lusaka

...aren't classed as safe cities. Some precautions you should take are:

- *Always leave your passport (It's better to carry a photocopy of it instead), traveller's cheques, flight tickets and money that you won't be using in the safe deposit at the hotel reception. This is free of charge to Travel There Co clients.
- *Remember that like in any other city, you should never leave your bags unattended, nor flaunt jewellery, cameras etc.
- *Please don't wander through the city to unknown areas especially at night. Stick to the main streets only during the day, and after sundown, please take a taxi. Taxis can be organised from reception. Also, take the address of the hotel with you.
- *People are generally friendly, but don't let people take advantage of you, especially the sales people!
- * Beware of people approaching you on the street with an apparent interest of where you are from, and want to sit down and have a chat with you. These people are con men and will ask you for money.

* People on the street who ask you if you want a safari and have a brochure are often con men, best to avoid these folk. Besides, you're already on safari. Zanzibar can be unsafe to single female travellers. Please always have a male companion with when walking in Stone Town.

ARUSHA and Lilongwe:

many of the above precautions should be taken in these cities, however these towns generally have a more relaxed and friendly vibe, there are many beggars, street sellers and safari touts. These are best avoided by a polite but firm NO THANK YOU!

Zanzibar:

Remember that Zanzibar is overwhelmingly Muslim. Women who do not dress modestly, or men in shorts, are likely to cause offense to locals and are likely to attract unwanted attention.

In coastal areas, both male and female prostitution is widespread. Single female travellers in particular should be wary of 'beach boys'. These male prostitutes often employ aggressive methods of socializing with female tourists with their end goal being to solicit sex, money or other benefits. The prevalence of HIV is extremely high in this region, and we urge all travellers to exercise extreme caution.

Our suggestion is to dress moderately, and drink moderately. At all times be aware of your surroundings, and your actions, and to exercise caution.

PHOTOGRAPHY:

Please do not take photo's of Police stations or at Cross borders Airports, army barracks and personnel or any Government building. It is against the law and will result in the minimum of your film and camera being confiscated.

Please note that the use of drones in national parks in Southern Africa is prohibited.

Medical Form

A Couple of Rules

Illegal drugs will not be tolerated on any trips. Possessing or using drugs not only contravenes the laws of the land but also puts the rest of the group at risk. Smoking marijuana and opium is a part of local culture in some parts of the world but is not acceptable for our travellers. Our philosophy of travel is one of respect towards everyone we encounter, and in particular the local people who make the world the special place it is. The exploitation of prostitutes is completely contrary to this philosophy. Our CEOs have the right to expel any member of the group if drugs are found in their possession or if they use prostitutes.

A Word of Warning

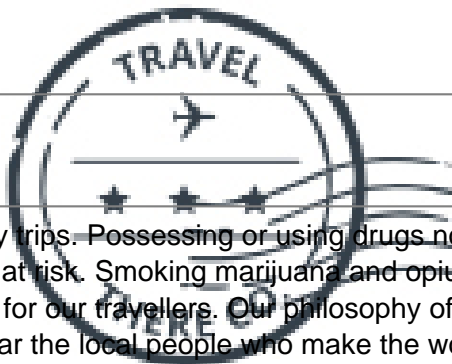
Travel Insurance

Travel Insurance: Travel insurance is compulsory in order to participate on any of our trips. When travelling on a group trip, you will not be permitted to join the group until evidence of travel insurance has been sighted by your CEO, who will take note of your insurance details. When selecting a travel insurance policy please bear in mind that all clients must have medical coverage and that we require a minimum coverage of USD 200,000 for repatriation and emergency rescue. We strongly recommend that the policy also covers personal liability, cancellation, curtailment and loss of luggage and personal effects. If you have credit card insurance we require proof of purchase of the trip (a receipt of credit card statement) with a credit card in your name. Contact your bank for details of their participating insurer, the level of coverage and emergency contact telephone number.

Local Dress

Feedback

After your travels, we want to hear from you! Your feedback information is so important to us that we'll give you



5% off the price of your next Travel There Co trip if your feedback is completed on-line within 30 days of finishing your trip. Your tour evaluation will be e-mailed to you 24 hours after the conclusion of your trip. If you do not receive the tour evaluation link in the days after your tour has finished, please drop us a line at customerservice@gadventures.com and we will send it on to you.

Minimum Age

Minimum age of 18 years for this trip.

International Flights

Check-in times and baggage allowances/restrictions vary by airline and can change at any time. For the most up-to-date information for your flight, please contact your airline. We recommend checking in online in advance to avoid potential delays at the airport.

Last updated: Thu 30 Jan '25

