



TRAVEL THERE CO

6455 N Union Blvd Suite 100 TT
Colorado Springs,
CO 80918
Phone: +1 888-688-8954
E-mail: info@travelthereco.com
Web: www.travelthereco.com

Canadian Rockies: National Parks Eastbound

Days: Vancouver to Calgary

What's Included

Your Welcome Moment: Meet Your CEO and Group

Your First Night Out Moment: Connect With New Friends

Your Discover Moment: Whistler

Your Big Night Out Moment: Wells Gray Park. Entrance fees to all national and provincial parks with walking and hiking excursions. Stop at Columbia Icefield. Half-day canoe tour in Wells Gray Provincial Park. Half-day whale watching tour by Zodiac. Self-inflating mattresses and dome tents. All transport between destinations and to/from included activities.

The information in this trip details document has been compiled with care and is provided in good faith. However it is subject to change, and does not form part of the contract between the client and the operator. The itinerary featured is correct at time of printing. It may differ slightly to the one in the brochure. Occasionally our itineraries change as we make improvements that stem from past travellers, comments and our own research. Sometimes it can be a small change like adding an extra meal along the itinerary. Sometimes the change may result in us altering the tour for the coming year. Ultimately, our goal is to provide you with the most rewarding experience. Please note that our brochure is usually released in November each year. If you have booked from the previous brochure you may find there have been some changes to the itinerary.

VERY IMPORTANT: Please ensure that you print a final copy of your Trip Details to review a couple of days prior to travel, in case there have been changes that affect your plans.

Itinerary

Highlights

Enjoy the scenery of western Canada, create a postcard-perfect photo in Jasper National Park, sip lattes and people-watch in Vancouver, be awed by the mighty Rockies, road trip through two Canadian provinces.

Dossier Disclaimer

The information in this trip details document has been compiled with care and is provided in good faith. However it is subject to change, and does not form part of the contract between the client and the operator. The itinerary featured is correct at time of printing. It may differ slightly to the one in the brochure. Occasionally our itineraries change as we make improvements that stem from past travellers, comments and our own research. Sometimes it can be a small change like adding an extra meal along the itinerary. Sometimes the change may result in us altering the tour for the coming year. Ultimately, our goal is to provide you with the most rewarding experience. Please note that our brochure is usually released in November each year. If you have booked from the previous brochure you may find there have been some changes to the itinerary.

VERY IMPORTANT: Please ensure that you print a final copy of your Trip Details to review a couple of days prior to travel, in case there have been changes that affect your plans.

Itinerary Disclaimer

While it is our intention to adhere to the route described below, there is a certain amount of flexibility built into the itinerary and on occasion it may be necessary, or desirable to make alterations. The itinerary is brief, as we never know exactly where our journey will take us. Due to our style of travel and the regions we visit, travel can be unpredictable. The Trip Details document is a general guide to the tour and region and any mention of specific destinations or wildlife is by no means a guarantee that they will be visited or encountered. Aboard expedition trips visits to research stations depend on final permission.

Additionally, any travel times listed are approximations only and subject to vary due to local circumstances.

Important Notes

1. PARTICIPATION

An essential part of your trip is participation - from putting up your tent (while camping) or packing it away in the morning, to helping with meal preparation and cleaning up - it is all part of your adventure and when everyone puts in a little effort the trip will run smoothly. Your CEO will do all the meal planning, but we do ask the clients to help with the preparation and washing up. Team spirit is part of the fun! All camping equipment (with the exception of your sleeping bag and pillow) is supplied. We supply dome tents and assembly/disassembly takes only 5 minutes. All tents have built-in insect nets. Comfortable, self-inflating mattresses are also provided, which are approximately 4cm thick.

2. SLEEPING BAGS

Proper sleeping bags are necessary for this tour. Evening temperatures can reach -9°C - 0°C. Please ensure that your sleeping bag is rated to (-17°C for spring and fall trips and 0°C for trips June - Sept). If you prefer you can purchase a proper sleeping bag on the first day of the trip. Prices range from \$60-\$150USD.

3. TRANSPORTATION

In order to cover the vast distance in North America to be able to visit several different parks and cities along our trip, we will have a couple of long driving days.

4. HIKING

All walks and hikes proposed by our CEO will be easy to moderate level. You may choose to participate or not, but exploring our national parks on foot is part of our way of travelling. It's a healthy way to discover North America's beauty and landscape.

5. COMBO TRIP

Please note that some trips could be a combination of multiple G Adventure tours. You should expect some group members to join or leave the tour between tour segments.

6. LEGAL DRINKING AGE

Please note that the legal drinking age in the United States is 21 and in Canada, 19 (with Alberta and Quebec at 18). Many bars and clubs will ask for ID at the door, therefore listening to live music in certain bars or spending a night out in Las Vegas or New Orleans is not possible when you are under the legal age, even if you don't plan on consuming alcohol. Drinking laws in both countries are strictly enforced and our CEOs are unable to help those under age obtain alcohol of any kind.

While this should not stop those under legal drinking age from booking a tour, it is important to note that if a traveller is under-age there are certain optional nighttime activities that they may not legally be able to participate in. When trying to book the right trip, we recommend that travellers under legal drinking age take this into consideration when booking a tour that visits several big cities.

Group Leader Description

This Travel There Co group trip is accompanied by one of our group leaders, otherwise known as a Chief Experience Officer (CEO). The CEO will be the group manager, leader and driver - this person is experienced in the routes travelled and will organize and lead the meal preparations and has experience in cooking a variety of local and international dishes for large groups.

As the group coordinator and manager, the aim of the CEO is to take the hassle out of your travels and to help you have the best trip possible. While not being guides in the traditional sense, you can expect them to have a broad general knowledge of the countries visited on the trip, including historical, cultural, religious and social aspects. They will also offer suggestions for things to do and to see, recommend great local eating venues and introduce you to our local friends.

We also use local guides where we think more specific knowledge will add to the enjoyment of the places we are visiting - we think it's the best of both worlds.

Group Size Notes

Max 12, avg 11.

Meals Included

12 breakfasts, 11 lunches, 9 dinners

Meals

All included meals will be prepared from goods bought en route from supermarkets, local shops and markets. Breakfasts will generally consist of breads and cereals, if time allows a warm breakfast may be prepared. Many lunches will be provided en-route and will be light meals such as sandwiches and/or salads. All evening meals will be freshly-prepared hot meals, and will consist of a variety of continental and local dishes.

Transport

Air-conditioned private vehicle, hiking, ferry, canoe, Zodiac

About our Transportation

For this trip we use 15-passenger vans for up to 12 people plus the CEO/Driver. For groups of 8 and more travellers, we also use a trailer to carry luggage. These durable vehicles allow us to drive on most types of roads in North America.

Each van has a front passenger seat and 4 benches that will accommodate 3 people each with mandatory seat belts to keep us secure and safe. No standing is permitted in these vehicles.

This is not a physically demanding journey, but with limited space in the van, long drive days can be difficult. Please take note of the travel times and distances in the above itinerary. There is air conditioning to cool things down on warm days to keep everyone more comfortable. Despite some of the long days, most travellers feel that the diversity of the North American landscape, culture, and wildlife are all well worth the experience!

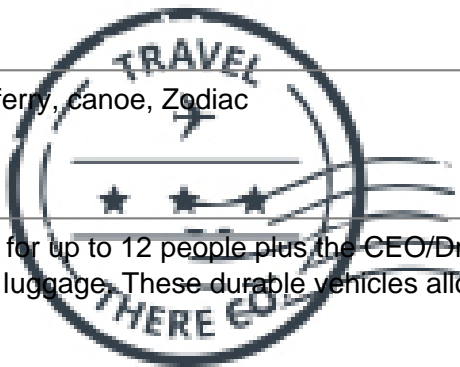
Local Flights

Solo Travellers

We believe single travellers should not have to pay more to travel so our group trips are designed for shared accommodation and do not involve a single supplement. Single travellers joining group trips are paired in twin or multi-share accommodation with someone of the same sex for the duration of the trip. Some of our Independent trips are designed differently and single travellers on these itineraries must pay the single trip price.

Accommodation

Hostel (1 nt, same-sex multi-share), participation camping (12 nts)



About Accommodation

Accommodation will be varied throughout your adventure. We use a combination of hotels and hostels, but most of the nights on tour are spent camping in tents in public and private campgrounds.

Multi-share accommodation, on a single-sex basis (typically 4-6 people per room), is common in the U.S. and is the way you will be spending your hostel nights. We have specifically chosen unique accommodations to give local flavor to your trip.

Couples: Please note that due to the types of accommodation used in the U.S., couples will likely be split into separate rooms where we use multi-share hostels. Pending availability, couples may be able to pay extra while on tour to have their own room in some destinations.

All camping equipment (with the exception of your sleeping bag and pillow) is supplied, including comfortable camp mattresses. We supply dome tents that take only 5 minutes to assemble/disassemble. They are good quality, durable, industry-standard, oversized 2-person tents, each with 2 separate and convenient zip-up doors, so that each person has his/her own entrance.

We use 2 types of campgrounds in North America:

1. Private campgrounds: These are privately run sites, usually with all services such as fire pits, picnic tables, drinking water, toilets & shower buildings. Some have small outdoor swimming pools and laundry facilities. These campgrounds are typically located near national park entrances or towns.

2. Public campgrounds: These are park-run sites, usually with basic facilities such as fire pits, picnic tables, and drinking water. In some cases, this type of campground doesn't have showers, only pit toilets and a lake! In other locations, toilet and shower facilities may be located outside the campground, or at times in another location a drive away. Some may have shower fees for onsite facilities (\$2-6/shower).

Joining Hotel

For details of your joining hotel please refer to your tour voucher, G Account, the Travel There Co App or contact your travel agent.

Joining Instructions

Please head to the Arrivals/Baggage Claim Level at both International and Domestic Terminals. From here you have two transport options; Public Taxi or Public Transit. All transportation is located on the Arrivals/Baggage Claim Level at both International and Domestic Terminals.

Taxi

The airport is located 14 kilometers from downtown Vancouver. On the Arrivals/Baggage Claim Level continue to the designed taxi zones located right outside the Arrivals Hall on level 2. An attendant will be there to help. The approximate fare to downtown Vancouver is between 28\$ CAD and 32\$ CAD (depending on traffic) plus gratuity.

Public Transit – Canada Line

The Canada Line is Vancouver's new rapid transit rail link connecting YVR to downtown Vancouver in 26 minutes. It's a fast and easy way to get to the city centres. You can conveniently access trains from both the International and Domestic Terminals. The Canada Line is accessible by elevator from both the arrivals and departures level. For assistance in locating the Canada Line, please ask one of our friendly Green Coat Volunteers located throughout the terminals. If there is no attendant please call 604-953-3333 between 6:30 a.m. and 11:30 p.m, 7 days a week.

From: AIRPORT - YVR, GRANT MCCONACHIE WAY, RICHMOND

To: 1221 GRANVILLE ST, VANCOUVER

Cash Fare: \$8.75 for an adult

Include 1 transfer

1. SKYTRAIN - platform sign CANADA LINE TO WATERFRONT (approx 25 minutes)

Leaving from YVR-AIRPORT STATION EASTBOUND



Arriving at VANCOUVER CITY CTR STN NORTHBOUND

2. Transfer to 6 DAVIE

Leaving from SB GRANVILLE ST NS ROBSON ST

Arriving at WB DAVIE ST FS GRANVILLE ST

The train station is 0.28km from the hotel. As you get out of the station turn left heading south east on Davie Street to reach Granville Street (next corner). Turn left, your hotel is located at 1221 Granville Street.

Please note that Day 1 is an arrival day and no activities have been planned for that day other than your welcome meeting in the evening, so you can arrive at any time.

Your CEO will organize a short meeting soon after arrival, during which you will meet other tour participants and receive information about general and specific aspects of the trip. A welcome note will be left for you in the hotel so you have all the necessary information regarding the meeting time. If you arrive late, s/he will leave you a message detailing what time and where you should meet the next morning.

Arrival Complications

Emergency Contact

Should you need to contact us during a situation of dire need, it is best to first call the Travel There Co Local Representative. If for any reason you do not receive an immediate answer, please leave a detailed message and contact information, so they may return your call and assist you as soon as possible.

EMERGENCY CONTACT NUMBERS

Travel There Co Local Representative (Las Vegas)

From outside the USA: 1-412-423-8143

From within the USA: 412-423-8143



If you are unable for any reason to contact our local representative, please call the numbers listed below, which will connect you directly with our 24 hour Sales team, who will happily assist you.

Toll-free, North America only: 1 888 800 4100

Calls from UK: 0344 272 0000

Calls from Germany: 0800 365 1000

Calls from Australia: 1 300 796 618

Calls from New Zealand: 0800 333 307

Outside North America, Australia, New Zealand, Germany and the UK: +1 416 260 0999

What to Take

You will be on the move a lot, so our advice is to pack as lightly as possible.

For days in the outdoors, we recommend the use of lightweight, breathable, moisture-wicking fabrics made of wool or synthetic fibers. Cotton is not recommended for days spent hiking as it does not allow for heat or moisture to enter or escape, and it will not dry easily once wet.

We recommend using a backpack for your convenience, or a medium-sized suitcase if you prefer. Heavy luggage is not recommended for the health of the CEO, who will take a lead in loading the storage trailer. Due to space in the trailer, we will not be able to accommodate more than one piece of main luggage per person. A good size day-pack (20-35L) is also essential to carry your personal gear for the day, as access to luggage between destinations will be limited. This daypack will be used to carry your personal gear for the day, your

lunch and a water bottle.

It is important to pack clothes for warm days and cool evenings, as well as a light jacket. A set of smart casual clothes is also advisable.

NOTE: Mountains in the Canadian Rockies can have unpredictable weather with snow and heavy rain even in Summer time. Spring time could be snowy (until end of June) and fall season could start as soon as mid-August. Make sure you have equipment and clothing for all conditions!

Checklist

Camping:


- Hiking boots/sturdy walking shoes
- Sleeping bag and liner, 4 season
- Socks
- Thermal base layer
- Travel pillow
- Windproof rain gear

Cold Weather:

- Long-sleeved shirts or sweater
- Scarf
- Warm gloves
- Warm hat
- Warm layers

Documents:

- Flight info (required) (Printouts of e-tickets may be required at the border)
- Insurance info (required) (With photocopies)
- Passport (required) (With photocopies)
- Required visas or vaccination certificates (required) (With photocopies)
- Vouchers and pre-departure information (required)



Essentials:

- Binoculars (optional)
- Camera (With extra memory cards and batteries)
- Cash, credit and debit cards
- Day pack (Used for daily excursions or short overnights)
- Ear plugs
- First-aid kit (should contain lip balm with sunscreen, sunscreen, whistle, Aspirin, Ibuprofen, bandaids/plasters, tape, anti-histamines, antibacterial gel/wipes, antiseptic cream, Imodium or similar tablets for mild cases of diarrhea, rehydration powder, water purification tablets or drops, insect repellent, sewing kit, extra prescription drugs you may be taking)
- Flashlight/torch (Headlamps are ideal)
- Fleece top/sweater
- Footwear
- Hat
- Locks for bags
- Long pants/jeans
- Moneybelt
- Outlet adapter
- Personal entertainment (Reading and writing materials, cards, music player, etc.)
- Reusable water bottle
- Shirts/t-shirts
- Sleepwear
- Small travel towel
- Sunglasses
- Toiletries (Preferably biodegradable)
- Watch and alarm clock

- Waterproof backpack cover
- Windproof rain jacket

Health & Safety:

- Face masks (required)
- Hand sanitizer (required)
- Pen (Please bring your own pen for filling out documents.)
- Rubber gloves

Warm Weather:

- Sandals/flip-flops
- Shorts/skirts (Longer shorts/skirts are recommended)
- Sun hat/bandana
- Swimwear

Laundry

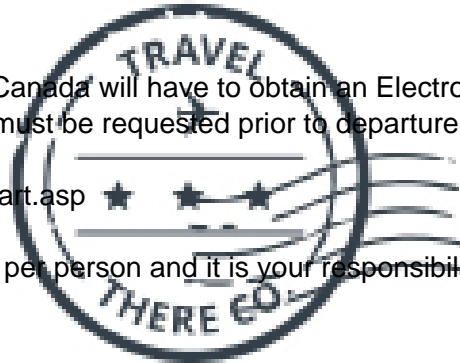
Laundry can be done at least once a week while on tour. Some private campgrounds and most cities have laundromats where you can buy soap and wash your laundry in coin-operated machines. Your CEO will advise you along the trip where you will be able to do your laundry.

Visas and Entry Requirements

All countries require a valid passport (with a minimum 6 months validity). Contact your local embassy, or consulate for the most up-to-date visa requirements, or see your travel agent. It is your own responsibility to have the correct travel documentation.

As of March 15, 2016, all travellers to Canada will have to obtain an Electronic Travel Authorization (ETA) from the Government of Canada. The ETA must be requested prior to departure for Canada through the following link:

<http://www.cic.gc.ca/english/visit/eta-start.asp>



The authorization has a fee of \$7 CAD per person and it is your responsibility to apply for the ETA prior to departure.

This policy does not apply to US citizens or nationalities that require a visa for Canada.

Spending Money

Every traveller is different and therefore spending money requirements will vary. Some travellers may drink more than others while other travellers like to purchase more souvenirs than most. Please consider your own spending habits when it comes to allowing for drinks, shopping and tipping. Please also remember the following specific recommendations when planning your trip.

Money Exchange

The Canadian currency is the Canadian Dollar (CAD).

Credit cards are accepted almost everywhere in Canada and can be used to purchase most items. When purchasing products or services with a foreign credit card in Canada, you may be charged additional fees by your credit card company for foreign purchases.

Credit cards and debit cards are very useful for cash advances but you must remember to bring your PIN number (be aware that many ATM machines only accept 4-digit PINs). Both Cirrus and Plus system cards are the most widely accepted debit cards. Both Visa and Master Cards are the most widely accepted credit cards. While ATMs are commonly available, there are no guarantees that your credit or debit cards will actually work check with your bank before you travel. A visit to an ATM can be arranged on Day 1 and other days of the trip.

Do not rely on credit or debit cards as your only source of money. A combination of Canadian Dollars as cash (preferably smaller bills, 5's, 10's and 20's) and credit cards is best.

Always take more rather than less, as you don't want to spoil the trip by constantly feeling short of funds.

As currency exchange rates can fluctuate often we ask that you refer to the following website for daily exchange rates: www.xe.com

Emergency Fund

Please also make sure you have access to at least an additional USD \$200 (or equivalent) as an 'emergency' fund, to be used when circumstances outside our control (ex. a natural disaster) require a change to our planned route. This is a rare occurrence!

Departure Tax

Tipping

It is customary in North America to tip service providers such as waiters, bartenders and taxi drivers, at approximately 18-20%, depending on the service. Tipping is an expected - though not compulsory - component of your tour program and an expression of satisfaction with the persons who have assisted you on your tour. Although it may not be customary to you, it is of considerable significance to the people who will take care of you during your travels. There are times during the trip where there is opportunity to tip any local guides used. Recommendations for tipping local guides would range from \$2-8 USD per activity depending on the quality and length of the service; ask your CEO for specific recommendations based on the circumstances and culture.

Also at the end of each trip if you felt your Travel There Co Chief Experience Officer did an outstanding job, tipping is appreciated. The amount is entirely a personal preference, however as a guideline \$5-10 USD per person, per day can be used as a guide. If your CEO(s) exceeded your expectations, feel free to tip more.

Optional Activities

Vancouver

- Welcome Dinner

Whistler

- Hiking (Free)
- Rafting (150CAD per person)
- Peak 2 Peak Gondola Ride (53CAD per person)
- Ziplining and Treetop Adventures (129CAD per person)
- Squamish Lil'wat Cultural Centre Visit (18CAD per person)

Wells Gray Park

- Spahats Creek Falls Visit (Free)

Jasper National Park

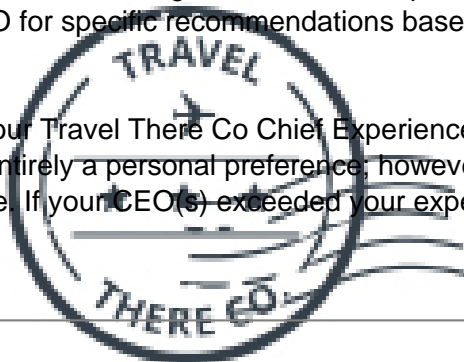
- Whitewater Rafting on Athabasca River (65-110CAD per person)
- Bald Hills Hike (Free)

Maligne Lake

- Boat Cruise to Spirit Island (65CAD per person)
- Canoe Ride (30-90CAD per person)

Athabasca Glacier

- Athabasca Glacier Ice Walk (100CAD per person)



Columbia Icefield

- Glacier Adventure (99CAD per person)

Golden

- Grizzly Bear Refuge Visit (40CAD per person)

Kicking Horse River

- Kicking Horse River White Water Rafting (110-135CAD per person)

Lake Louise

- The Fairmont Chateau Lake Louise Visit (Free)
- Plain of Six Glacier Hike (Free)

Banff

- Canoeing (18-36CAD per person)
- Cycling (10-30CAD per person)
- Hot Springs Soak (7.30CAD per person)

Johnston Canyon

- Johnston Canyon Hike (Free)

Banff National Park of Canada


- Banff Gondola Ride to Sulphur Mountain (42CAD per person)

Tunnel Mountain

- Tunnel Mountain Hike (Free)

Calgary

- Canada Olympic Park Visit (65CAD per person)



Health

Safety and Security

Many national governments provide a regularly updated advice service on safety issues involved with international travel. We recommend that you check your government's advice for their latest travel information before departure. We strongly recommend the use of a neck wallet or money belt while travelling, for the safe keeping of your passport, air tickets, travellers' cheques, cash and other valuable items. Leave your valuable jewellery at home - you won't need it while travelling. Many of the hotels we use have safety deposit boxes, which is the most secure way of storing your valuables. A lock is recommended for securing your luggage. When travelling on a group trip, please note that your CEO has the authority to amend or cancel any part of the trip itinerary if it is deemed necessary due to safety concerns. Your CEO will accompany you on all included activities. During your trip you will have some free time to pursue your own interests, relax and take it easy or explore at your leisure. While your CEO will assist you with options available in a given location please note that any optional activities you undertake are not part of your itinerary, and we offer no representations about the safety of the activity or the standard of the operators running them. Please use your own good judgment when selecting an activity in your free time. Although the cities visited on tour are generally safe during the day, there can be risks to wandering throughout any major city at night. It is our recommendation to stay in small groups and to take taxis to and from restaurants, or during night time excursions.

Protests and Demonstrations- Protests and demonstrations, even those that are well intended, have the potential to turn violent with no warning. Counter protests can also turn violent. Action by security forces to disperse demonstrators and protesters may occur at any time. If you are in an area where demonstrators or protesters are gathering, avoid the temptation of staying for a good photo opportunity and leave the area immediately.

Water based activities have an element of danger and excitement built into them. We recommend only participating in water based activities when accompanied by a guide(s). We make every reasonable effort to ensure the fun and adventurous element of any water based activities (in countries with varying degrees of operating standards) have a balanced approach to safety. It is our policy not to allow our CEOs to make arrangements on your behalf for water based activities that are not accompanied by guide(s).

Swimming, including snorkeling, is always at your own risk.

We take all prudent measures in relation to your safety. For ways to further enhance your personal safety while traveling, please visit:

www.gadventures.com/travel-resources/safety/

Trip Specific Safety

Medical Form

A Couple of Rules

Illegal drugs will not be tolerated on any trips. Possessing or using drugs not only contravenes the laws of the land but also puts the rest of the group at risk. Smoking marijuana and opium is a part of local culture in some parts of the world but is not acceptable for our travellers. Our philosophy of travel is one of respect towards everyone we encounter, and in particular the local people who make the world the special place it is. The exploitation of prostitutes is completely contrary to this philosophy. Our CEOs have the right to expel any member of the group if drugs are found in their possession or if they use prostitutes.

A Word of Warning

Travel Insurance

Travel Insurance: Travel insurance is compulsory in order to participate on any of our trips. When travelling on a group trip, you will not be permitted to join the group until evidence of travel insurance has been sighted by your CEO, who will take note of your insurance details. When selecting a travel insurance policy please bear in mind that all clients must have medical coverage and that we require a minimum coverage of USD 200,000 for repatriation and emergency rescue. We strongly recommend that the policy also covers personal liability, cancellation, curtailment and loss of luggage and personal effects. If you have credit card insurance we require proof of purchase of the trip (a receipt of credit card statement) with a credit card in your name. Contact your bank for details of their participating insurer, the level of coverage and emergency contact telephone number.


Local Dress

Feedback

After your travels, we want to hear from you! Your feedback information is so important to us that we'll give you 5% off the price of your next Travel There Co trip if your feedback is completed on-line within 30 days of finishing your trip. Your tour evaluation will be e-mailed to you 24 hours after the conclusion of your trip. If you do not receive the tour evaluation link in the days after your tour has finished, please drop us a line at customerservice@gadventures.com and we will send it on to you.

Minimum Age

Minimum age of 18 years for this trip.



International Flights

Check-in times and baggage allowances/restrictions vary by airline and can change at any time. For the most up-to-date information for your flight, please contact your airline. We recommend checking in online in advance to avoid potential delays at the airport.

Last updated: Sat 23 Nov '24

