



TRAVEL THERE CO


6455 N Union Blvd Suite 100 TT
Colorado Springs,
CO 80918
Phone: +1 888-688-8954
E-mail: info@travelthereco.com
Web: www.travelthereco.com

Lima to Rio: Coast to Coast

Days: Lima to Rio de Janeiro

What's Included

Your G for Good Moment: Ccaccacollo Community and Women's Weaving Co-op visit, Ccaccacollo
Your G for Good Moment: Handmade Biodegradable Soap Products
Your G for Good Moment: Jukil Community Experience & Lodge, Santiago de Agencha
Your G for Good Moment: Favela Experience, Rio de Janeiro
Your Welcome Moment: Meet Your CEO and Group
Your First Night Out Moment: Connect With New Friends
Your Foodie Moment: Huacachina Winery Visit, Huacachina
Your Discover Moment: Cusco
Your Foodie Moment: Sacred Valley Brewery, Ollantaytambo
Your Big Night Out Moment: Cusco
Your Local Living Moment: Lake Titicaca Homestay, Lake Titicaca
Your Discover Moment: Sucre
Your Discover Moment: Salta
Your Discover Moment: Buenos Aires
Your Discover Moment: Paraty
Your Discover Moment: Ilha Grande
Your Discover Moment: Rio de Janeiro. Sunset sandboarding & dune buggies (Huacachina). Pachamanca-style dinner (Nazca). Colca Canyon excursion. Inca Trail hike with a local guide and cook (4 days). Guided tour of Machu Picchu. Lake Titicaca excursion. Salar de Uyuni (Uyuni Salt Flats) excursion (3 days). Entrance and visit to Iguassu Falls. Internal flights. All transport between destinations and to/from included activities.



The information in this trip details document has been compiled with care and is provided in good faith. However it is subject to change, and does not form part of the contract between the client and the operator. The itinerary featured is correct at time of printing. It may differ slightly to the one in the brochure. Occasionally our itineraries change as we make improvements that stem from past travellers, comments and our own research. Sometimes it can be a small change like adding an extra meal along the itinerary. Sometimes the change may result in us altering the tour for the coming year. Ultimately, our goal is to provide you with the most rewarding experience. Please note that our brochure is usually released in November each year. If you have booked from the previous brochure you may find there have been some changes to the itinerary.

VERY IMPORTANT: Please ensure that you print a final copy of your Trip Details to review a couple of days prior to travel, in case there have been changes that affect your plans.

Itinerary

Highlights

Go sandboarding at sunset in Huacachina, Spot condors at Colca Canyon, conquer the Inca Trail on the way to Machu Picchu, experience traditional life on Lake Titicaca, cross the Salar de Uyuni and surrounding desert altiplano, Spend the night at a Travel There Co-supported community salt lodge, explore beautiful Buenos Aires

with a free day, Chill out at the beaches of Ilha Grande, Marvel at Iguassu Falls

Dossier Disclaimer

The information in this trip details document has been compiled with care and is provided in good faith. However it is subject to change, and does not form part of the contract between the client and the operator. The itinerary featured is correct at time of printing. It may differ slightly to the one in the brochure. Occasionally our itineraries change as we make improvements that stem from past travellers, comments and our own research. Sometimes it can be a small change like adding an extra meal along the itinerary. Sometimes the change may result in us altering the tour for the coming year. Ultimately, our goal is to provide you with the most rewarding experience. Please note that our brochure is usually released in November each year. If you have booked from the previous brochure you may find there have been some changes to the itinerary.

VERY IMPORTANT: Please ensure that you print a final copy of your Trip Details to review a couple of days prior to travel, in case there have been changes that affect your plans.

Itinerary Disclaimer

While it is our intention to adhere to the route described below, there is a certain amount of flexibility built into the itinerary and on occasion it may be necessary, or desirable to make alterations. The itinerary is brief, as we never know exactly where our journey will take us. Due to our style of travel and the regions we visit, travel can be unpredictable. The Trip Details document is a general guide to the tour and region and any mention of specific destinations or wildlife is by no means a guarantee that they will be visited or encountered. Aboard expedition trips visits to research stations depend on final permission.

Additionally, any travel times listed are approximations only and subject to vary due to local circumstances.

Important Notes

1. The rules and regulations controlling the Inca Trail and Machu Picchu are continually changing. Before embarking on your adventure to Peru it is very important that you familiarize yourself with the Inca Trail booking policies and guidelines as described in a document available on our website, at the following URL address:

<http://www.gadventures.com/terms-conditions/inca-trail-booking-policies/>

2. Please advise at time of booking if you do not wish to hike the Inca Trail. Instead, you will have 2 nights in Cusco, travel by train for a night in Aguas Calientes, and join the hikers for the tour of Machu Picchu.

3. Portions of the Inca Trail will be closed for general maintenance during the month of February each year. Also, closures may occur at various times throughout the year due to inclement weather or other conditions beyond our control. During these periods, any tour affected will hike the Lares Trek.

4. COMBO TRIP

Please note that this tour combines with other Travel There Co tours. As such, the staff and some travel companions on your tour may have previously been traveling together with Travel There Co, prior to Day 1 of your tour. Likewise, some staff and travel companions may be continuing together on another Travel There Co tour, after your trip concludes.

5. In our continued effort to support the rights of the porters on the Inca Trail, we would like ensure that they never exceed the weight limit for their packs as set out by the Peruvian authorities. Porters are allowed to carry no more than 6kg of personal belongings per hiker (for all other Peru treks the limit is 7kg). That means that including your sleeping bag, toiletries, clothing, etc, you are allowed a total weight of 6kg for the hike which will be carried in a duffle bag provided by our local office. Any additional weight must then be carried by you in your day pack. To help achieve this goal we recommend that you carry travel sized toiletries, that you bring sport sandals that can be worn with socks (which are lighter than running/walking shoes) and that you limit electronics to those that you are willing to carry. Any additional baggage can be left in Cusco, but is advised that you bring anything of value (eg. money, passport, credit cards, camera, etc) with you on the trek.

If at the end of your trek you felt your trekking guide and support team did an outstanding job, tipping is appreciated. The amount is entirely a personal preference, please see the Tipping section for guidelines.

6. Looking to add to your experience? Check out our Extras! Specially designed for travellers with unique interests, Extras are optional add-ons to your G adventures trip that make your adventure more you-centric. Extras must be booked prior to departure, please see details in our optional activities field and ask your sales GCO or travel agent about booking.

7. All travellers are required to pay the tax on domestic flights in Peru. Foreign travellers are exempt from this, and proving you are indeed a foreign traveller can be done by providing us with your international ticket number (ITN). Travellers who do not submit international ticket numbers at least 30 days prior to Day 1 of their tour will be required to pay the domestic tax on all included flights.

8. YELLOW FEVER


It may be required to show a Yellow Fever certificate upon entering the country visited. Please check in with your local health expert for advice on Yellow Fever and other inoculations required for this area.

LUGGAGE

Please Note: Aerolineas Argentinas allows 1 piece of luggage that weighs up to 15kg on internal flights. If luggage is overweight, the airline charges 850 ARS at check-in (approx. 15-20 USD).

Group Leader Description

All Travel There Co group trips are accompanied by one of our group leaders, a Travel There Co representative, or an expedition team. The aim of the group leader is to take the hassle out of your travels and to help you have the best trip possible. They will provide information on the places you are travelling through, offer suggestions for things to do and see, recommend great local eating venues and introduce you to our local friends. While not being guides in the traditional sense you can expect them to have a broad general knowledge of the countries visited on the trip, including historical, cultural, religious and social aspects. We also use local guides where we think more specific knowledge will add to the enjoyment of the places we are visiting- we think it's the best of both worlds.



Group Size Notes

Max 18, avg 14.

Meals Included

36 breakfasts, 8 lunches, 9 dinners

Meals

Eating is a big part of traveling. Travelling with Travel There Co you experience the vast array of wonderful food that is available out in the world. Generally meals are not included in the trip price when there is a choice of eating options, to give you the maximum flexibility in deciding where, what and with whom to eat. It also gives you more budgeting flexibility, though generally food is cheap. Our groups tend to eat together to enable you to taste a larger variety of dishes and enjoy each other's company. There is no obligation to do this though. Your CEO will be able to suggest favourite restaurants during your trip. On truck trips in Africa, aboard the expedition ship Explorer or our Galapagos yachts, while trekking in remote regions etc. food is included, plentiful and made of fresh local ingredients. The above information applies to Travel There Co group trips. For Independent trips please check the itinerary for details of meals included. For all trips please refer to the meals included and budget information for included meals and meal budgets.

Transport

Public bus, train, hiking, plane, 4x4 truck, ferry.

About our Transportation

Local Flights

All local flights are included in the cost of your tour unless otherwise noted. It is important that we have your passport information at the time of booking in order to process these tickets. Internal flight tickets are issued locally and will be given to you prior to the flight departure.

Please Note: Aerolineas Argentinas allows 1 piece of luggage that weighs up to 15kg on internal flights. If luggage is overweight, the airline charges 850 ARS at check-in (approx. 15-20 USD).

Solo Travellers

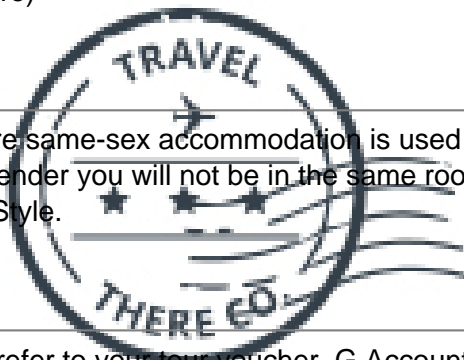
We believe single travellers should not have to pay more to travel so our group trips are designed for shared accommodation and do not involve a single supplement. Single travellers joining group trips are paired in twin or multi-share accommodation with someone of the same sex for the duration of the trip. Some of our Independent trips are designed differently and single travellers on these itineraries must pay the single trip price.

Accommodation

Simple hotels (29 nts, twin-share), hostels (9 nts, multi-share), overnight buses (4 nts), camping (3 nts), homestay (1 nt), Travel There Co-supported lodge/basic hotels on Salar de Uyuni excursion (2 nts, multi-share), estancia/ranch (2 nts, multi-share)

About Accommodation

Multi-share Accommodation: Multi-share same-sex accommodation is used on this tour, as such, if you are travelling with someone of a different gender you will not be in the same room. For private accommodation please see tours in our Classic Travel Style.



Joining Hotel

For details of your joining hotel please refer to your tour voucher, G Account, the Travel There Co App or contact your travel agent.

Joining Instructions

Jorge Chavez International Airport in Callao Lima, is approximately a 45-minute drive from the Miraflores district, where our joining hotel is located. The easiest way to get there is via taxi. Immediately after the customs and immigration area, as you head to the exits, you will find an official taxi stand. You can pay for the car at set (approximately \$27 USD) rates and won't need to worry about sorting out a ride outside the airport facilities, where the situation tends to get more chaotic, with many drivers vying for few clients. There are exchange facilities in the Arrivals area open 24 hours.

If you have paid in advance for an arrival transfer, a Travel There Co representative will be at the airport to meet you. If for any reason you are not met at the airport, please call our local support line. If you are unable to make contact for whatever reason, please make your way to the joining point hotel via taxi.

Please note that Day 1 is an arrival day and no activities have been planned for that day other than your welcome meeting in the evening, so you can arrive at any time.

A Travel There Co Representative will organize a short meeting soon after arrival, during which you will meet other tour participants and receive information about general and specific aspects of the trip. A welcome note will be left for you in the hotel so you have all the necessary information regarding the meeting time. If you arrive late, s/he will leave you a message detailing what time and where you should meet the next morning.

Arrival Complications

We don't expect any problems, and nor should you, but if for any reason you are unable to commence your trip as scheduled, as soon as possible please contact your starting point hotel, requesting that you speak to or leave a message for your CEO (if you are not on a group tour please refer to the emergency contact details provided in this dossier). If you are unable to get in touch with your leader, please refer to our emergency contact details. If you have pre-booked an airport transfer and have not made contact with our representative within 30 minutes of clearing customs and immigration, we recommend that you make your own way to the Starting Point hotel, following the Joining Instructions. Please apply to your travel agent on your return for a refund of the transfer cost if this occurs.

Emergency Contact

Should you need to contact us during a situation of dire need, it is best to first call either the Travel There Co Local Representative (if one is listed below) or our Travel There Co Local Office. If for any reason you do not receive an immediate answer, please leave a detailed message and contact information, so they may return your call and assist you as soon as possible.

AIRPORT TRANSFER

If you have purchased an arrival through Travel There Co or if an arrival transfer is included in the cost of your tour, please note that:

Your arrival transfer has been arranged based on flight information provided to us. If you are advised of a flight schedule change within 48 hours of your scheduled arrival time, we will do our best to rearrange your arrival transfer however we cannot guarantee this. If your arrival transfer does not arrive within 30 minutes after you have exited the arrivals area please take a taxi to your start point hotel.

EMERGENCY CONTACT NUMBERS

Travel There Co Office Lima, Peru.

During office hours (Weekdays, 9-6pm Local Time): +51 1 241 1650 or 01 241 1650 (from mobile within Peru) or 241 1650 (from payphone within Peru)

After hours Emergency number: +51 99 758 2712,



If you are unable for any reason to contact our local office, please call the numbers listed below, which will connect you directly with our 24 hour Sales team, who will happily assist you.

Toll-free, North America only: 1 888 800 4100

Calls from UK: 0344 272 0000

Calls from Germany: 0800 365 1000

Calls from Australia: 1 300 796 618

Calls from New Zealand: 0800 333 307

Outside North America, Australia, New Zealand, Germany and the UK: +1 416 260 0999

What to Take

Most people automatically assume that the weather is hot in South America however the weather varies greatly. Be prepared for rain and thunder storms in the wet season (from December to March), especially in the Amazon. Temperatures of -10C and lower are frequent around Uyuni and the Altiplano (high plateau). It is best to layer clothes rather than wearing a heavy parka. This allows you to accommodate clothing to varying degrees of temperatures and wet/dry/windy weather conditions.

We recommend using a backpack for your convenience, or a medium-sized suitcase if you prefer. A daypack is also essential for carrying everyday items. Space is limited on transportation, so there is a limit of one main piece of luggage per person. You will be responsible for carrying your own luggage.

Checklist

Available for Rent:

- Camping mattress/sleep mat (45 soles)
- Sleeping bag (45 soles)
- Walking poles (15 soles each (30 per pair))

Cold Weather:

- Long-sleeved shirts or sweater
- Scarf
- Warm gloves
- Warm hat
- Warm layers

Documents:

- Flight info (required) (Printouts of e-tickets may be required at the border)
- Insurance info (required) (With photocopies)
- Passport (required) (With photocopies)
- Required visas or vaccination certificates (required) (With photocopies)
- Vouchers and pre-departure information (required)

Essentials:

- Binoculars (optional)
- Camera (With extra memory cards and batteries)
- Cash, credit and debit cards
- Day pack (Used for daily excursions or short overnights)
- Ear plugs
- First-aid kit (should contain lip balm with sunscreen, sunscreen, whistle, Aspirin, Ibuprofen, bandaids/plasters, tape, anti-histamines, antibacterial gel/wipes, antiseptic cream, Imodium or similar tablets for mild cases of diarrhea, rehydration powder, water purification tablets or drops, insect repellent, sewing kit, extra prescription drugs you may be taking)
- Flashlight/torch (Headlamps are ideal)
- Fleece top/sweater
- Footwear
- Hat
- Locks for bags
- Long pants/jeans
- Moneybelt
- Outlet adapter
- Personal entertainment (Reading and writing materials, cards, music player, etc.)
- Reusable water bottle
- Shirts/t-shirts
- Sleepwear
- Small travel towel
- Sunglasses
- Toiletries (Preferably biodegradable)
- Watch and alarm clock
- Waterproof backpack cover
- Windproof rain jacket



Health & Safety:

- Face masks (required)
- Hand sanitizer (required)
- Pen (Please bring your own pen for filling out documents.)
- Rubber gloves

Inca Trail:

- Hiking pants (Convertible/Zip-off and quick dry recommended)
- Pack liners to waterproof bags
- Rain gear
- Sleeping bag (Also available for rent)
- Thermal base layer

- Travel pillow
- Walking poles, rubber-tipped (Also available for rent)
- Waterproof hiking boots

Warm Weather:

- Sandals/flip-flops
- Shorts/skirts (Longer shorts/skirts are recommended)
- Sun hat/bandana
- Swimwear

Note: The best clothing for trekking is either wool or synthetic materials in layers, as this is quick-drying and can keep heat in better. We suggest a base-layer, then a mid-layer such as a light fleece jacket or similar, then a windproof and waterproof layer.

Please note for trekking rentals credit cards are the preferred method of payment.

Laundry

Laundry facilities are offered by some of our hotels for a charge. There will be times when you may want to or have to do your own laundry so we suggest you bring non-polluting/biodegradable soap.

Visas and Entry Requirements

All countries require a valid passport (with a minimum 6 months validity). Contact your local embassy, or consulate for the most up-to-date visa requirements, or see your travel agent.

BRAZIL VISA

Some nationalities need a tourist visa in order to enter Brazil. Please contact your local Brazilian Embassy to find out if you need to apply for one and for further details. If you are required to have a visa you will need to get one before entering Brazil, otherwise you will be refused entry.

Processing fees and time frames depend on each country, but can take 2 weeks or longer, so we advise you to apply for it as early as possible.

You can apply for Brazil's e-visa here: <http://www.visglobal.com/Brazil-eVisa/>



Spending Money

Every traveller is different and therefore spending money requirements will vary. Some travellers may drink more than others while other travellers like to purchase more souvenirs than most. Please consider your own spending habits when it comes to allowing for drinks, shopping and tipping. Please also remember the following specific recommendations when planning your trip.

Money Exchange

The currency in Brazil is the Brazilian Real (BRL), in Uruguay the Uruguayan Peso (UYU), in Argentina the Argentine Peso (ARS), in Chile the Chilean Peso (CLP), in Bolivia the Boliviano (BOB), and in Peru the Nuevo Sol (PEN).

Credit cards and debit cards are very useful for cash advances. Visa cards are the most widely accepted cards. While ATMs are widely available, there are no guarantees that your credit or debit cards will actually work in Latin America. Check with your bank.

You should be aware that to purchase products or services on a credit card a fee of 5%-10% usually applies.

Do not rely on credit or debit cards as your only source of money, a combination of US dollar cash and cards is best. Please bear in mind that cost of living in the southern cone countries (Argentina, Brazil, Chile) is much higher than the rest of South America, and in the case of Argentina, more comparable with Europe. Always

take more rather than less, as you don't want to spoil the trip by constantly feeling short of funds.

We do not recommend bringing travellers cheques as they are very difficult to change in country.

CURRENCY EXCHANGE TIP: Please be advised that slightly torn notes, notes that have been heavily marked or are faded may be difficult to exchange. It is best to bring notes in fairly good condition, in denominations lower than 100USD (or equivalent).

As currency exchange rates can fluctuate often we ask that you refer to the following website for daily exchange rates: www.xe.com

Emergency Fund

Please also make sure you have access to at least an additional USD \$200 (or equivalent) as an 'emergency' fund, to be used when circumstances outside our control (ex. a natural disaster) require a change to our planned route. This is a rare occurrence!

Departure Tax

USD \$36

Tipping

It is customary in Latin America to tip service providers such as waiters, at approximately 10%, depending on the service. Tipping is an expected - though not compulsory - component of your tour program and an expression of satisfaction with the persons who have assisted you on your tour. Although it may not be customary to you, it is of considerable significance to the people who will take care of you during your travels. There are several times during the trip where there is opportunity to tip the local guides or drivers we use. Recommendations for tipping drivers and local guides would range from \$5-10 USD per day depending on the quality and length of the service; ask your CEO for specific recommendations based on the circumstances and culture.

If at the end of your trek you felt your trekking guide and support team did an outstanding job, tipping is appreciated. The amount is entirely a personal preference, however as a guideline, we suggest each hiker contributes the following to a collective pool.

Inca Trail:

Head guide: 10-25 USD

Assistant guide: 5-12 USD

Your trekking crew: 40 USD

Lares Trek:

Head guide: 10-25 USD

Assistant guide: 4-10 USD

Your trekking crew: 35 USD

Also at the end of each trip if you felt your Travel There Co CEO did an outstanding job, tipping is appreciated. The amount is entirely a personal preference, however as a guideline \$20-25 USD per person, per week can be used.

Optional Activities

Lima

- Lima Cooking Class (4hrs) (79USD per person)
- Lima Biking Culinary Tour - Bike & Bite (75USD per person)
- Magic Circuit of Water and Tapas Night (68USD per person)
- Barranco Bohemian Neighbourhood Tour (45USD per person)
- Lima City Tour (65-85USD per person)

Pachacamac

- Pachacamac and Paso Horse Show (98USD per person)

Nazca

- Nazca Desert Cemetery and Potter's Studio Guided Tour (80PEN per person)
- Flight over Nazca Lines

Arequipa

- Juanita Museum (60PEN per person)
- Arequipa City Tour
- Santa Catalina Monastery Visit (60PEN per person)
- Arequipa City and Area Panoramic Bus Tour (20USD per person)

Chivay

- Hot Springs (15PEN per person)

Cusco

- La Merced Visit
- Cusco City Tour (45PEN per person)
- Inka Museum (10PEN per person)
- Cusco Tourist Ticket (130PEN per person)
- Cusco Cooking Class
- Rainbow Mountain Hike - Full-day Trip

Urubamba

- **Whitewater Rafting Urubamba (165PEN per person)

Puno

- Sillustani Burial Towers Entrance (45PEN per person)

Lake Titicaca

- Lake Titicaca Kayaking

La Paz

- Valley of the Moon Tour (150BOB per person)
- Witches' Market Visit
- La Paz City Tour (90BOB per person)
- Optional Welcome Meeting for Travellers on Combos
- Death Road Biking Adventure

Sucre

- Hiking
- Mountain Biking
- Sunday Tarabuco Market (40BOB per person)
- Sucre Dinosaur Tracks Excursion

Potosí

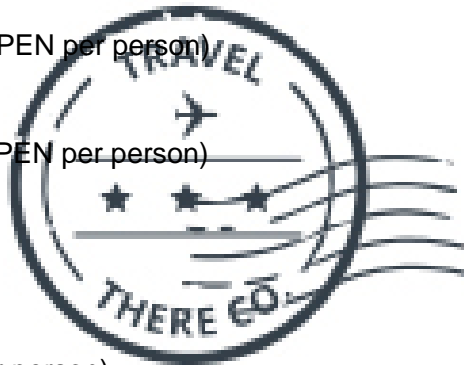
- Silver Mine Tour (150BOB per person)

San Pedro de Atacama

- Valley of the Moon Visit (15000CLP per person)
- Sandboarding (17000CLP per person)
- Mountain Biking (1500-5000CLP per person)
- Observatory Tour (20000CLP per person)
- San Pedro de Atacama Hot Springs (10000CLP per person)

Salta

- Peña Folklore Show (400ARS per person)



- Quebrada de las Conchas
- Horseback Riding and BBQ (4000ARS per person)
- Cafayate Full Day Tour (1250ARS per person)
- Museum of High Altitude Archeology (200ARS per person)

Buenos Aires

- Teatro Colón Tour (800ARS per person)
- Buenos Aires Bike Tour
- Tango Dinner Show
- Buenos Aires Guided City Tour
- La Boca Neighbourhood Visit (300-400ARS per group)
- Buenos Aires Tango Experience

Colonia La Concordia

- Golf Cart Rental (18USD per person)

Montevideo

- Cycle the Coast (550UYU per person)
- Estadio Centenario Visit (150UYU per person)
- Museo del Carnaval (100UYU per person)
- Port Market
- Viven Museum (Museo Andes 1972)
- Candombe

Punta del Este

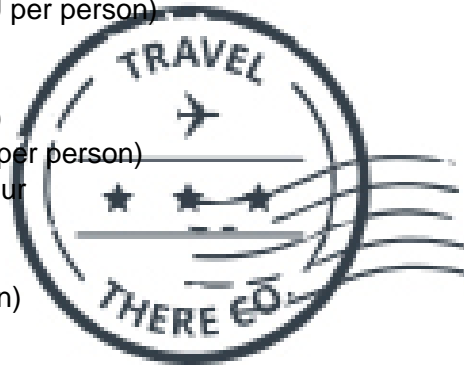
- Day Trip to Punta del Este (1400UYU per person)

Iguaçu Falls

- Itaipú Dam Visit (100BRL per person)
- Iguassu Falls Bird Park Visit (60BRL per person)
- Iguassu Falls (Brazil Side) Guided Tour

Puerto Iguazú

- Iguassu Falls Visit (70USD per person)



Paraty

- Paraty Bay Boat Tour
- 4x4 Tour (100BRL per person)
- Swimming (Free)
- Diving Paraty
- Horseback Riding Paraty (120-150BRL per person)
- Snorkelling
- Cachaça Distillery Visit (90BRL per person)
- Paraty Boat Tour (100BRL per person)

Trindade

- Trindade Day Trip (5BRL per person)

Ilha Grande

- Lopes Mendes Hike
- Swimming (Free)
- Hike to Pico do Papagaio (130BRL per person)
- Ilha Grande Boat Excursion (120BRL per person)
- Snorkelling Ilha Grande
- Ilha Grande Diving

Rio de Janeiro

- Rio de Janeiro City Tour (240BRL per person)
- Rio Football Game (150-200BRL per person)

- Rio Hang Gliding (750BRL per person)

Health

Please note inoculations may be required for the country visited. It is your responsibility to consult with your travel doctor for up to date medical travel information well before departure.

You should consult your doctor for up-to-date medical travel information well before departure. We recommend that you carry a First Aid kit and hand sanitizers / antibacterial wipes as well as any personal medical requirements. Please be aware that quite often we are in remote areas and away from medical facilities, and for legal reasons our leaders are prohibited from administering any type of drug including headache tablets, antibiotics, etc. When selecting your trip please carefully read the brochure and itinerary and assess your ability to cope with our style of travel. Please refer to the Physical and Culture Shock ratings for trip specific information. Travel There Co reserves the right to exclude any traveller from all or part of a trip without refund if in the reasonable opinion of our CEO they are unable to complete the itinerary without undue risk to themselves and/or the rest of the group.

Please note your Adventure travels to high altitude. This is medically defined as anything over 8,000 feet (2,440 meters). Most people can travel to 8,000 feet with minimal effects. However, everyone reacts to altitude differently and altitude sickness can on set with some people irrespective of fitness and age. For details on how to best prepare and what to do in the unlikely event you are effected on your Adventure, please consult your physician.

Safety and Security

Many national governments provide a regularly updated advice service on safety issues involved with international travel. We recommend that you check your government's advice for their latest travel information before departure. We strongly recommend the use of a neck wallet or money belt while travelling, for the safe keeping of your passport, air tickets, travellers' cheques, cash and other valuable items. Leave your valuable jewellery at home - you won't need it while travelling. Many of the hotels we use have safety deposit boxes, which is the most secure way of storing your valuables. A lock is recommended for securing your luggage. When travelling on a group trip, please note that your CEO has the authority to amend or cancel any part of the trip itinerary if it is deemed necessary due to safety concerns. Your CEO will accompany you on all included activities. During your trip you will have some free time to pursue your own interests, relax and take it easy or explore at your leisure. While your CEO will assist you with options available in a given location please note that any optional activities you undertake are not part of your itinerary, and we offer no representations about the safety of the activity or the standard of the operators running them. Please use your own good judgment when selecting an activity in your free time. Although the cities visited on tour are generally safe during the day, there can be risks to wandering throughout any major city at night. It is our recommendation to stay in small groups and to take taxis to and from restaurants, or during night time excursions.

Protests and Demonstrations- Protests and demonstrations, even those that are well intended, have the potential to turn violent with no warning. Counter protests can also turn violent. Action by security forces to disperse demonstrators and protesters may occur at any time. If you are in an area where demonstrators or protesters are gathering, avoid the temptation of staying for a good photo opportunity and leave the area immediately.

Water based activities have an element of danger and excitement built into them. We recommend only participating in water based activities when accompanied by a guide(s). We make every reasonable effort to ensure the fun and adventurous element of any water based activities (in countries with varying degrees of operating standards) have a balanced approach to safety. It is our policy not to allow our CEOs to make arrangements on your behalf for water based activities that are not accompanied by guide(s).

Swimming, including snorkeling, is always at your own risk.

We take all prudent measures in relation to your safety. For ways to further enhance your personal safety while traveling, please visit:

www.gadventures.com/travel-resources/safety/

Trip Specific Safety

Medical Form

A Couple of Rules

Illegal drugs will not be tolerated on any trips. Possessing or using drugs not only contravenes the laws of the land but also puts the rest of the group at risk. Smoking marijuana and opium is a part of local culture in some parts of the world but is not acceptable for our travellers. Our philosophy of travel is one of respect towards everyone we encounter, and in particular the local people who make the world the special place it is. The exploitation of prostitutes is completely contrary to this philosophy. Our CEOs have the right to expel any member of the group if drugs are found in their possession or if they use prostitutes.

A Word of Warning

Travel Insurance

Travel Insurance: Travel insurance is compulsory in order to participate on any of our trips. When travelling on a group trip, you will not be permitted to join the group until evidence of travel insurance has been sighted by your CEO, who will take note of your insurance details. When selecting a travel insurance policy please bear in mind that all clients must have medical coverage and that we require a minimum coverage of USD 200,000 for repatriation and emergency rescue. We strongly recommend that the policy also covers personal liability, cancellation, curtailment and loss of luggage and personal effects. If you have credit card insurance we require proof of purchase of the trip (a receipt or credit card statement) with a credit card in your name. Contact your bank for details of their participating insurer, the level of coverage and emergency contact telephone number.

Local Dress

Feedback

After your travels, we want to hear from you! Your feedback information is so important to us that we'll give you 5% off the price of your next Travel There Co trip if your feedback is completed on-line within 30 days of finishing your trip. Your tour evaluation will be e-mailed to you 24 hours after the conclusion of your trip. If you do not receive the tour evaluation link in the days after your tour has finished, please drop us a line at customerservice@gadventures.com and we will send it on to you.

Minimum Age

Minimum age of 18 years for this trip.

International Flights

Check-in times and baggage allowances/restrictions vary by airline and can change at any time. For the most up-to-date information for your flight, please contact your airline. We recommend checking in online in advance to avoid potential delays at the airport.

