



**TRAVEL THERE CO**

6455 N Union Blvd Suite 100 TT  
Colorado Springs,  
CO 80918  
**Phone:** +1 888-688-8954  
**E-mail:** [info@travelthereco.com](mailto:info@travelthereco.com)  
**Web:** [www.travelthereco.com](http://www.travelthereco.com)

## **Botswana and Falls Overland: Wildlife Walks & Safari Drives**

**Days:** Johannesburg to Victoria Falls

### **What's Included**

---

Your G for Good Moment: Lusumpuko Women's Club Lunch, Victoria Falls

Your Welcome Moment: Meet Your CEO and Group

Your First Night Out Moment: Connect With New Friends. Khama Rhino Sanctuary Drive. Okavango Delta overnight bush camping excursion. All transport between destinations and to/from included activities.

The information in this trip details document has been compiled with care and is provided in good faith. However it is subject to change, and does not form part of the contract between the client and the operator. The itinerary featured is correct at time of printing. It may differ slightly to the one in the brochure. Occasionally our itineraries change as we make improvements that stem from past travellers, comments and our own research. Sometimes it can be a small change like adding an extra meal along the itinerary. Sometimes the change may result in us altering the tour for the coming year. Ultimately, our goal is to provide you with the most rewarding experience. Please note that our brochure is usually released in November each year. If you have booked from the previous brochure you may find there have been some changes to the itinerary.

**VERY IMPORTANT:** Please ensure that you print a final copy of your Trip Details to review a couple of days prior to travel, in case there have been changes that affect your plans.

### **Itinerary**

---

#### **Highlights**

---

Camp in the Okavango Delta and track exotic wildlife, view the mighty Victoria Falls, try to steer a mokoro canoe, camp under the stars

#### **Dossier Disclaimer**

---

The information in this trip details document has been compiled with care and is provided in good faith. However it is subject to change, and does not form part of the contract between the client and the operator. The itinerary featured is correct at time of printing. It may differ slightly to the one in the brochure. Occasionally our itineraries change as we make improvements that stem from past travellers, comments and our own research. Sometimes it can be a small change like adding an extra meal along the itinerary. Sometimes the change may result in us altering the tour for the coming year. Ultimately, our goal is to provide you with the most rewarding experience. Please note that our brochure is usually released in November each year. If you have booked from the previous brochure you may find there have been some changes to the itinerary.

**VERY IMPORTANT:** Please ensure that you print a final copy of your Trip Details to review a couple of days prior to travel, in case there have been changes that affect your plans.

#### **Itinerary Disclaimer**

---

While it is our intention to adhere to the route described below, there is a certain amount of flexibility built into the itinerary and on occasion it may be necessary, or desirable to make alterations. The itinerary is brief, as we never know exactly where our journey will take us. Due to our style of travel and the regions we visit, travel can be unpredictable. The Trip Details document is a general guide to the tour and region and any mention of specific destinations or wildlife is by no means a guarantee that they will be visited or encountered. Aboard expedition trips visits to research stations depend on final permission.

Additionally, any travel times listed are approximations only and subject to vary due to local circumstances.

## Important Notes

---

1. Please note that this tour combines with other Travel There Co tours. As such, the staff and some travel companions on your tour may have previously been traveling together with Travel There Co, prior to Day 1 of your tour. Likewise, some staff and travel companions may be continuing together on another Travel There Co tour, after your trip concludes.
2. This is not a physically demanding journey; however, travelling can be difficult, with long drives and poor road conditions at times. Despite this, most clients feel that the diversity of the African landscape, countries, culture and wildlife are all well worth the experience. We use a comfortable and safe customized safari truck for the long drives.
3. Sleeping bags can not be rented on any of our Africa overland or safari trips
4. According to the WHO and CDC, there is no risk of yellow fever in Botswana. It is compulsory to show a valid Yellow Fever vaccination certificate if you are travelling to Botswana from a Yellow Fever endemic country, or have recently travelled to a Yellow Fever endemic country (with entry stamps in your passport), including the following countries (but not limited to): Angola, Benin, Burkina Faso, Burundi, Cameroon, Central African Republic, Chad, Congo, Democratic Republic of the Congo, Republic of the Cote d'Ivoire (Ivory Coast) Equatorial Guinea, Ethiopia, Gabon, Gambia, Ghana, Guinea, Guinea-Bissau, Kenya, Liberia, Mali, Mauritania, Niger, Nigeria, Rwanda, São Tomé and Príncipe, Senegal, Sierra Leone, Somalia, Sudan, Tanzania, Togo, Uganda, Argentina, Bolivia, Brazil, Colombia, Ecuador, French Guiana, Guyana, Panama, Paraguay, Peru, Suriname, Trinidad and Tobago, Venezuela.

\*\*We advise all travelers to Botswana who are coming from one of the above countries, or who have visited them in the last 10 years, to be prepared with a Yellow Fever vaccination certificate or letter from your doctor with proof of vaccination. Yellow Fever inoculations need to be administered at least 10 days prior to your entry into the country. Border officials in Botswana have been strictly enforcing these requirements. Travelers without the correct documentation run the risk of being denied entry, and will not be able to continue with the tour. (Any additional travel expenses will be on your own account.) \*\*

5. An essential part of your safari is participation. The group is usually divided into small groups and given different tasks which change on a day to day basis, from kitchen duty group (helping in prepare meals and clean up afterwards), the packing group (sets up all tables and chairs outside) and the cleaning group (which cleans the truck by emptying the rubbish bin and brooming). it is all part of your adventure and when everyone puts in a little effort the trip will run smoothly. Your CEOs will do all the meal preparation, but we do ask the clients to help with the washing up. Team spirit is part of the fun! All camping equipment (with the exception of your sleeping bag and pillow) is supplied. We supply dome tents and assembly/disassembly takes only 5 minutes. All tents have built-in insect nets. Mattresses are also available, which are approximately 4cm thick, warm and comfortable.

## 6.MONEY EXCHANGE

We strongly advise that you bring ZAR or USD from your home country or exchange money before the start of the tour, to avoid delays on tour. Please see the Money Exchange section for more details.

## 7. DRONES

The use of drones in national parks in Southern Africa is prohibited.

## Group Leader Description

---

On this tour, you will be accompanied by two Chief Experience Officers (CEOs). The Chief Experience Officers (CEOs) will be the group manager and leader, cook and driver. They will provide information on the places where we are travelling, offer suggestions for things to do and see and introduce you to our local friends. He/she will take care of the small things so you can concentrate on enjoying your adventure.

All of our CEOs in southern Africa are experienced group leaders, with a broad knowledge base of the region's history, cultures, and wildlife. Most of our leaders in the region are from South Africa, though it may be possible that you'll have a leader from another country in the southern African region.

All of our overland adventure vehicle (OAV) drivers are experienced in the routes travelled, and highly skilled in dealing with different terrains. All of our cooks will organize and lead the meal preparation, and have experience in cooking a variety of local and international dishes for large groups.

We also use local guides for some included activities where we think more specific knowledge will add to the enjoyment of the places we are visiting.

---

## Group Size Notes

Max 22, avg 18.

---

## Meals Included

6 breakfasts, 6 lunches, 3 dinners

---

## Meals

As mentioned above, most of the meals on this tour are included in the tour price. When a meal is not included, this is because there are often many options available - we would like to give you the opportunity to explore a bit and test the local cuisine yourself. In these cases, your CEO will be able to suggest some good local restaurants or options for you to choose from.

All included meals will be prepared from fresh local produce. The majority of the shopping for foodstuffs will be done before the trip departs, and fresh goods, such as meats, fruits, vegetables, and dairy products, will be bought en route during the trip from supermarkets, local shops and markets. Breakfasts will generally consist of breads and cereals, if time allows a warm breakfast may be prepared. Many lunches will be provided en-route and will be light meals such as sandwiches and/or salads. All evening meals will be freshly-prepared hot meals, and will consist of a variety of continental and local dishes.

Our cook will organize the meal preparation and lead the way here, but will prepare a duty schedule for ensuring a fair, rotating participation from you and your group members in the meal preparation and dish washing duties.

Vegetarian meals and other dietary requirements need to be specified prior to arrival.

---

## Transport

Lando (overland adventure vehicle), walking, mokoro, safari vehicle.

---

## About our Transportation

We use a custom built 24 seat overland adventure vehicle (OAV) named the Lando, to criss-cross through Southern Africa. The Lando allows the entire group, including your CEO, to travel together, and because of its height, is great for wildlife viewing and for enjoying the scenic landscape.

Road conditions can run the full gamut from new to being in very poor condition. This style of travel is by no means luxury but it allows us the flexibility of making stops when needed, and reaching some out-of-the way parts in Africa where the traditional safari crowd would not dare to go.

Here's a quick look at the unique features of the well-equipped Travel There Co overland adventure vehicle (OAV):

- Storage for your main luggage is accessible from inside the vehicle
- Day packs can be stored at your feet or on the luggage shelf above
- Onboard safety box for valuables
- Front viewing windows and large sliding windows, both great for wildlife viewing
- Reclining seats
- Fully equipped mobile kitchen
- Access to a 250L tank of drinking water
- Air-conditioning
- Charging station, when available in camp (South African plug - 220-240V)
- USB charging ports for every traveller at their seat
- Wifi in selected countries, depending on the network reception

Please note that our Landos do not have on-board bathrooms.

This is not a physically demanding journey; however, travelling can be difficult, with long drives and poor road conditions at times. Please take note of the travel times and distances in the above itinerary, and consider that this is often on poor quality, bumpy roads. Despite this, most clients feel that the diversity of the African landscape, culture and wildlife are all well worth the experience.


## Local Flights

---

## Solo Travellers

---

We believe single travellers should not have to pay more to travel so our group trips are designed for shared accommodation and do not involve a single supplement. Single travellers joining group trips are paired in twin or multi-share accommodation with someone of the same sex for the duration of the trip. Some of our Independent trips are designed differently and single travellers on these itineraries must pay the single trip price.



## Accommodation

---

Simple hotel (1 nt single or twin), participation camping (5 nts), bush camping (1 nt).

## About Accommodation

---

Camping in Africa is truly an adventure. You will be able to get off the beaten track to get a first-hand experience of the beautiful wilderness and nature. While camping, we stay at designated campsites in national parks and outside towns. Campsite facilities in southern Africa are generally good, but can be basic in certain places. There are generally small restaurants and/or bars, washing facilities and occasionally telephones available.

The camps have flush toilets, and showers at some camps are outdoors, having simple reed enclosures for privacy. Additionally, warm water is available at most sites, but it is not guaranteed to always be warm when you take your shower; the warm water may be used up others who also use the camp. We usually set-up camp within close proximity to the toilet facilities, though occasionally to reach them you may have to walk a short distance.

All camping equipment (with the exception of your sleeping bag and pillow) is supplied, including camp mattresses, which are warm and comfortable. We supply dome tents and assembly/disassembly takes only 5 minutes. They are good quality, durable, industry-standard 2-person safari canvas tents. Please note that most adults will not be able to fully stand up inside the tents, though most travellers find these more than adequate, as they have a base area of approximately 4 square meters. These tents are regularly treated with a waterproofing agent, but under certain rainy conditions, the tent fabric may become saturated to the point where seepage or leakage may occur. All tents have built-in mesh insect netting on the windows and doors.

We travel with our own portable camp chairs with a comfortable back-rest, and we utilize our own cooking

equipment to provide the group good quality camp meals.

In camping within the national parks and conservation areas, some camp sites are enclosed for keeping the resident wildlife out. Other camps are open to the natural environment – care must be taken, especially at night, when a torch/flashlight is recommended when walking around the camp area.

Despite the challenge that a few days “roughing it” may pose to some, the experience of being that close to nature, camping under the African stars, and seeing incredible wildlife at your tent door-step is not just gratifying but ultimately an experience of a lifetime.

---

## Joining Hotel

For details of your joining hotel please refer to your tour voucher, G Account, the Travel There Co App or contact your travel agent.

---

## Joining Instructions

Please note that the Airport Game Lodge offers a complimentary airport pickup. This will likely be a shared transfer and you may have to wait between 20 minutes and 1.5 hours to either be picked up or for others that are also taking the transfer. In order to get this transfer you need to call the hotel directly upon your arrival in Johannesburg. They will arrange the pick-up.

If you have a pre-arranged, pre-paid transfer, look for a transfer person on walking out of international arrivals with a sign Travel There Co and your name. Ask him/her what hotel he/she will take you to (do not volunteer this information). Then present your passport for proof of identity.

The difference between the pre-arranged transfer (paid transfer) through us and the "free" airport transfer through the Airport Game Lodge is that you cannot pre-arrange the free shuttle. You will have to phone the lodge upon arrival at the airport in Johannesburg and they will arrange a pick up point just outside the arrival building whereas our pre-arranged "meet & greet pick up" will have an assistant waiting for you with a board and your name on it upon walking out the luggage arrival hall.

Taxis are easily accessible at JHB International Airport. Please see that the taxi driver is a registered driver and has an ID card to show you. The transfer should cost between \$25-\$35. If you do plan on taking a taxi, it is advisable to print off a map of directions from the airport to the Airport Game Lodge for your driver before you depart.

Please note that Day 1 is an arrival day and no activities have been planned, so you may arrive at any time. Similarly the last day is a departure day in which no activities are planned.

There will be a 'Welcome Note' at your starting point hotel in Johannesburg to advise you of the start time of the Welcome Meeting on Day 1. Please look out for it on the notice board or ask reception.

At the Welcome Meeting you will meet your CEO and other tour participants and receive information about general and specific aspects of the trip.

The tour departs Johannesburg on Day 2 at 06:30 am.

---

## Arrival Complications

We don't expect any problems, and nor should you, but if for any reason you are unable to commence your trip as scheduled, as soon as possible please contact your starting point hotel, requesting that you speak to or leave a message for your CEO (if you are not on a group tour please refer to the emergency contact details provided in this dossier). If you are unable to get in touch with your leader, please refer to our emergency contact details. If you have pre-booked an airport transfer and have not made contact with our representative within 30 minutes of clearing customs and immigration, we recommend that you make your own way to the Starting Point hotel, following the Joining Instructions. Please apply to your travel agent on your return for a refund of the transfer cost if this occurs.

## Emergency Contact

---

Should you need to contact us during a situation of dire need, it is best to first call either the Travel There Co Local Representative (if one is listed below) or our Travel There Co Local Office. If for any reason you do not receive an immediate answer, please leave a detailed message and contact information, so they may return your call and assist you as soon as possible.

### AIRPORT TRANSFER

If you have purchased an arrival through Travel There Co or if an arrival transfer is included in the cost of your tour, please note that:

Your arrival transfer has been arranged based on flight information provided to us. If you are advised of a flight schedule change within 48 hours of your scheduled arrival time, we will do our best to rearrange your arrival transfer however we cannot guarantee this. If your arrival transfer does not arrive within 30 minutes after you have exited the arrivals area please call the local emergency contact numbers listed below for more information.

### EMERGENCY CONTACT NUMBERS

Travel There Co Local Representative (South Africa)

From outside South Africa: +27 713823286

From within South Africa: 071 3823286

If you are unable for any reason to contact our local office, please call the numbers listed below, which will connect you directly with our 24 hour Sales team, who will happily assist you.

Toll-free, North America only: 1 888 800 4100

Calls from UK: 0344 272 0000

Calls from Germany: 0800 365 1000

Calls from Australia: 1 300 796 618

Calls from New Zealand: 0800 333 307

Outside North America, Australia, New Zealand, Germany and the UK: +1 416 260 0999



## What to Take

---

You will be on the move a lot, so our advice is to pack as lightly as possible. Your baggage should be clearly labelled and restricted to one soft compact suitcase, sports bag, or backpack, no larger than 30cm(height) x 30cm(width) x 60cm(length), maximum 15kg, plus a daypack. Luggage limits on airlines are strictly enforced and space on vehicles is limited. Porters are not available, so be prepared to carry your own bags.

For our camping style tours you will need to provide your own sleeping bag, small pillow and sleeping sheet (if you would like). We provide the tent and the sleeping pads.

Please note that the seasons in Africa is quite extreme. Winters (especially South Africa and certain parts of Botswana) can be really cold and summers will be really hot.

If you travel during winter months please ensure that you bring warm clothing and a suitable sleeping bag.

It is wise to bring plenty of layers for cool mornings and evenings. A set of smart casual clothes is also advisable.

Please be advised that if you plan to bring a drone with you, the use of drones in national parks in Southern Africa is prohibited.

## Checklist

---

Additional Items:

- Sleeping bag and liner (Seasonally appropriate)

Cold Weather:

- Long-sleeved shirts or sweater

- Scarf
- Warm gloves
- Warm hat
- Warm layers

#### Documents:

- Flight info (required) (Printouts of e-tickets may be required at the border)
- Insurance info (required) (With photocopies)
- Passport (required) (With photocopies)
- Required visas or vaccination certificates (required) (With photocopies)
- Vouchers and pre-departure information (required)

#### Essentials:

- Binoculars (optional)
- Camera (With extra memory cards and batteries)
- Cash, credit and debit cards
- Day pack (Used for daily excursions or short overnights)
- Ear plugs
- First-aid kit (should contain lip balm with sunscreen, sunscreen, whistle, Aspirin, Ibuprofen, bandaids/plasters, tape, anti-histamines, antibacterial gel/wipes, antiseptic cream, Imodium or similar tablets for mild cases of diarrhea, rehydration powder, water purification tablets or drops, insect repellent, sewing kit, extra prescription drugs you may be taking)
- Flashlight/torch (Headlamps are ideal)
- Fleece top/sweater
- Footwear
- Hat
- Locks for bags
- Long pants/jeans
- Moneybelt
- Outlet adapter
- Personal entertainment (Reading and writing materials, cards, music player, etc.)
- Reusable water bottle
- Shirts/t-shirts
- Sleepwear
- Small travel towel
- Sunglasses
- Toiletries (Preferably biodegradable)
- Watch and alarm clock
- Waterproof backpack cover
- Windproof rain jacket



#### Health & Safety:

- Face masks (required)
- Hand sanitizer (required)
- Pen (Please bring your own pen for filling out documents.)
- Rubber gloves

#### Warm Weather:

- Sandals/flip-flops
- Shorts/skirts (Longer shorts/skirts are recommended)
- Sun hat/bandana
- Swimwear

Note: Seasons in Southern Africa are quite extreme. Winters can be really cold and summers will be really hot. If you travel during winter months (May to October) please ensure that you bring warm clothing and a suitable sleeping bag.

## Laundry

---

Laundry can be done at most campsites by the local women. The price can be different from area to area. Please be aware that the clothes get washed in unpurified water, and this can lead to ringworm infections and irritable skin conditions. It might be better to bring some eco-friendly soap with you on tour, as well as some clothes pegs, and do your own washing.

## Visas and Entry Requirements

---

All countries require a valid passport (with minimum 6 months validity). Contact your local embassy, or consulate for the most up-to-date visa requirements, or see your travel agent. It is your own responsibility to have the correct travel documentation. Visa requirements for your trip will vary depending on where you are from and where you are going. We keep the following information up to date as far as possible, but rules do change and sometimes without warning. While we provide the following information in good faith, it is vital that you check yourself and understand that you are fully responsible for your own visa requirements.

### South Africa

The information provided here is to be used as a guide only. Please consult with the relevant embassy or your travel agency before you travel. We cannot take any responsibility whatsoever for the use of this information. This information is based on the following assumptions:

- Is for non-South African passport holders only
- The requirements are based on tourist and not business applications
- You have the necessary funds/ tickets/ paperwork

The applicant's passport should remain valid for a period of 6 months after the applicant's departure from South Africa.

Visa requirements for entering South Africa

You will need the following:

- A valid visa, if required.
- Sufficient funds.
- A return or onward ticket.



Yellow fever certificates are required if the journey starts or entails passing through the yellow fever belt of Africa or South America.

Foreigners who do not need a visa

For stays up to 90 days

If you are a passport holder of the following countries/areas you do not need a visa for stays of LESS THAN 90 days:

African Union / Unity Laissez Passes, Andorra, Argentina, Australia, Austria, Belgium, Botswana, Brazil, Canada, Chile, Czech Republic, Denmark, Ecuador, Finland, Japan, Liechtenstein, Luxemburg, Malta, Monaco, Netherlands, New Zealand, Norway, Paraguay, Portugal, San Marino, Singapore, Spain, St Vincent & the Grenadines, Sweden, Switzerland, United Kingdom, Uruguay, Venezuela, United States of America, France, Germany, Greece, Iceland, Israel, Italy, Jamaica

For stays up to 30 days

If you are a passport holder of the following countries/areas you do not need a visa for stays of LESS THAN 30 days:

Antigua and Barbuda, Barbados, Belize, Benin, Bolivia, Hong Kong, Hungary, Jordan, Lesotho, Malaysia Cape Verde, Costa Rica, Cyprus, Gabon, Guyana, Peru, Poland, Seychelles, Slovak Republic, South Korea, Swaziland, Thailand, Turkey, Zambia

\*\*Please note for those traveling with minors: The International Air Transport Association (IATA), on 29 April, 2019, updated the Travel Information Manual Automatic (TIMATIC), used by airport ground staff to determine whether a passenger can be carried, with regard to the requirements for children travelling to South Africa.

According to the updated text, IATA is advising that members' check-in staff to no longer request birth



certificates from minors who have visas, or who are exempted from visas, if travelling with their parents with the same surname.

## Botswana

Please note that starting June 1, 2017, Botswana will be implementing a \$30 USD entry tax for visitors entering the country, except for residents and citizens of the Southern African Development Community (SADC) member states. This entry tax is payable at all points of entry into Botswana and will be valid for 30 days and includes multiple entry. For further information please visit the BTO website [www.botswanaturism.co.bw/tourismlevy](http://www.botswanaturism.co.bw/tourismlevy)

Whilst African Travel Gateway does not arrange visas, the following information has been provided to assist you in finding out the visa requirements for the passport that you are holding. While every effort is made to keep this information updated, it is subject to change.

All nationals of foreign countries, except those from countries which have reached visa abolition agreements with Botswana, require a visa for entering Botswana.

### Nationals not requiring visas:

Members of all Commonwealth countries (except the nationals of Ghana, Nigeria, Sri Lanka, Pakistan and Bangladesh), Austria, Belgium, Denmark, Finland, France, German Federal Republic, Greece, Iceland, Italy, Lichtenstein, Luxembourg, Namibia, Netherlands, Norway, Republic of Ireland, Samoa (Western), San Marino, Sweden, Switzerland, Uruguay, USA and Yugoslavia.

Any visitor - whether visa exempted or not that wishes to stay more than 90 days should apply for prior permission for the extended period to the Chief Immigration Office in Gabarone. No visitor is allowed to work or seek employment in Botswana

One should first however, check if there is a Namibian Consulate in your country of residence. This will make the process of applying for a visa a lot simpler

### IMPORTANT:

Minors travelling through Botswana are required to produce an Unbridged Birth Certificate (birth certificate containing the particulars of the minor and those of his or her parents) in addition to the standard requirement of a valid passport and valid Visa (if required) at all ports of entry and exit.

In the event that one parent is not travelling with the child, the other parent's affidavit consenting to such travel should be availed. However, an affidavit will not be required if the father's name does not appear on the child's birth certificate.

### Yellow Fever Certificate

According to the WHO and CDC, there is no risk of yellow fever in Botswana. It is compulsory to show a valid Yellow Fever vaccination certificate if you are travelling to Botswana from a Yellow Fever endemic country, or have recently travelled to a Yellow Fever endemic country (with entry stamps in your passport), including the following countries (but not limited to): Angola, Benin, Burkina Faso, Burundi, Cameroon, Central African Republic, Chad, Congo, Democratic Republic of the Congo, Republic of the Cote d'Ivoire (Ivory Coast) Equatorial Guinea, Ethiopia, Gabon, Gambia, Ghana, Guinea Zambia, Guinea-Bissau, Kenya, Liberia, Mali, Mauritania, Niger, Nigeria, Rwanda, São Tomé and Príncipe, Senegal, Sierra Leone, Somalia, Sudan, Tanzania, Togo, Uganda, Argentina, Bolivia, Brazil, Colombia, Ecuador, French Guiana, Guyana, Panama, Paraguay, Peru, Suriname, Trinidad and Tobago, Venezuela.

\*\*We advise all travelers to Botswana who are coming from one of the above countries, or who have visited them in the last 10 years, to be prepared with a Yellow Fever vaccination certificate or letter from your doctor with proof of vaccination. Yellow Fever inoculations need to be administered at least 10 days prior to your entry into the country. Border officials in Botswana have been strictly enforcing these requirements. Travelers without the correct documentation run the risk of being denied entry, and will not be able to continue with the tour. (Any additional travel expenses will be on your own account.) \*\*

-----

## Zimbabwe

\*\*\*PLEASE READ THE ENTIRETY OF THE TEXT BELOW AS THIS IS IMPORTANT INFORMATION FOR YOUR ENTRY INTO ZIMBABWE\*\*\*

Please note that visas are the responsibility of the individual traveller. The visa requirements for your trip vary depending on where you are from and where you are going. We keep the following information up to date as much as possible, but rules do change. It is important that you check for yourself with the Embassy of Zimbabwe. Please, keep in mind that all countries require passports valid for at least 6 months from the moment of departure from the country.

\*\*\*It is the responsibility of the traveller to check with their nearest Embassy and confirm the requirements for entry into Zimbabwe\*\*\*

Please be sure to do your research to determine if your nationality requires a Visa, can purchase one upon arrival or must apply for one in advance.

A Visa to enter Zimbabwe is required by several nationalities, please read the full details listed below.

There are 3 categories:

### CATEGORY A:

Countries whose nationals do NOT require a Zimbabwe Visa.

Antigua & Barbuda, Angola, Aruba, Bahamas, Barbados, Belize, Botswana, Cayman Islands, Congo DRC, Cyprus, Fiji, Ghana, Grenada, Hong Kong, Jamaica, Kenya, Kiribati, Leeward Islands, Lesotho, Madagascar, Malaysia, Malawi, Maldives, Malta, Mauritius, Montserrat, Mozambique, Namibia, Nauru, Samoa Western, Seychelles, Singapore, South Africa, Solomon Islands, St Kitts and Nevis, St Lucia, St Vincent, Swaziland, Tanzania, Trinidad and Tobago, Turk & Caicos Islands, Tuvalu, Uganda, Vanuatu, Zambia

### CATEGORY B:

Countries whose nationals are granted a Zimbabwe Visa at port of entry on payment of requisite visa fees.

Algeria, Andorra, Argentina, Austria, Australia, Azerbaijan, Belarus, Belgium, Bermuda, Bosnia-Herzegovina, Burundi, Brazil, Brunei, Canada, Cape Verde Islands, China, Comoros Islands, Cook Islands, Croatia, Cuba, Czech Republic, Denmark, Dominican Republic, Egypt, Estonia, Equatorial Guinea, Finland, France, French Polynesia, French West Indies, Gibraltar, Georgia, Germany, Greece, Haiti, Hungary, Indonesia, Iceland, Iran, Ireland, Israel, Italy, Japan, Kazakhstan, Korea (South), Kyrgyzstan, Kuwait, Latvia, Liechtenstein, Lithuania, Luxembourg, Macau, Marshall Island, Micronesia, Moldova, Monaco, Netherlands, New Caledonia, New Zealand, Northern Mariana, Norway, Palau Islands, Palestine, Papua New Guinea, Portugal, Puerto Rico, Russia, Rwanda, Samoa, Sao Tome, Serbia, Slovak, Slovenia, Spain, Suriname, Sweden, Switzerland, Tajikistan, Turkey, Turkmenistan, Ukraine, United Arab Emirates, Uruguay, United Kingdom, United States of America, Uzbekistan, Vatican, Virgin Islands

\*\*\*Canadian Passport holders can ONLY get a Single entry Zimbabwe Visa at the port of Entry.

### CATEGORY C:

Countries whose nationals are required to apply for and obtain a Zimbabwe visa prior to travelling (single entry Zimbabwe visa ONLY).

Afghanistan, Albania, Armenia, Bahrain, Bangladesh, Benin, Bhutan, Bolivia, Bulgaria, Burkina Faso, Cambodia, Cameroon, Central Africa Republic, Chad, Chile, Colombia, Congo Brazzaville, Costa Rica, Conakry, Cote de Voire, Djibouti Republic, Ecuador, El Salvador, Eritrea, Ethiopia, French Guiana, Gabon, Gambia, Guam, Guatemala, Guinea, Guinea Bissau, Guyana, Honduras, India, Iraq, Jordan, Korea (DPRK), Laos, Lebanon, Liberia, Libya, Mali, Mauritania, Mexico, Mongolia, Morocco, Myanmar, Nepal, Nicaragua, Niger, Nigeria, Norfolk Islands, Oman, Pakistan, Panama, Paraguay, Peru, Philippines, Qatar, Reunion, Romania, San Marino, Saudi Arabia, Senegal, Sierra Leone, Sri Lanka, Somalia, Sudan, Syria, Taiwan, Thailand, Togo, Tunisia, Venezuela, Vietnam, Yemen Republic, Yugoslavia

**IMPORTANT NOTE:** If you have purchased a single entry visa upon arrival and then decide to leave Zimbabwe (even for a few hours) you will need to buy another visa to re-enter Zimbabwe. In this instance you should buy a double entry visa upon arrival as it works out cheaper. Multiple entry visas cannot be obtained at the port of entry into Zimbabwe. You may enter Zimbabwe on a single entry visa and then obtain a multiple entry visa from the town office - but this may take up to 7 working days to be issued. Alternatively, a multiple entry visa can be obtained from the Zimbabwe Embassy in your country prior to departure for Zimbabwe.

Information accurate as of July 1, 2016

## Spending Money

---

Every traveller is different and therefore spending money requirements will vary. Some travellers may drink more than others while other travellers like to purchase more souvenirs than most. Please consider your own spending habits when it comes to allowing for drinks, shopping and tipping. Please also remember the following specific recommendations when planning your trip.

## Money Exchange

---

The currency in South Africa is the South African Rand (ZAR). The South African rand is also an accepted form of payment in Namibia.

The Namibian currency is the Namibian Dollar (NAD), which is equivalent in value (in Namibia only) to the South African Rand. NAD is not accepted as payment in other countries.

In Botswana, payments at supermarkets, post offices etc are to be with Pula (BWP) but activities and drinks at campsites can be paid for in USD

Zimbabwe uses the US Dollar and South African Rand.

USD is widely accepted in Malawi, Tanzania and Kenya but some supermarkets might only accept local currencies.

Each currency can be obtained locally by changing foreign currency or by using ATMs (where available) which will disperse local currency. Your CEO will inform you where you can change money throughout the tour and approximately how much money you will need.

For Zimbabwe, we strongly advise that you bring ZAR or USD from your home country or exchange money before the start of the tour, to avoid delays on tour, as it can be difficult to obtain cash at ATMs.

Please note that due to past problems with forgery, \$US notes that are older than year 2006 are not accepted in Africa.


Large note (\$US 50, \$US 100 etc) can be difficult to change in some places, but will gain you the best exchange rate.

If you plan to buy your visas at borders, you will need to bring \$USD cash to pay for these visas. Please note you cannot use the local currency or any other currency to buy these visas- they must be purchased in USD.

Please do not bring Travellers' cheques to Africa. They are difficult if not impossible to exchange in many places.

Visa/Plus system cards are the most widely accepted debit cards. it is harder to find machines Mastercard/Cirrus cards. We highly recommend that if you hold a Mastercard, you obtain a Visa card prior to departure and travel with both. This is also useful should something unforeseen happen to one of your cards during your travels.

While there are many ATMs in the major centres, there are no guarantees that your credit or debit cards will actually work in Africa. Check with your bank.



Credit cards can be used in major cities and towns ONLY but please do not rely on them as a method of payment because they are generally not widely accepted. You should be aware that to purchase products or services on a credit card a fee of 5%-10% usually applies. The majority of our optional activities can also be paid by credit card. Your CEO will advise on these.

Please note that in many areas there may be occasional power-outages, where there will be no electricity for hours at a time. In addition, ATMs outside of larger centers often run out of cash or can be out of order unexpectedly. These factors could affect your ability to access money from ATMs. As such, please do not rely on credit or debit cards as your only source of money.

A combination of foreign currency and debit/credit cards for cash advances is best. Always take more rather than less, as you don't want to spoil the trip by constantly feeling short of funds.

As currency exchange rates can fluctuate often we ask that you refer to the following website for daily exchange rates: [www.xe.com](http://www.xe.com).

---

## Emergency Fund

Please also make sure you have access to at least an additional USD \$200 (or equivalent) as an 'emergency' fund, to be used when circumstances outside our control (ex. a natural disaster) require a change to our planned route. This is a rare occurrence!

---

## Departure Tax

All passengers are advised to check the Civil Aviation Authority of Zimbabwe website for updated information on applicable departure taxes for Zimbabwe: <http://www.caaz.co.zw/>.

---

## Tipping

Tipping is an expected, though not compulsory, component of your tour program. The gesture serves as an expression of appreciation for exceptional service, and amounts given are up to your discretion.

Tipping is one of the most direct ways that you can have a positive economic impact within the African community. Although it may not be customary for you, it is an important source of income for those in the tourism industry. Giving a tip should be seen as a formal 'thank you', and the action should in no way be awkward.

The best method of tipping someone that has served the whole group is to plan in advance, and not rush when it comes to saying goodbye. A suggestion would be for each group member to contribute anonymously by putting their tip into an envelope. This often works the best and the group should gather to present the gift to the recipient(s), offering their thanks and showing their appreciation. This method brings the action out into the open, allowing for a friendly and appreciative interaction between the group and the recipient(s).

You may use the following as a guideline, all given in a per person format:

CEO: \$5-8 USD (per day, per person)

Local guides: \$2-3 USD (per day)

Safari Guide/Driver: \$2-3 USD (per day)

Restaurant Staff: 10-15% of cost of bill

Okavango Delta polers: 50-100 BWP (Botswana Pula)

---

## Optional Activities

Johannesburg

- Apartheid Museum (100ZAR per person)

## Soweto

- Soweto Tour (1100-1650 per person)

## Maun

- Okavango Delta Flight (120USD per person)

## Chobe National Park

- Chobe National Park Safari Drive (40USD per person)
- Chobe River Sunset Cruise (40USD per person)

## Victoria Falls

- Victoria Falls Visit (30USD per person)
- Zambezi River Sunset Cruise (50USD per person)
- Victoria Falls Helicopter Ride - 15min (165USD per person)
- Canoeing the Zambezi (165USD per person)
- Victoria Falls Whitewater Rafting (135USD per person)
- Zambezi Bungee Jump (168USD per person)

## Victoria Falls

- Bridge Swing over the Zambezi (168USD per person)
- Zipline over the Zambezi (47USD per person)

## Livingstone

- Microlight Flight over Victoria Falls (175USD per person)
- Livingstone Island (Devil's Pool) Morning Breezer (98-123USD per person)
- Livingstone Island (Devil's Pool) Swim (133-183USD per person)

## Health

---

We recommend you contact your family physician, or your local travel clinic for the most up-to-date health information at least one month before departure. Travellers should also carry a basic first-aid kit and hand sanitizers/antibacterial wipes on their travels. Medical facilities are basic throughout these countries. For your own safety, we strongly recommend that you advise your tour leader of any medical condition that may affect you while travelling with the group. Your tour leader will be able to inform you of local health advisories (e.g. drinking water quality). Please ensure you have all the inoculations recommended by your doctor.

### Yellow Fever Certificate Note: (Updated: May 2017)

It is compulsory to show a valid Yellow Fever Certificate if you are travelling to the following Travel There Co-visited countries from a Yellow Fever endemic country:

- Botswana
- Ethiopia
- Kenya
- Madagascar
- Malawi
- Mozambique
- Namibia
- Rwanda
- South Africa
- Swaziland
- Uganda
- Zambia
- Zimbabwe

For some of these countries, proof of Yellow Fever vaccination is also required for passengers who have

travelled more than 12 hours through the airport of an endemic country. If other countries not endemic to Yellow Fever have been visited after visiting an endemic country, then a Yellow Fever certificate may still be required on entry. Please check country-specific regulations before your departure.

## Malaria

Malaria is a mosquito-borne disease that is present in some regions in Africa. Risk of malaria can increase during periods of heavy rain, during the rainy seasons, and in densely populated areas of Southern & East Africa. To prevent malaria, we recommend speaking to your doctor about taking preventative medication (prophylaxis), combined with regular use of insect repellent spray/cream. Please check updated travel health advisories specific to malaria before your departure.

## Safety and Security

---

Many national governments provide a regularly updated advice service on safety issues involved with international travel. We recommend that you check your government's advice for their latest travel information before departure. We strongly recommend the use of a neck wallet or money belt while travelling, for the safe keeping of your passport, air tickets, travellers' cheques, cash and other valuable items. Leave your valuable jewellery at home - you won't need it while travelling. Many of the hotels we use have safety deposit boxes, which is the most secure way of storing your valuables. A lock is recommended for securing your luggage. When travelling on a group trip, please note that your CEO has the authority to amend or cancel any part of the trip itinerary if it is deemed necessary due to safety concerns. Your CEO will accompany you on all included activities. During your trip you will have some free time to pursue your own interests, relax and take it easy or explore at your leisure. While your CEO will assist you with options available in a given location please note that any optional activities you undertake are not part of your itinerary, and we offer no representations about the safety of the activity or the standard of the operators running them. Please use your own good judgment when selecting an activity in your free time. Although the cities visited on tour are generally safe during the day, there can be risks to wandering throughout any major city at night. It is our recommendation to stay in small groups and to take taxis to and from restaurants, or during night time excursions.

Protests and Demonstrations- Protests and demonstrations, even those that are well intended, have the potential to turn violent with no warning. Counter protests can also turn violent. Action by security forces to disperse demonstrators and protesters may occur at any time. If you are in an area where demonstrators or protesters are gathering, avoid the temptation of staying for a good photo opportunity and leave the area immediately.

Water based activities have an element of danger and excitement built into them. We recommend only participating in water based activities when accompanied by a guide(s). We make every reasonable effort to ensure the fun and adventurous element of any water based activities (in countries with varying degrees of operating standards) have a balanced approach to safety. It is our policy not to allow our CEOs to make arrangements on your behalf for water based activities that are not accompanied by guide(s).

Swimming, including snorkeling, is always at your own risk.

We take all prudent measures in relation to your safety. For ways to further enhance your personal safety while traveling, please visit:

<http://www.gadventures.com/travel-resources/safety/>  
www.gadventures.com/travel-resources/safety/

## Trip Specific Safety

---

Please take the following precautions when in Victoria Falls:

\*Always leave your passport (It's better to carry a photocopy of it instead), traveller's cheques, flight tickets and money that you won't be using in the safe deposit at the hotel reception. This is free of charge to Travel There Co clients.

\*Remember that like in any other city, you should never leave your bags unattended, nor flaunt jewellery, cameras etc.

\*Please don't wander through the city to unknown areas especially at night. Stick to the main streets only during the day, and after sundown, please take a taxi. Taxis can be organised from reception. Also, take the address of the hotel with you.

\*People are generally friendly, but don't let people take advantage of you, especially the sales people!

\* Beware of people approaching you on the street with an apparent interest of where you are from, and want to sit down and have a chat with you. These people are con men and will ask you for money.

\* People on the street who ask you if you want a safari and have a brochure are often con men, best to avoid these folk. Besides, you're already on safari.

#### PHOTOGRAPHY:

Please do not take photo's of Police stations or at Cross borders Airports, army barracks and personnel or any Government building. It is against the law and will result in the minimum of your film and camera being confiscated. In rural areas it is generally much safer, but you should always take your cue from your CEO, who will advise when to be extra vigilant and when to relax. Botswana is relatively safe for travellers. South Africa can be unsafe in the larger towns and cities like Johannesburg. Please take precautions as set out above. Please note that the use of drones in national parks in Southern Africa is prohibited.

### Medical Form

---

### A Couple of Rules

---

Illegal drugs will not be tolerated on any trips. Possessing or using drugs not only contravenes the laws of the land but also puts the rest of the group at risk. Smoking marijuana and opium is a part of local culture in some parts of the world but is not acceptable for our travellers. Our philosophy of travel is one of respect towards everyone we encounter, and in particular the local people who make the world the special place it is. The exploitation of prostitutes is completely contrary to this philosophy. Our CEOs have the right to expel any member of the group if drugs are found in their possession or if they use prostitutes.

### A Word of Warning

---

### Travel Insurance

---

Travel Insurance: Travel insurance is compulsory in order to participate on any of our trips. When travelling on a group trip, you will not be permitted to join the group until evidence of travel insurance has been sighted by your CEO, who will take note of your insurance details. When selecting a travel insurance policy please bear in mind that all clients must have medical coverage and that we require a minimum coverage of USD 200,000 for repatriation and emergency rescue. We strongly recommend that the policy also covers personal liability, cancellation, curtailment and loss of luggage and personal effects. If you have credit card insurance we require proof of purchase of the trip (a receipt of credit card statement) with a credit card in your name. Contact your bank for details of their participating insurer, the level of coverage and emergency contact telephone number.

### Local Dress

---

### Feedback


---

After your travels, we want to hear from you! Your feedback information is so important to us that we'll give you 5% off the price of your next Travel There Co trip if your feedback is completed on-line within 30 days of finishing your trip. Your tour evaluation will be e-mailed to you 24 hours after the conclusion of your trip. If you do not receive the tour evaluation link in the days after your tour has finished, please drop us a line at [customerservice@gadventures.com](mailto:customerservice@gadventures.com) and we will send it on to you.

### Minimum Age

---

Minimum age of 18 years for this trip.



## International Flights

---

Check-in times and baggage allowances/restrictions vary by airline and can change at any time. For the most up-to-date information for your flight, please contact your airline. We recommend checking in online in advance to avoid potential delays at the airport.

Last updated: Sat 18 Jan '25

