



TRAVEL THERE CO

6455 N Union Blvd Suite 100 TT
Colorado Springs,
CO 80918
Phone: +1 888-688-8954
E-mail: info@travelthereco.com
Web: www.travelthereco.com

Ecuador Multisport

Days: Quito to Quito

What's Included

Your Welcome Moment: Meet Your CEO and Group. Whitewater rafting excursion on the Jatunyaku River in the Amazon Jungle (full-day). Trekking in Llanganates National Park. Mountain bike excursion. Camp includes tent and sleeping bag. All transport between destinations and to/from included activities.

The information in this trip details document has been compiled with care and is provided in good faith. However it is subject to change, and does not form part of the contract between the client and the operator. The itinerary featured is correct at time of printing. It may differ slightly to the one in the brochure. Occasionally our itineraries change as we make improvements that stem from past travellers, comments and our own research. Sometimes it can be a small change like adding an extra meal along the itinerary. Sometimes the change may result in us altering the tour for the coming year. Ultimately, our goal is to provide you with the most rewarding experience. Please note that our brochure is usually released in November each year. If you have booked from the previous brochure you may find there have been some changes to the itinerary.

VERY IMPORTANT: Please ensure that you print a final copy of your Trip Details to review a couple of days prior to travel, in case there have been changes that affect your plans.

Itinerary

Highlights

Go whitewater rafting in the Amazon, marvel at an active volcano, soak in mountain hot springs, explore the trails around Cotopaxi Volcano by mountain bike

Dossier Disclaimer

The information in this trip details document has been compiled with care and is provided in good faith. However it is subject to change, and does not form part of the contract between the client and the operator. The itinerary featured is correct at time of printing. It may differ slightly to the one in the brochure. Occasionally our itineraries change as we make improvements that stem from past travellers, comments and our own research. Sometimes it can be a small change like adding an extra meal along the itinerary. Sometimes the change may result in us altering the tour for the coming year. Ultimately, our goal is to provide you with the most rewarding experience. Please note that our brochure is usually released in November each year. If you have booked from the previous brochure you may find there have been some changes to the itinerary.

VERY IMPORTANT: Please ensure that you print a final copy of your Trip Details to review a couple of days prior to travel, in case there have been changes that affect your plans.

Itinerary Disclaimer

While it is our intention to adhere to the route described below, there is a certain amount of flexibility built into

the itinerary and on occasion it may be necessary, or desirable to make alterations. The itinerary is brief, as we never know exactly where our journey will take us. Due to our style of travel and the regions we visit, travel can be unpredictable. The Trip Details document is a general guide to the tour and region and any mention of specific destinations or wildlife is by no means a guarantee that they will be visited or encountered. Aboard expedition trips visits to research stations depend on final permission.

Additionally, any travel times listed are approximations only and subject to vary due to local circumstances.

Important Notes

Group Leader Description

All Travel There Co group trips are accompanied by one of our group leaders, a Travel There Co representative, or an expedition team. The aim of the group leader is to take the hassle out of your travels and to help you have the best trip possible. They will provide information on the places you are travelling through, offer suggestions for things to do and see, recommend great local eating venues and introduce you to our local friends. While not being guides in the traditional sense you can expect them to have a broad general knowledge of the countries visited on the trip, including historical, cultural, religious and social aspects. We also use local guides where we think more specific knowledge will add to the enjoyment of the places we are visiting- we think it's the best of both worlds.

Group Size Notes

Max 16, Avg 10.

Meals Included

4 breakfasts, 3 lunches, 1 dinner

Meals

Eating is a big part of traveling. Travel There Co understands the importance of breakfast to start your day, we strive to include a basic breakfast wherever possible. A typical breakfast may include toast, coffee and tea, however this may vary depending on the city. Should breakfast not be included, your CEO can suggest some local options.

Travelling with Travel There Co you experience the vast array of wonderful food that is available out in the world. Generally meals are not included in the trip price when there is a choice of eating options, to give you the maximum flexibility in deciding where, what and with whom to eat. It also gives you more budgeting flexibility, though generally food is cheap. Our groups tend to eat together to enable you to taste a larger variety of dishes and enjoy each other's company. There is no obligation to do this though. Your CEO will be able to suggest favourite restaurants during your trip. While trekking in remote regions etc. food is included, plentiful and made of fresh local ingredients.

For all trips please refer to the meals included and budget information for included meals and meal budgets.


Transport

Public bus, private vehicle, hiking, biking, rafting.

About our Transportation

Local Flights

Solo Travellers



We believe single travellers should not have to pay more to travel so our group trips are designed for shared accommodation and do not involve a single supplement. Single travellers joining group trips are paired in twin or multi-share accommodation with someone of the same sex for the duration of the trip. Some of our Independent trips are designed differently and single travellers on these itineraries must pay the single trip price.

Accommodation

Hotels (7 nts), camping (1 nt).

About Accommodation

Joining Hotel

For details of your joining hotel please refer to your tour voucher, G Account, the Travel There Co App or contact your travel agent.

Joining Instructions

The Quito International Airport is approximately one hour outside of the city centre where your joining hotel is located. There are a number of routes the driver may take depending on time of day and traffic, however, the route often seems long and indirect. The easiest and cheapest way to get there is by organizing a taxi at the desk within the airport (approximately \$30 USD). Private transfers generally cost more as the cars will need to drive from Quito, to the airport, and return. Immediately after the customs and immigration area, as you head to the exits, you will find a taxi stand. We strongly recommend you pay for the car at set rates from the taxi stand and therefore won't need to worry about sorting out a ride outside the airport facilities, where the situation tends to get more chaotic with many drivers vying for few clients. The taxis outside the airport area do not belong to the Taxi Airport Union and may charge higher fares.

There is also a shuttle available with the bus company Aeroservicios. Aeroservicios charges 8 USD to board a bus which will take you from the new airport to the old airport. The buses are new, comfortable, and often include wifi. From the old airport, a taxi to get to your hotel would generally cost \$5 USD depending on the distance and location.

If you have paid in advance for an arrival transfer, a representative will be waiting at the airport to meet you holding a Travel There Co sign with your name, directly in front of the arrivals section, There are often many people holding signs so we recommend to take some time to locate the rep with a Travel There Co logo and sign with your name. If for any reason you are not met at the airport, please call our local support line at 0999 506 000. If you are unable to make contact for whatever reason, please make your way to the joining point hotel via taxi and report the issue to a Travel There Co representative at the welcome meeting.

Please note that Day 1 is an arrival day and no activities have been planned for that day other than your welcome meeting in the evening, so you can arrive at any time. Similarly the last day is a departure day during which no activities have been planned.

A Travel There Co Representative will organize a short meeting soon after arrival, during which you will meet other tour participants and receive information about general and specific aspects of the trip. A welcome note will be left for you in the hotel so you have all the necessary information regarding the meeting time. If you arrive late, s/he will leave you a message detailing what time and where you should meet the next morning.

Excess luggage can be stored free of charge at the joining hotel during your tour if desired.

Arrival Complications

We don't expect any problems, and nor should you, but if for any reason you are unable to commence your trip as scheduled, as soon as possible please contact your starting point hotel, requesting that you speak to or leave a message for your CEO (if you are not on a group tour please refer to the emergency contact details

provided in this dossier). If you are unable to get in touch with your leader, please refer to our emergency contact details. If you have pre-booked an airport transfer and have not made contact with our representative within 30 minutes of clearing customs and immigration, we recommend that you make your own way to the Starting Point hotel, following the Joining Instructions. Please apply to your travel agent on your return for a refund of the transfer cost if this occurs.

Emergency Contact

Should you need to contact us during a situation of dire need, it is best to first call either the Travel There Co Representative (if one is listed below) or our Travel There Co Local Office. If for any reason you do not receive an immediate answer, please leave a detailed message and contact information, so they may return your call and assist you as soon as possible.

AIRPORT TRANSFER

If you have purchased an arrival through Travel There Co or if an arrival transfer is included in the cost of your tour, please note that:

Your arrival transfer has been arranged based on flight information provided to us. If you are advised of a flight schedule change within 48 hours of your scheduled arrival time, we will do our best to rearrange your arrival transfer however we cannot guarantee this. If your arrival transfer does not arrive within 30 minutes after you have exited the arrivals area please take a taxi to your start point hotel.

EMERGENCY CONTACT NUMBERS

Travel There Co Office Quito, Ecuador

During office hours (Weekdays 9am-6pm Local Time)


From outside Ecuador: +593 2250 6610

From within Ecuador: 022 506 610

After hours Emergency number

From outside Ecuador: +593 999 506 000

From within Ecuador: 0999 506 000



If you are unable for any reason to contact our local office, please call the numbers listed below, which will connect you directly with our 24 hour Sales team, who will happily assist you.

Toll-free, North America only: 1 888 800 4100

Calls from UK: 0344 272 0000

Calls from Germany: 0800 365 1000

Calls from Australia: 1 300 796 618

Calls from New Zealand: 0800 333 307

Outside North America, Australia, New Zealand, Germany and the UK: +1 416 260 0999

What to Take

Most people automatically assume that the weather is hot in South America, but because of the higher altitude in the Andes, the temperature can feel quite cold, especially at night. It's best to layer clothes rather than bring a heavy parka so that you can take layers off.

We recommend using a backpack for your convenience, or a medium-sized suitcase if you prefer. A daypack is also essential for carrying everyday items. Space is limited on transportation, so there is a limit of one main piece of luggage per person. You will be responsible for carrying your own luggage.

Checklist

Cold Weather:

- Long-sleeved shirts or sweater
- Scarf
- Warm gloves

- Warm hat
- Warm layers

Documents:

- Flight info (required) (Printouts of e-tickets may be required at the border)
- Insurance info (required) (With photocopies)
- Passport (required) (With photocopies)
- Required visas or vaccination certificates (required) (With photocopies)
- Vouchers and pre-departure information (required)

Essentials:

- Binoculars (optional)
- Camera (With extra memory cards and batteries)
- Cash, credit and debit cards
- Day pack (Used for daily excursions or short overnights)
- Ear plugs
- First-aid kit (should contain lip balm with sunscreen, sunscreen, whistle, Aspirin, Ibuprofen, bandaids/plasters, tape, anti-histamines, antibacterial gel/wipes, antiseptic cream, Imodium or similar tablets for mild cases of diarrhea, rehydration powder, water purification tablets or drops, insect repellent, sewing kit, extra prescription drugs you may be taking)
- Flashlight/torch (Headlamps are ideal)
- Fleece top/sweater
- Footwear
- Hat
- Locks for bags
- Long pants/jeans
- Moneybelt
- Outlet adapter
- Personal entertainment (Reading and writing materials, cards, music player, etc.)
- Reusable water bottle
- Shirts/t-shirts
- Sleepwear
- Small travel towel
- Sunglasses
- Toiletries (Preferably biodegradable)
- Watch and alarm clock
- Waterproof backpack cover
- Windproof rain jacket



Health & Safety:

- Face masks (required)
- Hand sanitizer (required)
- Pen (Please bring your own pen for filling out documents.)
- Rubber gloves

Trekking:

- Gloves
- Hat
- Hiking boots/sturdy walking shoes
- Hiking pants (Convertible/Zip-off and quick dry recommended)
- Snacks (Protein bars, chocolate, dried fruits, candies, energy sweets.)
- Socks (Trekking socks (woollen or synthetic, not cotton).)
- Thermal base layer (Woollen or synthetic, not cotton.)
- Walking poles (Highly recommended.)

Warm Weather:

- Sandals/flip-flops
- Shorts/skirts (Longer shorts/skirts are recommended)
- Sun hat/bandana

- Swimwear

Note: The best clothing for trekking is either wool or synthetic materials in layers, as this is quick-drying and can keep heat in better. We suggest a base-layer, then a mid-layer such as a light fleece jacket or similar, then a windproof and waterproof layer.

Note: Tents, mattresses and sleeping bags are included as part of the Llanganates Trekking. Rubber boots and walking sticks are available for rent for \$5 USD per day.

Laundry

Laundry facilities are offered by some of our hotels for a charge. There will be times when you may want to or have to do your own laundry so we suggest you bring non-polluting/biodegradable soap.

Visas and Entry Requirements

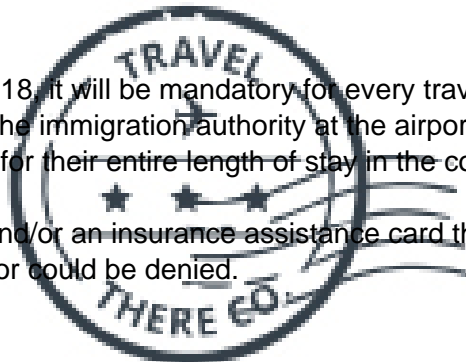
All countries require a valid passport (with a minimum 6 months validity). Contact your local embassy, or consulate for the most up-to-date visa requirements, or see your travel agent.

As of Aug. 2019, the following nationalities will require a Visa to enter Ecuador: Angola, Cameroon, Gambia, Ghana, Guinea, India, Iraq, Libya, Democratic Republic of Congo, Syria, Sri Lanka, Afghanistan, Bangladesh, Cuba, Eritrea, Ethiopia, Kenya, Nepal, Nigeria, North Korea, Pakistan, Senegal and Somalia

Venezuelan nationals entering Ecuador must have a humanitarian visa.

** Please note that by February 2nd 2018, it will be mandatory for every traveler to show proof of insurance (covering medical, accident, death) to the immigration authority at the airport or border crossing into Ecuador. This insurance must cover the traveler for their entire length of stay in the country.

If you do not carry proof of insurance and/or an insurance assistance card that satisfies this requirement, it is possible that your entrance into Ecuador could be denied.



Spending Money

Every traveller is different and therefore spending money requirements will vary. Some travellers may drink more than others while other travellers like to purchase more souvenirs than most. Please consider your own spending habits when it comes to allowing for drinks, shopping and tipping. Please also remember the following specific recommendations when planning your trip.

Money Exchange

Credit cards and debit cards are very useful for cash advances. Visa cards are the most widely accepted cards. While ATMs are widely available some may not accept all international credit or debit cards. You may need to try at more than one machine if the first does not accept your card. You should also check with your bank before leaving to ensure that your card works internationally. You should be aware that to purchase products or services on a credit card a fee of 5%-10% usually applies. Do not rely on credit or debit cards as your only source of money. A combination of US dollar cash and cards is best. Always take more rather than less, as you don't want to spoil the trip by constantly feeling short of funds. Please bring USD banknotes in denominations smaller than 100, as they can be hard to exchange in Ecuador. 100 dollar bills of certain series (e.g. CB B2) can be especially hard to cash! CURRENCY EXCHANGE TIP: Please be advised that slightly torn notes, notes that have been heavily marked or are faded may be difficult to exchange. It is best to bring notes in fairly good condition, in denominations lower than 100USD (or equivalent). As currency exchange rates can fluctuate often we ask that you refer to the following website for daily exchange rates: www.xe.com

Emergency Fund

Please also make sure you have access to at least an additional USD \$200 (or equivalent) as an 'emergency' fund, to be used when circumstances outside our control (ex. a natural disaster) require a change to our planned route. This is a rare occurrence!

Departure Tax

Tipping

It is customary in Latin America to tip service providers such as waiters, at approximately 10%, depending on the service. Tipping is an expected - though not compulsory - component of your tour program and an expression of satisfaction with the persons who have assisted you on your tour. Although it may not be customary to you, it is of considerable significance to the people who will take care of you during your travels. There are several times during the trip where there is opportunity to tip the local guides or drivers we use. Recommendations for tipping drivers and local guides would range from \$5-10 USD per day depending on the quality and length of the service; ask your CEO for specific recommendations based on the circumstances and culture.

Also at the end of each trip if you felt your Travel There Co CEO did an outstanding job, tipping is appreciated. The amount is entirely a personal preference, however as a guideline \$20-25 USD per person, per week can be used.

Optional Activities

Quito

- Quito City Tour and Equator (50-60USD per person)
- Teleférico (8USD per person)

Baños

- Whitewater Rafting (70USD per person)
- Hiking (Free)
- Mountain Biking (10USD per person)
- Baños Ziplining Adventure Bundle
- Horseback Riding (25USD per person)
- Baños Canyoning Adventure
- Hot Springs (20USD per person)



Health

Please note inoculations may be required for the country visited. It is your responsibility to consult with your travel doctor for up to date medical travel information well before departure.

You should consult your doctor for up-to-date medical travel information well before departure. We recommend that you carry a First Aid kit and hand sanitizers / antibacterial wipes as well as any personal medical requirements. Please be aware that quite often we are in remote areas and away from medical facilities, and for legal reasons our leaders are prohibited from administering any type of drug including headache tablets, antibiotics, etc. When selecting your trip please carefully read the brochure and itinerary and assess your ability to cope with our style of travel. Please refer to the Physical and Culture Shock ratings for trip specific information. Travel There Co reserves the right to exclude any traveller from all or part of a trip without refund if in the reasonable opinion of our CEO they are unable to complete the itinerary without undue risk to themselves and/or the rest of the group.

Please note your Adventure travels to high altitude. This is medically defined as anything over 8,000 feet (2,440 meters). Most people can travel to 8,000 feet with minimal effects. However, everyone reacts to altitude differently and altitude sickness can on set with some people irrespective of fitness and age. For details on how to best prepare and what to do in the unlikely event you are effected on your Adventure, please consult your physician.

Safety and Security

Many national governments provide a regularly updated advice service on safety issues involved with international travel. We recommend that you check your government's advice for their latest travel information before departure. We strongly recommend the use of a neck wallet or money belt while travelling, for the safe keeping of your passport, air tickets, travellers' cheques, cash and other valuable items. Leave your valuable jewellery at home - you won't need it while travelling. Many of the hotels we use have safety deposit boxes, which is the most secure way of storing your valuables. A lock is recommended for securing your luggage. When travelling on a group trip, please note that your CEO has the authority to amend or cancel any part of the trip itinerary if it is deemed necessary due to safety concerns. Your CEO will accompany you on all included activities. During your trip you will have some free time to pursue your own interests, relax and take it easy or explore at your leisure. While your CEO will assist you with options available in a given location please note that any optional activities you undertake are not part of your itinerary, and we offer no representations about the safety of the activity or the standard of the operators running them. Please use your own good judgment when selecting an activity in your free time. Although the cities visited on tour are generally safe during the day, there can be risks to wandering throughout any major city at night. It is our recommendation to stay in small groups and to take taxis to and from restaurants, or during night time excursions.

Protests and Demonstrations- Protests and demonstrations, even those that are well intended, have the potential to turn violent with no warning. Counter protests can also turn violent. Action by security forces to disperse demonstrators and protesters may occur at any time. If you are in an area where demonstrators or protesters are gathering, avoid the temptation of staying for a good photo opportunity and leave the area immediately.

Water based activities have an element of danger and excitement built into them. We recommend only participating in water based activities when accompanied by a guide(s). We make every reasonable effort to ensure the fun and adventurous element of any water based activities (in countries with varying degrees of operating standards) have a balanced approach to safety. It is our policy not to allow our CEOs to make arrangements on your behalf for water based activities that are not accompanied by guide(s).

Swimming, including snorkeling, is always at your own risk.

We take all prudent measures in relation to your safety. For ways to further enhance your personal safety while traveling, please visit:

<http://www.gadventures.com/travel-resources/safety/>
www.gadventures.com/travel-resources/safety/

Trip Specific Safety

Care should be taken when wandering around on your own in Quito as, some areas can be dangerous and pickpockets are daring. If ever in doubt, jump in a taxi as they are cheap and plentiful.

Medical Form

A Couple of Rules

Illegal drugs will not be tolerated on any trips. Possessing or using drugs not only contravenes the laws of the land but also puts the rest of the group at risk. Smoking marijuana and opium is a part of local culture in some parts of the world but is not acceptable for our travellers. Our philosophy of travel is one of respect towards everyone we encounter, and in particular the local people who make the world the special place it is. The exploitation of prostitutes is completely contrary to this philosophy. Our CEOs have the right to expel any member of the group if drugs are found in their possession or if they use prostitutes.

A Word of Warning

Travel Insurance

Travel Insurance: Travel insurance is compulsory in order to participate on any of our trips. When travelling on a group trip, you will not be permitted to join the group until evidence of travel insurance has been sighted by your CEO, who will take note of your insurance details. When selecting a travel insurance policy please bear in mind that all clients must have medical coverage and that we require a minimum coverage of USD 200,000 for repatriation and emergency rescue. We strongly recommend that the policy also covers personal liability, cancellation, curtailment and loss of luggage and personal effects. If you have credit card insurance we require proof of purchase of the trip (a receipt of credit card statement) with a credit card in your name. Contact your bank for details of their participating insurer, the level of coverage and emergency contact telephone number.

Local Dress

Feedback

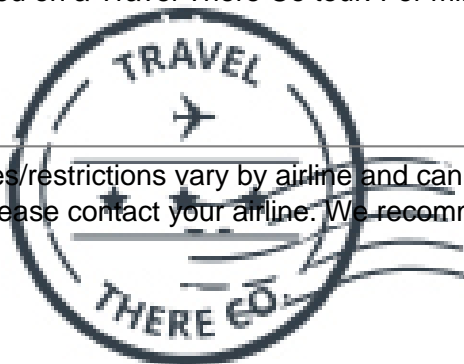
After your travels, we want to hear from you! Your feedback information is so important to us that we'll give you 5% off the price of your next Travel There Co trip if your feedback is completed on-line within 30 days of finishing your trip. Your tour evaluation will be e-mailed to you 24 hours after the conclusion of your trip. If you do not receive the tour evaluation link in the days after your tour has finished, please drop us a line at customerservice@gadventures.com and we will send it on to you.

Minimum Age

You must be 18 to travel unaccompanied on a Travel There Co tour. For minors travelling with a guardian over 21 years old, the minimum age is 12.

International Flights

Check-in times and baggage allowances/restrictions vary by airline and can change at any time. For the most up-to-date information for your flight, please contact your airline. We recommend checking in online in advance to avoid potential delays at the airport.



Last updated: Sat 18 Jan '25