



TRAVEL THERE CO

6455 N Union Blvd Suite 100 TT
Colorado Springs,
CO 80918
Phone: +1 888-688-8954
E-mail: info@travelthereco.com
Web: www.travelthereco.com

Trekking Mont Blanc

Days:Chamonix toChamonix

What's Included

Your Welcome Moment: Meet Your CEO and Group. Challenging mountain hikes led by an International Mountain Leader (IML) (8 days). All transport between destinations and to/from included activities.

The information in this trip details document has been compiled with care and is provided in good faith. However it is subject to change, and does not form part of the contract between the client and the operator. The itinerary featured is correct at time of printing. It may differ slightly to the one in the brochure. Occasionally our itineraries change as we make improvements that stem from past travellers, comments and our own research. Sometimes it can be a small change like adding an extra meal along the itinerary. Sometimes the change may result in us altering the tour for the coming year. Ultimately, our goal is to provide you with the most rewarding experience. Please note that our brochure is usually released in November each year. If you have booked from the previous brochure you may find there have been some changes to the itinerary.

VERY IMPORTANT: Please ensure that you print a final copy of your Trip Details to review a couple of days prior to travel, in case there have been changes that affect your plans.

Itinerary

Highlights

Hike the soul-stirring Mont Blanc massif, witness alpine meadows and rocky peaks, conquer windswept cols and steep trails, earn that delicious mountain meal, stay in remote mountain refuges.

Dossier Disclaimer

The information in this trip details document has been compiled with care and is provided in good faith. However it is subject to change, and does not form part of the contract between the client and the operator. The itinerary featured is correct at time of printing. It may differ slightly to the one in the brochure. Occasionally our itineraries change as we make improvements that stem from past travellers, comments and our own research. Sometimes it can be a small change like adding an extra meal along the itinerary. Sometimes the change may result in us altering the tour for the coming year. Ultimately, our goal is to provide you with the most rewarding experience. Please note that our brochure is usually released in November each year. If you have booked from the previous brochure you may find there have been some changes to the itinerary.

VERY IMPORTANT: Please ensure that you print a final copy of your Trip Details to review a couple of days prior to travel, in case there have been changes that affect your plans.

Itinerary Disclaimer

While it is our intention to adhere to the route described below, there is a certain amount of flexibility built into the itinerary and on occasion it may be necessary, or desirable to make alterations. The itinerary is brief, as we

never know exactly where our journey will take us. Due to our style of travel and the regions we visit, travel can be unpredictable. The Trip Details document is a general guide to the tour and region and any mention of specific destinations or wildlife is by no means a guarantee that they will be visited or encountered.

Additionally, any travel times listed are approximations only and subject to vary due to local circumstances.

Important Notes

1. Please note that this trip is rated Physical Grade 5 and is a backpacking trekking trip from start to finish. Passengers are required to carry their own packs and there are no support vehicles. It is possible to leave some gear at the hotel in Chamonix as the trip begins and ends here. Night stops and routes may vary depending on weather conditions, daily group progress and availability. Flexibility is very important. Please see the equipment list for essential information on what to take

2. Please note that this trip travels through remote and rugged Alpine terrain. Extremes of heat and cold may be encountered and the route involves some long and demanding trekking days carrying all your own gear. The CEO will accompany you on the treks; however, there are up to 12 people in a group and the trip is self-supported. There are no luggage transport, porters or guides. Therefore it is important that you are a fit and confident walker over mountain terrain, able to manage ascents and descents and cross streams by yourself. Please realistically self-assess your fitness and suitability for this trip.

Please note that on most days there is no possibility of continuing by public transport; taxis may sometimes be possible if you are not able to continue walking but these cannot be guaranteed and will be at your own expense

Group Leader Description

This Travel There Co group trip is accompanied by one of our Chief Experience Officers (CEOs). The aim of the CEO is to take the hassle out of your travels and to help you have the best trip possible. They will provide information on the places you are travelling through, offer suggestions for things to do and see, recommend great local eating venues and introduce you to our local friends. While not being guides in the traditional sense you can expect them to have a broad general knowledge of the countries visited on the trip, including historical, cultural, religious and social aspects. The CEO will accompany you on the treks; however, there are up to 12 people in a group and the trip is self-supported, there are no luggage transport, porters or guides. Therefore it is important that you are a fit and confident walker over mountain terrain, able to manage ascents and descents and cross streams by yourself.

On Mont Blanc, we employ the services of fully-trained International Mountain Leaders (IML). The IML qualification requires significant international trekking experience followed by 3 weeks of training and assessment in the Alps in both summer and winter conditions. The training includes avalanche awareness, dealing with altitude sickness, being aware of the surrounding elements and an understanding of physiology. With experienced IMLs guiding you on your trek, you are guaranteed the best possible experience whilst in the mountains.

Group Size Notes

Max 12, avg 10

Meals Included

9 breakfasts, 5 dinners

Meals

Eating is a big part of traveling. Travelling with Travel There Co you experience the vast array of wonderful food that is available out in the world. Generally meals are not included in the trip price when there is a choice of eating options, to give you the maximum flexibility in deciding where, what and with whom to eat. It also gives you more budgeting flexibility, though generally food is cheap. Our groups tend to eat together to enable you to taste a larger variety of dishes and enjoy each other's company. The above information applies to Travel There

Co group trips. For all trips please refer to the meals included and budget information for included meals and meal budgets.

For the hiking portion of this tour, meal options are limited to those available in the refuges that we stop in along the way. Here, you will enjoy delicious food made with local ingredients.

Transport

Local bus, walking, cable car

About our Transportation

Transport on this trip will mainly be on foot, but there will be some short journeys by public bus or train to get to the start/finish points of walks.

Local Flights

All local flights are included in the cost of your tour unless otherwise noted. It is important that we have your passport information at the time of booking in order to process these tickets. Internal flight tickets are issued locally and will be given to you prior to the flight departure.

Solo Travellers

We believe single travellers should not have to pay more to travel so our group trips are designed for shared accommodation and do not involve a single supplement. Single travellers joining group trips are paired in twin or multi-share accommodation with someone of the same sex for the duration of the trip. Some of our Independent trips are designed differently and single travellers on these itineraries must pay the single trip price.

Accommodation

Hotels (4 nts, possibly multi-share), mountain refuges (5 nts, multi-share).

About Accommodation

Note that most accommodation in Europe does not have air conditioning units in rooms. Air conditioning is not routinely installed in European homes and workplaces. However, nearly all hotels will provide a standing or desk fan for your room on hot nights. If you do not already have one in your room, please ask your CEO to organize one for you with reception.

As this trip has a "Basic" Service Level grading, and uses mountain refuges, some accommodation on this tour is multi-share. This may involve 3-4 group members sharing and often in the mountain gites dormitory style rooms for the whole group. Rooms will not be en-suite and will have shared bathroom facilities.


We will be staying at a mixture of mountain refuges and small local hotels on this trip. Most nights will be multi-share and with basic, shared facilities.

Joining Hotel

For details of your joining hotel please refer to your tour voucher, G Account, the Travel There Co App or contact your travel agent.

Joining Instructions

Please note that day 1 is an arrival day and no activities have been planned on this day. Upon arrival to the city on day 1 (or earlier if you have booked pre-accommodation), please make your way to the joining hotel (note that check-in time will be in the afternoon). Once you arrive at the hotel, look for a note or bulletin board in the reception with a note from your CEO. This note will give the details of your Welcome Meeting on day 1 (usually



between 5pm and 7pm), where you will get a chance to meet your CEO and other travellers, as well as learn more about how the tour will run. If you don't see a note, please ask reception for details!

If you are arriving later and will miss the Welcome Meeting, your CEO will leave a note at reception for you with any information you may need, and with morning instructions for the next day.

Getting to Hotel Gustavia (please check your vouchers to ensure this is your start hotel):

To arrange arrival and departure transfers between the Geneva Airport and the hotel in Chamonix, please use the following link:

<http://gadventures.cvt.ski/transfers/>

We advise that you book both your arrival and departure transfers in advance. Please make sure you have the following TRAVEL DETAILS before booking:

- Flight number
- Flight Arrival Time and Date
- Flight Departure Time and Date
- Passenger's Name
- Number of Passengers
- Email
- Valid Mobile Telephone Number
- Drop off and/or Pick Up Address

Alternate to transfer company:

A public bus runs 4 times per day between GVA airport & Chamonix. Cost is 19 EUR each way. See www.ouibus.com for more information.

Arrival Complications

We don't expect any problems, and nor should you, but if for any reason you are unable to commence your trip as scheduled, as soon as possible please contact your starting point hotel, requesting that you speak to or leave a message for your CEO. If you are unable to get in touch with your leader, please refer to our emergency contact details.

Emergency Contact

Should you need to contact us during a situation of dire need, it is best to first call either the Travel There Co Local Representative (if one is listed below) or our Travel There Co Local Office. If for any reason you do not receive an immediate answer, please leave a detailed message and contact information, so they may return your call and assist you as soon as possible.

EMERGENCY CONTACT NUMBERS

Travel There Co London office: +447817262559

If you are unable for any reason to contact our local office, please call the numbers listed below, which will connect you directly with our 24 hour Sales team, who will happily assist you:

Toll-free, North America only: 1 888 800 4100

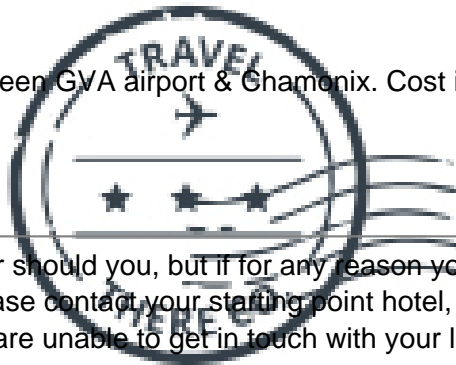
Calls from UK: 0344 272 0000

Calls from Germany: 0800 365 1000

Calls from Australia: 1300 796 618

Calls from New Zealand: 0800 333 307

Outside North America, Australia, New Zealand, Germany and the UK: +1 416 260 0999



What to Take

Please note that this trip is rated Physical Grade 5 and is a backpacking trekking trip from start to finish. Passengers are required to carry their own packs and there are no support vehicles. It is possible to leave some gear at the hotel in Chamonix as the trip begins and ends here. Night stops and routes may vary depending on weather conditions, daily group progress and availability. Flexibility is very important. Please see the equipment list for essential information on what to take.

You may leave some extra gear or a piece of luggage at the start hotel and get it back on Day 10 at the end of the trip (check with your CEO or hotel front desk about the luggage storage policy).

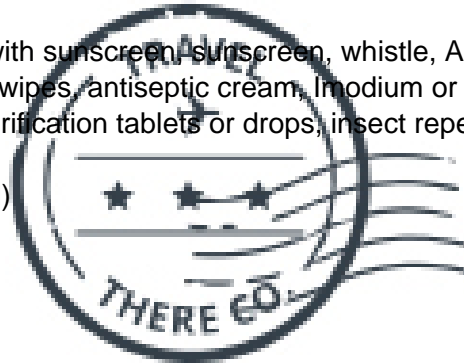
Checklist

Documents:

- Flight info (required) (Printouts of e-tickets may be required at the border)
- Insurance info (required) (With photocopies)
- Passport (required) (With photocopies)
- Required visas or vaccination certificates (required) (With photocopies)
- Vouchers and pre-departure information (required)

Essentials:

- Binoculars (optional)
- Camera (With extra memory cards and batteries)
- Cash, credit and debit cards
- Day pack (Used for daily excursions or short overnights)
- Ear plugs
- First-aid kit (should contain lip balm with sunscreen, sunscreen, whistle, Aspirin, Ibuprofen, bandaids/plasters, tape, anti-histamines, antibacterial gel/wipes, antiseptic cream, Imodium or similar tablets for mild cases of diarrhea, rehydration powder, water purification tablets or drops, insect repellent, sewing kit, extra prescription drugs you may be taking)
- Flashlight/torch (Headlamps are ideal)
- Fleece top/sweater
- Footwear
- Hat
- Locks for bags
- Long pants/jeans
- Moneybelt
- Outlet adapter
- Personal entertainment (Reading and writing materials, cards, music player, etc.)
- Reusable water bottle
- Shirts/t-shirts
- Sleepwear
- Small travel towel
- Sunglasses
- Toiletries (Preferably biodegradable)
- Watch and alarm clock
- Waterproof backpack cover
- Windproof rain jacket



Health & Safety:

- Face masks (required)
- Hand sanitizer (required)
- Pen (Please bring your own pen for filling out documents.)
- Rubber gloves

Mont Blanc Trekking:

- Hiking Pack (required) (Max 40 litres capacity - it is essential to pack light as you will be carrying your own gear.)

- Pillowcase (required) (Please bring your own pillowcase to use with your sleeping bag.)
- Rain gear (required) (Jacket and pants, must be windproof and waterproof. We recommend using a jacket with a hood made of Gortex or similar fabric, and advise against bringing pac-a-macs or ponchos.)
- Sleeping bag (required) (Please bring your own sleeping bag for use in the mountain refuges.)
- Sleeping bag liner/sleep sheet (required) (Cotton or silk liners are essential to use at the refuges.)
- Clothing (We recommend bringing 1 outfit to wear during the evenings and days off, preferably lightweight top and bottoms.)
- Fleece jacket or warm layer
- Gloves (We recommend packing warm gloves in case of cold and wet weather.)
- Hat (For cool weather, a warm beanie is most appropriate. For sunny weather, a wide brimmed hat or cap. We recommend preparing for both weather conditions.)
- Hiking boots (We recommend hiking boots instead of hiking shoes, as boots provide better ankle support on rough terrain and protection from snow early in the season.)
- Hiking pants (Convertible/Zip-off and quick dry recommended. We recommend 2 pairs of trousers, and 1 pair of shorts.)
- Lightweight wicking shirts
- Long-sleeved shirt for hiking
- Pack liners to waterproof bags (A rucksack liner or large Ziploc bags/dry bag(s) to keep clothes and equipment dry inside your backpack in case of rain.)
- Quick-dry socks (Trekking socks (woollen or synthetic, not cotton). We recommend packing 2-3 pairs.)
- Shoes/sandals (Sport sandals, flip-flops or light sneakers to wear at the refuges is optional, as most refuges have cros available to wear during your stay.)
- Snacks (Protein bars, chocolate, dried fruits, candies, energy sweets. You will be able to purchase these along the way.)
- Thermal base layer (Woollen or synthetic, not cotton.)

Note: This is a mountain trek going up to over 2500m/8000ft, therefore it is important that hikers are prepared for changing weather conditions (especially in the June and September).

When choosing your gear please bear in mind that the best clothing for trekking is either wool or synthetic materials, as these are quick-drying and can keep heat in better. The optimum clothing system for trekking is layering, as it allows for easy temperature regulation as you ascend or descend. We suggest a base-layer, then a mid-layer such as a sweater, followed by a fleece jacket or similar, then a windproof and waterproof jacket. For your bottom half, thermal underwear, hiking pants then windproof and waterproof layers are recommended.

Hiking poles are strongly recommended, especially for departures in June and early in the season. Hiking gear is not available for rent in Chamonix. If you require additional items (poles, rain gear etc.) it may be purchased.

Laundry

Laundry facilities are offered by some of our hotels for a charge or ask your CEO where the closest laundromat is. There will be times when you may want to or have to do your own laundry so we suggest you bring non-polluting/biodegradable soap.

Visas and Entry Requirements

Contact your local embassy or consulate for the most up-to-date visa requirements, or see your travel agent. It is your responsibility to have the correct travel documentation. While we provide the following information in good faith, it is vital that you check yourself and understand that you are fully responsible for your own visa requirements.

All visitors to the EU (European Union) and EEC (European Economic Community) countries require a valid passport (with a minimum 6 months validity). USA, Canada, Australia and New Zealand passport holders do not need a visa to visit the Schengen area (see below), however they may not stay longer than three months in any 6-month period.

For other nationalities, travelling in Europe has been simplified with the introduction of the Schengen visa. As a

visitor to the Schengen area (Austria, Germany, Netherlands, Belgium, Greece, Norway, Denmark, Iceland, Portugal, Finland, Italy, Spain, France, Luxembourg, Sweden, Czech Republic, Hungary, Estonia, Latvia, Lithuania, Malta, Poland, Slovakia, Slovenia and Switzerland) you will enjoy the many advantages of this unified visa system. Generally speaking with a Schengen visa, you may enter one Schengen country and travel freely throughout the Schengen region during the validity of your visa. There are limited border controls at Schengen borders, if any at all.

Please note that the UK and Ireland are NOT part of the Schengen agreement.

A Schengen visa is applied for at the Embassy or Consulate of the Schengen country in which you will be spending the most nights on your trip to the Schengen space. If you are only visiting one country on your trip then you apply for your visa at the Consulate of this Schengen country.

Spending Money

Every traveller is different and therefore spending money requirements will vary. Some travellers may drink more than others while other travellers like to purchase more souvenirs than most. Please consider your own spending habits when it comes to allowing for drinks, shopping and tipping. Please also remember the following specific recommendations when planning your trip.

Money Exchange

France and Italy are in the Eurozone and the unit of the currency is the Euro. Switzerland uses the Swiss Franc (CHF) however euros are very widely accepted and you should have no problem making any cash purchases in Euros.

Credit cards and debit cards are very useful for cash advances but you must remember to bring your PIN number (be aware that many ATM machines only accept 4-digit PINs). Both Cirrus and Plus system cards are the most widely accepted debit cards. Visa cards are the most widely accepted credit cards. While ATMs are commonly available, there are no guarantees that your credit or debit cards will actually work in France, Italy or Switzerland. You should be aware when purchasing products or services on a credit card, that a fee usually applies.

Do not rely on credit or debit cards as your only source of money. A combination of Euros, traveller's cheques and cards is best. Avoid relying on traveller's cheques alone as these are less and less readily cashed as clients use them very little.

Always take more rather than less, as you don't want to spoil the trip by constantly feeling short of funds.

As currency exchange rates can fluctuate often we ask that you refer to the following website for daily exchange rates: www.xe.com

Emergency Fund

Please also make sure you have access to at least an additional USD \$200 (or equivalent) as an 'emergency' fund, to be used when circumstances outside our control (ex. a natural disaster) require a change to our planned route. This is a rare occurrence!

Departure Tax

Usually included in international air ticket

Tipping

While conventions can vary from country to country, tipping is customary in Europe. A general rule is 10% of the bill for wait staff, and a smaller amount (€1 or €2) for other service providers.

Tipping is an expected - though not compulsory - component of your tour program, and an expression of

satisfaction with the persons who have assisted you on your tour. Although it may not be customary to you, it is of considerable significance to the people who will take care of you during your travels. There are several times during the trip where there is opportunity to tip the local guides. You may do this individually, or your CEO will offer to collect the money and tip as a group. Recommendations for tipping local guides would range from €3-5 per day, depending on the quality and length of the service; ask your CEO for specific recommendations based on the circumstances and culture.

At the end of each trip, if you felt your Travel There Co CEO did an outstanding job, tipping is expected and appreciated. The precise amount is a personal preference, however €30-€40 per person, per week can be used as a guideline.

Optional Activities

Courmayeur

- Cable Car Ride to Pointe Helbronner (52EUR per person)
- Spa Centre of Pré St Didier (50EUR per person)
- Rafting (30-95EUR per person)

Aosta

- Aosta Visit (7EUR per person)

Health

Please note inoculations may be required for the country visited. It is your responsibility to consult with your travel doctor for up to date medical travel information well before departure.

You should consult your doctor for up-to-date medical travel information well before departure. We recommend that you carry a First Aid kit and hand sanitizers / antibacterial wipes as well as any personal medical requirements. Please be aware that quite often we are in remote areas and away from medical facilities, and for legal reasons our leaders are prohibited from administering any type of drug including headache tablets, antibiotics, etc. When selecting your trip please carefully read the brochure and itinerary and assess your ability to cope with our style of travel. Please refer to the Physical and Culture Shock ratings for trip specific information. Travel There Co reserves the right to exclude any traveller from all or part of a trip without refund if in the reasonable opinion of our CEO they are unable to complete the itinerary without undue risk to themselves and/or the rest of the group.

Please note your Adventure travels to high altitude. This is medically defined as anything over 8,000 feet (2,440 meters). Most people can travel to 8,000 feet with minimal effects. However, everyone reacts to altitude differently and altitude sickness can on set with some people irrespective of fitness and age. For details on how to best prepare and what to do in the unlikely event you are effected on your Adventure, please consult your physician.

Safety and Security

Many national governments provide a regularly updated advice service on safety issues involved with international travel. We recommend that you check your government's advice for their latest travel information before departure. We strongly recommend the use of a neck wallet or money belt while travelling, for the safe keeping of your passport, air tickets, travellers' cheques, cash and other valuable items. Leave your valuable jewellery at home - you won't need it while travelling. Many of the hotels we use have safety deposit boxes, which is the most secure way of storing your valuables. A lock is recommended for securing your luggage. When travelling on a group trip, please note that your CEO has the authority to amend or cancel any part of the trip itinerary if it is deemed necessary due to safety concerns. Your CEO will accompany you on all included activities. During your trip you will have some free time to pursue your own interests, relax and take it easy or explore at your leisure. While your CEO will assist you with options available in a given location please note that any optional activities you undertake are not part of your itinerary, and we offer no representations about the safety of the activity or the standard of the operators running them. Please use your own good judgment when selecting an activity in your free time. Although the cities visited on tour are generally safe during the day,

there can be risks to wandering throughout any major city at night. It is our recommendation to stay in small groups and to take taxis to and from restaurants, or during night time excursions.

Protests and Demonstrations- Protests and demonstrations, even those that are well intended, have the potential to turn violent with no warning. Counter protests can also turn violent. Action by security forces to disperse demonstrators and protesters may occur at any time. If you are in an area where demonstrators or protesters are gathering, avoid the temptation of staying for a good photo opportunity and leave the area immediately.

Water based activities have an element of danger and excitement built into them. We recommend only participating in water based activities when accompanied by a guide(s). We make every reasonable effort to ensure the fun and adventurous element of any water based activities (in countries with varying degrees of operating standards) have a balanced approach to safety. It is our policy not to allow our CEOs to make arrangements on your behalf for water based activities that are not accompanied by guide(s).

Swimming, including snorkeling, is always at your own risk.

We take all prudent measures in relation to your safety. For ways to further enhance your personal safety while traveling, please visit:

www.gadventures.com/travel-resources/safety/

Trip Specific Safety

Medical Form

A Couple of Rules

Illegal drugs will not be tolerated on any trips. Possessing or using drugs not only contravenes the laws of the land but also puts the rest of the group at risk. Smoking marijuana and opium is a part of local culture in some parts of the world but is not acceptable for our travellers. Our philosophy of travel is one of respect towards everyone we encounter, and in particular the local people who make the world the special place it is. The exploitation of prostitutes is completely contrary to this philosophy. Our CEOs have the right to expel any member of the group if drugs are found in their possession or if they use prostitutes.

A Word of Warning

Travel Insurance

Travel Insurance: Travel insurance is compulsory in order to participate on any of our trips. When travelling on a group trip, you will not be permitted to join the group until evidence of travel insurance has been sighted by your CEO, who will take note of your insurance details. When selecting a travel insurance policy please bear in mind that all clients must have medical coverage and that we require a minimum coverage of USD 200,000 for repatriation and emergency rescue. We strongly recommend that the policy also covers personal liability, cancellation, curtailment and loss of luggage and personal effects. If you have credit card insurance we require proof of purchase of the trip (a receipt of credit card statement) with a credit card in your name. Contact your bank for details of their participating insurer, the level of coverage and emergency contact telephone number.

Local Dress

Feedback

After your travels, we want to hear from you! Your feedback information is so important to us that we'll give you

5% off the price of your next Travel There Co trip if your feedback is completed on-line within 30 days of finishing your trip. Your tour evaluation will be e-mailed to you 24 hours after the conclusion of your trip. If you do not receive the tour evaluation link in the days after your tour has finished, please drop us a line at customerservice@gadventures.com and we will send it on to you.

Minimum Age

You must be 18 to travel unaccompanied on a Travel There Co tour. For minors travelling with a guardian over 21 years old, the minimum age is 12.

International Flights

Check-in times and baggage allowances/restrictions vary by airline and can change at any time. For the most up-to-date information for your flight, please contact your airline. We recommend checking in online in advance to avoid potential delays at the airport.

Last updated: Sat 18 Jan '25

