



TRAVEL THERE CO

6455 N Union Blvd Suite 100 TT
Colorado Springs,
CO 80918
Phone: +1 888-688-8954
E-mail: info@travelthereco.com
Web: www.travelthereco.com

Ancient Empires—Beijing to Tokyo

Days: Beijing to Tokyo

What's Included

Your Welcome Moment: Meet Your CEO and Group

Your Discover Moment: Shanghai

Your Local Living Moment: Overnight in Mount K^{ya} Temple, K^{ya}asan. Great Wall excursion and entrance (Beijing). Tiananmen Square and Forbidden City guided tour. Terracotta Warriors excursion (Xi'an). Master of the Nets Garden visit (Suzhou). Shanghai orientation walk. Chinese acrobat performance (Shanghai). Hiroshima Peace Park and Museum visit. Miyajima excursion with floating torii gate visit. Nijo Castle and gardens visit (Kyoto). Gion walk. Fushimi Inari shrine visit. Lake Ashino-ko boat ride. Traditional ryokan stay with kaiseki meal. Japan Rail (JR) pass (7 days). Internal flight. All transport between destinations and to/from included activities.

The information in this trip details document has been compiled with care and is provided in good faith. However it is subject to change, and does not form part of the contract between the client and the operator. The itinerary featured is correct at time of printing. It may differ slightly to the one in the brochure. Occasionally our itineraries change as we make improvements that stem from past travellers, comments and our own research. Sometimes it can be a small change like adding an extra meal along the itinerary. Sometimes the change may result in us altering the tour for the coming year. Ultimately, our goal is to provide you with the most rewarding experience. Please note that our brochure is usually released in November each year. If you have booked from the previous brochure you may find there have been some changes to the itinerary.

VERY IMPORTANT: Please ensure that you print a final copy of your Trip Details to review a couple of days prior to travel, in case there have been changes that affect your plans.

Itinerary

Highlights

Meet the ancient Terracotta Warriors, Visit the Great Wall of China, Sleep in a temple atop Mt K^{ya}, get a bird's-eye view of Mt Fuji from a cable car, stay in a traditional ryokan

Dossier Disclaimer

The information in this trip details document has been compiled with care and is provided in good faith. However it is subject to change, and does not form part of the contract between the client and the operator. The itinerary featured is correct at time of printing. It may differ slightly to the one in the brochure. Occasionally our itineraries change as we make improvements that stem from past travellers, comments and our own research. Sometimes it can be a small change like adding an extra meal along the itinerary. Sometimes the change may result in us altering the tour for the coming year. Ultimately, our goal is to provide you with the most rewarding experience. Please note that our brochure is usually released in November each year. If you have booked from the previous brochure you may find there have been some changes to the itinerary.

VERY IMPORTANT: Please ensure that you print a final copy of your Trip Details to review a couple of days prior to travel, in case there have been changes that affect your plans.

Itinerary Disclaimer

While it is our intention to adhere to the route described below, there is a certain amount of flexibility built into the itinerary and on occasion it may be necessary, or desirable to make alterations. The itinerary is brief, as we never know exactly where our journey will take us. Due to our style of travel and the regions we visit, travel can be unpredictable. The Trip Details document is a general guide to the tour and region and any mention of specific destinations or wildlife is by no means a guarantee that they will be visited or encountered. Aboard expedition trips visits to research stations depend on final permission.

Additionally, any travel times listed are approximations only and subject to vary due to local circumstances.

Important Notes

COMBO TRIP

Please note that this trip is a combination of multiple Travel There Co tours. As such, the staff and/or particular vehicles operating your tour may change between tour segments. You may also expect some group members to join or leave the tour, between tour segments.

JAPAN RAIL PASS


Please note that only foreigners travelling in Japan as a tourist are able to use a Japan Rail Pass and that you will not receive the pass until the trip begins. If you are a Japanese citizen/resident or travelling on a student/business visa please advise us at time of booking as you will not be able to take advantage of the Rail Pass.

TATTOOS

Tattoos are not common or widely accepted in Japan. There is no cause for concern, but do your best to cover your tattoos when possible and note that you may not be permitted to enter public spas or onsens (hot springs).

Luggage size restriction – Effective from May 2020 onwards

All Travel There Co tours in Japan use the world-famous Shinkansen bullet trains, which have a restriction on maximum luggage size. Your luggage must be less than 100cm in total. This is roughly the size that most airline companies consider as "carry-on baggage" and allow in overhead storage compartments.



We strongly recommend bringing a day pack or backpack to use during the day, in addition to your carry-on sized luggage. Please see "What to take" under Tour details for more information.

Peak season notice: Golden Week falls between October 1st and 7th, 2019/2020/2021. Please note that Golden Week is a semi-annual 7-day or 8-day national holiday for the people of China. This is a very busy time of the year for domestic tourists, so expect some crowding at major attractions. We recommend booking these dates well in advance as accommodations and transportation availability is extremely limited.

Group Leader Description

All our Travel There Co group trip is accompanied by a Travel There Co Chief Experience Officer (CEO) in China. The aim of the group leader is to take the hassle out of your travels and to help you have the best trip possible. They will provide information on the places you are travelling through, offer suggestions for things to do and see, recommend great local eating venues and introduce you to our local friends. While not being guides in the traditional sense you can expect them to have a broad general knowledge of the countries visited on the trip, including historical, cultural, religious and social aspects.

Group Size Notes

Max 15, avg 12

Meals Included

4 breakfasts, 2 dinners

Meals

Eating is a big part of traveling. Travelling with Travel There Co you experience the vast array of wonderful food that is available out in the world. Generally meals are not included in the trip price when there is a choice of eating options, to give you the maximum flexibility in deciding where, what and with whom to eat. It also gives you more budgeting flexibility, though generally food is cheap. Our groups tend to eat together to enable you to taste a larger variety of dishes and enjoy each other's company. There is no obligation to do this though. Your CEO will be able to suggest favourite restaurants during your trip. Included breakfasts will usually be asian style consisting of noodles or congee (rice porridge) or bread and eggs. Vegetarians will be able to find a range of different foods, although in some areas the choice maybe limited. While trekking in remote regions food is included, plentiful and made of fresh local ingredients. For all trips please refer to the meals included and budget information for included meals and meal budgets.

Transport

Train, local bus, air-conditioned bus, walking, metro, bullet train, plane, ferry.

About our Transportation

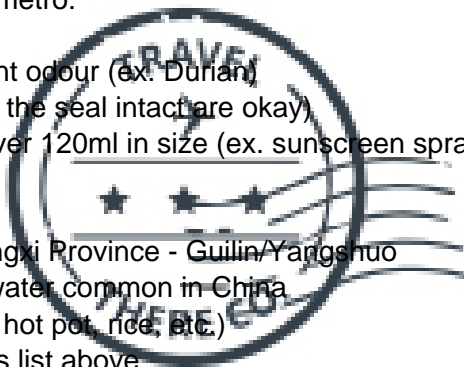
Train travel is often used throughout our China trips as it's an easily accessible and fast way to make the most of the time you have in China. While packing for your trip please note the following restrictions and remember that the local policies in place are for yours and everyone's safety.

Prohibited items on China's trains and metro:

1. Any knives or scissors
2. Items or food that have an unpleasant odour (ex. Durian)
3. Open liquor bottles (new bottles with the seal intact are okay)
4. Pressurized/flammable containers over 120ml in size (ex. sunscreen spray, mosquito repellent spray, hairspray, etc.)

Prohibited items on trains to/from Guangxi Province - Guilin/Yangshuo

1. Floria Water - a mosquito repellent water common in China
2. Self-heating food items (self-heating hot pot, rice, etc.)
3. As well as everything on the previous list above



Local Flights

All local flights are included in the cost of your tour unless otherwise noted. It is important that we have your passport information at the time of booking in order to process these tickets. Internal flight tickets are issued locally and will be given to you prior to the flight departure.

Solo Travellers

We believe single travellers should not have to pay more to travel so our group trips are designed for shared accommodation and do not involve a single supplement. Single travellers joining group trips are paired in twin or multi-share accommodation with someone of the same sex for the duration of the trip. Some of our Independent trips are designed differently and single travellers on these itineraries must pay the single trip price.

Accommodation

Hotels (13 nts), mountain monastery (1 nt, shared facilities), traditional inn (1 nt, shared facilities).

About Accommodation

JAPAN:

Ryokan are traditional inns found across Japan. Featuring tatami floors (soft mats of woven straw), futon beds,

Japanese-style baths, cotton kimono (casual robe worn to lounge around or to head to the bath), and elaborate meals (often served in the comfort of your own room), a ryokan is the perfect place to experience traditional customs and hospitality. As ryokan are usually top tier accommodations, most guests stay only one night, often to celebrate a special occasion or holiday. Don't be intimidated by the formalities inherent to a stay at a ryokan, your hosts will welcome you the same way they do all their guests. Have fun and enjoy this relaxing opportunity to learn more about Japan's unique customs.

Minshuku are Japan's answer to the Western bed and breakfast. Similar to ryokan, they have traditional features like tatami floors, futon beds, and Japanese-style baths. Minshuku are often family-run, and as such they offer a great opportunity to interact with local people and learn more about the nation's customs. More affordable and simpler than ryokan, minshuku tend to have smaller guestrooms, shared bathroom facilities, and any included meals (traditional, local, and delicious) are served in a communal dining room.

Please note that some of the traditional Japanese inns used on this tour only offer shared bathing facilities. This means that individual shower stalls will not be available, instead several shower stations are available in an open, same-sex bathing area. Shared bathhouses and onsen (hot springs) are an essential part of Japan's culture, traditionally serving as a place for men or women to gather, relax, and discuss the days happenings.

Joining Hotel

For details of your joining hotel please refer to your tour voucher, G Account, the Travel There Co App or contact your travel agent.

Joining Instructions

When arriving to Beijing International Airport, if you have not pre-booked an arrival taxi with Travel There Co, you can take a taxi or the Airport Express Train.

Taxi: Follow the signs to the taxi ranks once you have come out of the baggage hall. The ranks are clearly defined, and traffic guards will systematically put you into a taxi. Print out the name of your hotel in Chinese. A taxi ride will take between 45min-1hour depending on traffic, and should cost between 95-120 Yuan (plus an extra 10 for the tollway).

DO NOT GO WITH ANYONE WHO APPROACHES YOU OFFERING A METERED TAXI WHICH IS PARKED IN THE LOT. THEY WILL RIP YOU OFF.

Airport Express Train: Once you have come out of the luggage hall, follow the signs to the underground Airport Express Line. This line takes you to the center of Beijing, to DONGZHIMEN, where you can take a taxi to your hotel (taxi fare is about 30 yuan). The Airport Express ticket costs 25 yuan. It takes about 16 minutes from Terminal 3 of the Airport to Dongzhimen. Train hours are from 6:30am to 10:30pm.

If you have paid in advance for an arrival transfer, a Travel There Co representative will be at the airport to meet you. If for any reason you are not met at the airport, please call our local support line. If you are unable to make contact for whatever reason, please make your way to the joining point hotel via taxi.

Please note that Day 1 is an arrival day and no activities have been planned for that day other than your welcome meeting in the evening, so you can arrive at any time. Similarly the last day is a departure day during which no activities have been planned.

A Travel There Co Representative will organize a short meeting soon after arrival, during which you will meet other tour participants and receive information about general and specific aspects of the trip. A welcome note will be left for you in the hotel so you have all the necessary information regarding the meeting time. If you arrive late, s/he will leave you a message detailing what time and where you should meet the next morning.

Arrival Complications

We don't expect any problems, and nor should you, but if for any reason you are unable to commence your trip as scheduled, as soon as possible please contact your starting point hotel, requesting that you speak to or

leave a message for your CEO (if you are not on a group tour please refer to the emergency contact details provided in this dossier). If you are unable to get in touch with your leader, please refer to our emergency contact details. If you have pre-booked an airport transfer and have not made contact with our representative within 30 minutes of clearing customs and immigration, we recommend that you make your own way to the Starting Point hotel, following the Joining Instructions. Please apply to your travel agent on your return for a refund of the transfer cost if this occurs.

Emergency Contact

Should you need to contact us during a situation of dire need, it is best to first call either the Travel There Co Local Representative (if one is listed below) or our Travel There Co Local Office. If for any reason you do not receive an immediate answer, please leave a detailed message and contact information, so they may return your call and assist you as soon as possible.

AIRPORT TRANSFER

If you have purchased an arrival through Travel There Co or if an arrival transfer is included in the cost of your tour, please note that:

Your arrival transfer has been arranged based on flight information provided to us. If you are advised of a flight schedule change within 48 hours of your scheduled arrival time, we will do our best to rearrange your arrival transfer however we cannot guarantee this. If your arrival transfer does not arrive within 30 minutes after you have exited the arrivals area please take a taxi to your start point hotel.

If your call is specifically concerning Airport Transfer complications please call our local Travel There Co Transfer provider directly at: +86 1391 0388 356 - Ms Xiaofeng Chen (Beijing)

EMERGENCY CONTACT NUMBERS

Beijing Airport Transfer Assistance:
+86 1391 0388 356 -Ms Xiaofeng Chen

Travel There Co Local Tour Operator (China):

During office hours, Mon-Fri 9:30-18:00 Local Time
+86 199 3740 7980

After office hours emergency number: +86 187 0058 2383



If you are unable for any reason to contact our local office, please call the numbers listed below, which will connect you directly with our 24 hour Sales team, who will happily assist you.

Toll-free, North America only: 1 888 800 4100

Calls from UK: 0344 272 0000

Calls from Germany: 0800 365 1000

Calls from Australia: 1 300 796 618

Calls from New Zealand: 0800 333 307

Outside North America, Australia, New Zealand, Germany and the UK: +1 416 260 0999

What to Take

It's essential to pack as lightly as possible for rail travel in Japan. All Travel There Co tours use the world-famous Shinkansen bullet trains, which have a restriction on maximum luggage size.

Any luggage brought on board must be less than 160cm in total (calculated as the sum of the height + width + depth of your luggage). This is roughly the size that most airline companies consider as "carry-on baggage" and allow in overhead storage compartments. We strongly recommend bringing a day pack or backpack to use during the day (for daily essentials like water, cameras, passport, etc.).

Please note that travellers who bring luggage that exceeds this restriction will be directly penalized by the Central Japan Railway Company. Any luggage between 160–250cm will require a fee of 1,000 JPY per luggage, for each leg of your train journey, and is strictly subject to availability. Any luggage over 251cm in total is prohibited on the Shinkansen trains.

If you absolutely must bring more than what fits into a single carry-on bag plus day pack, you may bring a second carry-on bag which also must be less than 160cm in total. Please note, however, that as with all Travel There Co tours, you must be able to carry your luggage unassisted.

As a rule we try not to have to walk more than 15-20 minutes with your bags which is why we recommend keeping the weight of your bags between 10-15kg/22-30lb. Suitcases are not recommended for Travel There Co trips! Most travellers carry a backpack or rolling bag of small to medium size (no XXL ones please!) as they need to fit under the beds when travelling on sleeper trains. You will also need a day pack/bag to carry water, cameras and other electronics like ipods and mobile phones.

Do not bring any knives or swords into China (gifts or otherwise). If they do make it into the country, they will not be permitted on trains. If you purchase a knife or sword while travelling elsewhere before arriving in China your best option is to post/mail it home before entering the country as no post/mail companies in China will accept it as a parcel.

Takuhaibin - Japan's takuhaibin service is a convenient and reliable way to transfer luggage from one location to another throughout the country. Pick-up/drop-off/delivery dates and times can be easily scheduled (usually overnight) and costs are moderate. Service can be arranged at most hotels and airports. Using Takuhaibin to send your luggage between hotels, or from hotel to airport, is a great way to travel light and avoid hauling large bags on crowded trains or up and down stairs – just be sure to pack an overnight bag with everything you'll need until you're reunited with your luggage the following day.

Checklist

Cold Weather:

- Long-sleeved shirts or sweater
- Scarf
- Warm gloves
- Warm hat
- Warm layers



Documents:

- Flight info (required) (Printouts of e-tickets may be required at the border)
- Insurance info (required) (With photocopies)
- Passport (required) (With photocopies)
- Required visas or vaccination certificates (required) (With photocopies)
- Vouchers and pre-departure information (required)

Essentials:

- Binoculars (optional)
- Camera (With extra memory cards and batteries)
- Cash, credit and debit cards
- Day pack (Used for daily excursions or short overnights)
- Ear plugs
- First-aid kit (should contain lip balm with sunscreen, sunscreen, whistle, Aspirin, Ibuprofen, bandaids/plasters, tape, anti-histamines, antibacterial gel/wipes, antiseptic cream, Imodium or similar tablets for mild cases of diarrhea, rehydration powder, water purification tablets or drops, insect repellent, sewing kit, extra prescription drugs you may be taking)
- Flashlight/torch (Headlamps are ideal)
- Fleece top/sweater
- Footwear
- Hat
- Locks for bags

- Long pants/jeans
- Moneybelt
- Outlet adapter
- Personal entertainment (Reading and writing materials, cards, music player, etc.)
- Reusable water bottle
- Shirts/t-shirts
- Sleepwear
- Small travel towel
- Sunglasses
- Toiletries (Preferably biodegradable)
- Watch and alarm clock
- Waterproof backpack cover
- Windproof rain jacket

Health & Safety:

- Face masks (required)
- Hand sanitizer (required)
- Pen (Please bring your own pen for filling out documents.)
- Rubber gloves

Light Hiking:

- Hiking boots/sturdy walking shoes
- Hiking pants (Convertible/Zip-off and quick dry recommended)

Train Travel (Optional):

- Slip-on shoes
- Small container with lid
- Travel cutlery
- Travel or camp cup

Warm Weather:

- Sandals/flip-flops
- Shorts/skirts (Longer shorts/skirts are recommended)
- Sun hat/bandana
- Swimwear



Note: From Nov-Apr weather can be cold, so please pack warm clothing.

Laundry

Laundry facilities are offered by some of our hotels for a charge. There will be times when you may want to or have to do your own laundry so we suggest you bring non-polluting/biodegradable soap.

Visas and Entry Requirements

** Please be advised that if you have recently travelled to Turkey, or you are a Turkish citizen, it is possible that your Chinese visa will not be approved. Please contact your local embassy for further information. **

Please note that visas for China and Japan are the responsibility of the individual traveller. The visa requirements for your trip vary depending on where you are from and where you are going. For the most up to date information please check your governments foreign ministry website or with you travel agent as rules do change. It is important that you check for yourself. For most travellers there will probably have an embassy and consulate in the country that you live in.

Please note that visas are the responsibility of the individual traveller. The visa requirements for your trip vary depending on where you are from and where you are going. We keep the following information up to date as much as possible, but rules do change. It is important that you check for yourself with the embassy of each country. Your travel agent can assist. Please, keep in mind that all countries require passports valid for at least

6 months from the moment of departure from the country.

CHINA: all nationalities require a visa to visit China

Most nationalities also need an official Letter Of Invitation (LOI) before they can apply for their Chinese visa.

You can obtain the LOI through our visa support agent in China. The visa support link you need to complete will be sent to you or your travel agent by email when you confirm your booking. You must read the instructions carefully and fill out all the details.

Please ensure that you list the same details as appear on your LOI when filling out your Chinese Visa Application form.

Passengers traveling to Tibet:

As Tibet continues to be a sensitive area for travel to the Chinese government you must refrain from listing Tibet as one of the places you are going to visit as your application form or your Visa will be denied. We will provide you with the necessary documents to obtain your Chinese Visa, please use the details provided when filling out your Chinese Visa application form.

HOW TO FILL IN CHINA LOI FORM ONLINE:

As Chinese visas are dated specifically for entry and exit, please ensure you enter the correct dates as per your flights entering and exiting China. Please remember to put exactly the same dates when you fill out the application at the Chinese embassy. You will need to provide additional documentation to the consulate (i.e. flights tickets, hotel reservations) if these dates fall outside the duration of the tour.

Please do not submit the below application until 3 months prior to your entry into China. The details will be forwarded to our local agent in China and you will be emailed your Chinese Invitation Letter (With day by day Itinerary) only once we are within 60 days of the trip start date.

Once you have received your LOI you can apply for your visa by going to the nearest Chinese embassy. Please, remember that it is your responsibility to check whether passport details, name spelling and dates on the LOI are correct.

As of April 3rd, 2018, all Chinese visa application forms must be typed. Handwritten forms will no longer be accepted.

Following the successful implementation of their 144 hour visa free program for the Shanghai district, The Ministry of Public Security of China have announced the extension of the 144 hour visa free program for provinces of Beijing, Tianjin and Hebei. As of the 29th of December 2017, over 50 foreign nationals can now enter or exit via one of the following ports:

- Beijing Capital International Airport
- Railway West Railway Station
- Tianjin Binhai International Airport
- Tianjin International Cruise Homeport, or
- Shijiazhuang Zhengding International Airport in Hebei Province and Qinhuangdao Harbor.

Spending Money

Every traveller is different and therefore spending money requirements will vary. Some travellers may drink more than others while other travellers like to purchase more souvenirs than most. Please consider your own spending habits when it comes to allowing for drinks, shopping and tipping. Please also remember the following specific recommendations when planning your trip.

Money Exchange

As currency exchange rates in Asia fluctuate often we ask that you refer to the following website for daily

exchange rates: www.xe.com.

As of May 2011 the exchange rate for China was 1 USD = 6.5 CNY (Chinese Yuan) and Japan was 1 USD = 80 JPY (Japanese Yen).

Cash (Chinese Yuan) is the best method of money in China. There are some ATM machines at international airports and major cities that accept Visa and debit cards but these should not be relied on as a source of funds. We recommend the use of cash and traveller's cheques in major currencies (USD, CAD, GBP, EUR, AUD, HKD) as a backup. Major credit cards are accepted in a few shops (except for AMEX and Diner's) but they may charge a 2-4% transaction fee.

Emergency Fund

Please also make sure you have access to at least an additional USD \$200 (or equivalent) as an 'emergency' fund, to be used when circumstances outside our control (ex. a natural disaster) require a change to our planned route. This is a rare occurrence!

Departure Tax

Departure Tax is included in all International and Domestic tickets in China, Thailand & Vietnam.

Tipping

Traditionally in China tipping is not expected and thus there is no need to tip in restaurants and your general interaction with locals; however, tipping is customary - though not compulsory - in the tourism industry and not only shows an expression of satisfaction it may also be of considerable significance to the people who will take care of you during your travels.

Note in Japan tipping is simply not practiced and thus aside from your CEO if you try to tip the general public (for example at a taxi or restaurant) it will simply cause confusion.

There are times during the trip where there is opportunity to tip the local guides or drivers we use. You may do this individually, or your CEO may offer to collect the money and tip as a group.

Recommendations for tipping drivers and local guides would range from 1 to 3 USD per person per day depending on the quality and length of the service; ask your CEO for specific recommendations based on the circumstances and culture. A suggestion would be for each group member to contribute anonymously by putting their tip into an envelope. This often works the best and the group as a whole should gather to present the gift to the recipient(s), offering their thanks and showing their appreciation. This method brings the action out into the open, allowing for a friendly and appreciative interaction between the group and the recipient(s). Also at the end of each trip if you felt your Travel There Co CEO did an outstanding job tipping is appreciated. The amount is entirely a personal preference, however as a guideline \$5 USD per person per day can be used.

Optional Activities

Beijing

- Drum and Bell Tower Visit (20CNY per person)
- The Pearl Market (Free)
- Beijing Kung Fu Show

Mutianyu

- Toboggan at Great Wall (100-120CNY per person)
- Cable Car at Great Wall (100-120CNY per person)

Xi'an

- Cycling Xi'an City Walls (100-150CNY per person)
- Muslim Quarter Visit (25CNY per person)
- The Great Mosque (25CNY per person)

- Big Goose Pagoda Visit (50CNY per person)
- Bell and Drum Towers - Xi'an (50CNY per person)

Shanghai

- Shanghai Museum (Free)
- Yuyuan Gardens (45CNY per person)

Miyajima

- Mt. Misen Visit (Free-1800JPY per person)

Kyoto

- Zen Gardens of Ry?an-ji (500JPY per person)

Tokyo

- Ginza Shopping (Free)
- Imperial Palace East Gardens Walk (Free)
- Ueno Park Visit (Free)
- Meiji Shrine (Meiji Jing?) Visit (Free-1000JPY per person)

Asakusa

- Sens?-ji Temple Visit (Free)

Health

Please note inoculations may be required for the country visited. It is your responsibility to consult with your travel doctor for up to date medical travel information well before departure.

You should consult your doctor for up-to-date medical travel information well before departure. We recommend that you carry a First Aid kit and hand sanitizers / antibacterial wipes as well as any personal medical requirements. Please be aware that sometimes we are in remote areas and away from medical facilities, and for legal reasons our leaders are prohibited from administering any type of drug including headache tablets, antibiotics, etc. In Asia pharmacies tend to stock the same western drugs as you get at home but they are usually produced locally so please bring the full drug name with you when trying to purchase a prescription drug. When selecting your trip please carefully read the brochure and itinerary and assess your ability to cope with our style of travel. Please refer to the Physical and Culture Shock ratings for trip specific information. Travel There Co reserves the right to exclude any traveller from all or part of a trip without refund if in the reasonable opinion of our CEO they are unable to complete the itinerary without undue risk to themselves and/or the rest of the group.

Safety and Security

Many national governments provide a regularly updated advice service on safety issues involved with international travel. We recommend that you check your government's advice for their latest travel information before departure. We strongly recommend the use of a neck wallet or money belt while travelling, for the safe keeping of your passport, air tickets, travellers' cheques, cash and other valuable items. Leave your valuable jewellery at home - you won't need it while travelling. Many of the hotels we use have safety deposit boxes, which is the most secure way of storing your valuables. A lock is recommended for securing your luggage. When travelling on a group trip, please note that your CEO has the authority to amend or cancel any part of the trip itinerary if it is deemed necessary due to safety concerns. Your CEO will accompany you on all included activities. During your trip you will have some free time to pursue your own interests, relax and take it easy or explore at your leisure. While your CEO will assist you with options available in a given location please note that any optional activities you undertake are not part of your itinerary, and we offer no representations about the safety of the activity or the standard of the operators running them. Please use your own good judgment when selecting an activity in your free time. Although the cities visited on tour are generally safe during the day, there can be risks to wandering throughout any major city at night. It is our recommendation to stay in small groups and to take taxis to and from restaurants, or during night time excursions.

Protests and Demonstrations- Protests and demonstrations, even those that are well intended, have the potential to turn violent with no warning. Counter protests can also turn violent. Action by security forces to disperse demonstrators and protesters may occur at any time. If you are in an area where demonstrators or protesters are gathering, avoid the temptation of staying for a good photo opportunity and leave the area immediately.

Water based activities have an element of danger and excitement built into them. We recommend only participating in water based activities when accompanied by a guide(s). We make every reasonable effort to ensure the fun and adventurous element of any water based activities (in countries with varying degrees of operating standards) have a balanced approach to safety. It is our policy not to allow our CEOs to make arrangements on your behalf for water based activities that are not accompanied by guide(s).

Swimming, including snorkeling, is always at your own risk.

We take all prudent measures in relation to your safety. For ways to further enhance your personal safety while traveling, please visit:

www.gadventures.com/travel-resources/safety/

Trip Specific Safety

We strongly recommend the use of a neck wallet or money belt while travelling, for the safe keeping of your passport, air tickets, travellers' cheques, cash and other valuable items. Leave your valuable jewellery at home - you won't need it while travelling. Many of the hotels we use have safety deposit boxes which is the most secure way of storing your valuables. A lock is recommended for securing your luggage.

Medical Form

A Couple of Rules

Illegal drugs will not be tolerated on any trips. Possessing or using drugs not only contravenes the laws of the land but also puts the rest of the group at risk. Smoking marijuana and opium is a part of local culture in some parts of the world but is not acceptable for our travellers. Our philosophy of travel is one of respect towards everyone we encounter, and in particular the local people who make the world the special place it is. The exploitation of prostitutes is completely contrary to this philosophy. Our CEOs have the right to expel any member of the group if drugs are found in their possession or if they use prostitutes.


A Word of Warning

Travel Insurance

Travel Insurance: Travel insurance is compulsory in order to participate on any of our trips. When travelling on a group trip, you will not be permitted to join the group until evidence of travel insurance has been sighted by your CEO, who will take note of your insurance details. When selecting a travel insurance policy please bear in mind that all clients must have medical coverage and that we require a minimum coverage of USD 200,000 for repatriation and emergency rescue. We strongly recommend that the policy also covers personal liability, cancellation, curtailment and loss of luggage and personal effects. If you have credit card insurance we require proof of purchase of the trip (a receipt of credit card statement) with a credit card in your name. Contact your bank for details of their participating insurer, the level of coverage and emergency contact telephone number.

Local Dress

In Asia the dress standard is more conservative than it is back home. When packing try to pick loose, lightweight, long clothing that will keep you cool in the usually hot and humid climate of Asian summers. In predominately Buddhist countries we ask that you dress respectfully and avoid very short shorts/skirts and



singlets/tanktops when visiting temples or mosques or other holy sites.

Feedback

After your travels, we want to hear from you! Your feedback information is so important to us that we'll give you 5% off the price of your next Travel There Co trip if your feedback is completed on-line within 30 days of finishing your trip. Your tour evaluation will be e-mailed to you 24 hours after the conclusion of your trip. If you do not receive the tour evaluation link in the days after your tour has finished, please drop us a line at customerservice@gadventures.com and we will send it on to you.

Minimum Age

You must be 18 to travel unaccompanied on a Travel There Co tour. For minors travelling with a guardian over 21 years old, the minimum age is 12.

International Flights

Check-in times and baggage allowances/restrictions vary by airline and can change at any time. For the most up-to-date information for your flight, please contact your airline. We recommend checking in online in advance to avoid potential delays at the airport.

Last updated: Sat 18 Jan '25

