



**TRAVEL THERE CO**

6455 N Union Blvd Suite 100 TT  
Colorado Springs,  
CO 80918  
**Phone:** +1 888-688-8954  
**E-mail:** [info@travelthereco.com](mailto:info@travelthereco.com)  
**Web:** [www.travelthereco.com](http://www.travelthereco.com)

## Japan Express: Osaka to Tokyo

**Days: Osaka to Tokyo**

### What's Included

---

Your Welcome Moment: Meet Your CEO and Group

Your Local Living Moment: Overnight in Mount K<sup>ya</sup> Temple, K<sup>ya</sup>san. Hiroshima Peace Park and Museum visit. Miyajima Island excursion. Nijo Castle and gardens visit (Kyoto). Gion walk. Fushimi Inari shrine visit. Lake Ashino-ko boat ride (Hakone). Traditional ryokan stay with kaiseki meal. Japan Rail (JR) pass (7 days). All transport between destinations and to/from included activities.

The information in this trip details document has been compiled with care and is provided in good faith. However it is subject to change, and does not form part of the contract between the client and the operator. The itinerary featured is correct at time of printing. It may differ slightly to the one in the brochure. Occasionally our itineraries change as we make improvements that stem from past travellers, comments and our own research. Sometimes it can be a small change like adding an extra meal along the itinerary. Sometimes the change may result in us altering the tour for the coming year. Ultimately, our goal is to provide you with the most rewarding experience. Please note that our brochure is usually released in November each year. If you have booked from the previous brochure you may find there have been some changes to the itinerary.

**VERY IMPORTANT:** Please ensure that you print a final copy of your Trip Details to review a couple of days prior to travel, in case there have been changes that affect your plans.

### Itinerary

---

#### Highlights

---

Take in views of Mt Fuji, stay in temple lodging and a traditional ryokan, gaze at the famous floating torii gate in Miyajima, explore Kyoto's Nijo Castle

### Dossier Disclaimer

---

The information in this trip details document has been compiled with care and is provided in good faith. However it is subject to change, and does not form part of the contract between the client and the operator. The itinerary featured is correct at time of printing. It may differ slightly to the one in the brochure. Occasionally our itineraries change as we make improvements that stem from past travellers, comments and our own research. Sometimes it can be a small change like adding an extra meal along the itinerary. Sometimes the change may result in us altering the tour for the coming year. Ultimately, our goal is to provide you with the most rewarding experience. Please note that our brochure is usually released in November each year. If you have booked from the previous brochure you may find there have been some changes to the itinerary.

**VERY IMPORTANT:** Please ensure that you print a final copy of your Trip Details to review a couple of days prior to travel, in case there have been changes that affect your plans.

### Itinerary Disclaimer

---

While it is our intention to adhere to the route described below, there is a certain amount of flexibility built into the itinerary and on occasion it may be necessary, or desirable to make alterations. The itinerary is brief, as we never know exactly where our journey will take us. Due to our style of travel and the regions we visit, travel can be unpredictable. The Trip Details document is a general guide to the tour and region and any mention of specific destinations or wildlife is by no means a guarantee that they will be visited or encountered. Aboard expedition trips visits to research stations depend on final permission.

Additionally, any travel times listed are approximations only and subject to vary due to local circumstances.

---

## Important Notes

### 1. COMBO TRIP

Please note that this tour combines with other Travel There Co tours. As such, the staff and some travel companions on your tour may have previously been traveling together with Travel There Co, prior to Day 1 of your tour. Likewise, some staff and travel companions may be continuing together on another Travel There Co tour, after your trip concludes.

### 2. Japan Rail Pass

Please note that only foreigners traveling as a tourist are able to use a Japan Rail Pass. If you are a Japanese citizen/resident or traveling on a student/business/military/diplomatic visa, please advise us at time of booking as you will not be able to take advantage of the rail pass.

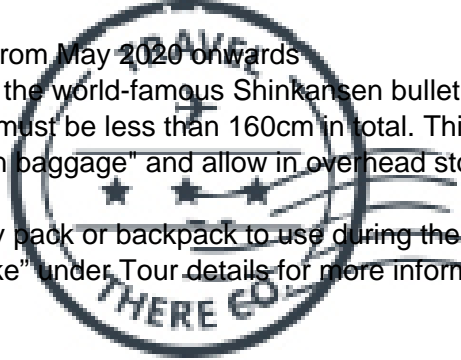
### 3. Tattoos

Tattoos are not common or widely accepted in Japan. There is no cause for concern, but do your best to cover your tattoos when possible and note that you may not be permitted to enter public spas or onsens (hot springs).

### 4. Luggage size restriction – Effective from May 2020 onwards

All Travel There Co tours in Japan use the world-famous Shinkansen bullet trains, which have a restriction on maximum luggage size. Your luggage must be less than 160cm in total. This is roughly the size that most airline companies consider as "carry-on baggage" and allow in overhead storage compartments.

We strongly recommend bringing a day pack or backpack to use during the day, in addition to your carry-on sized luggage. Please see "What to take" under Tour details for more information.



---

## Group Leader Description

All Travel There Co group trips are accompanied by one of our Chief Experience Officers (CEO). The aim of the CEO is to take the hassle out of your travels and to help you have the best trip possible. They will provide information on the places you are travelling through, offer suggestions for things to do and see, recommend great local eating venues and introduce you to our local friends. While not being guides in the traditional sense you can expect them to have a broad general knowledge of the countries visited on the trip, including historical, cultural, religious and social aspects. We also use local guides where we think more specific knowledge will add to the enjoyment of the places we are visiting - we think it's the best of both worlds.

---

## Group Size Notes

Max 15, avg 12

---

## Meals Included

3 breakfasts, 2 dinners

---

## Meals

Eating is a big part of traveling. Travel There Co knows that worldwide, local cuisines define the cultures. We think sampling regional delicacies are intrinsic to truly experiencing the country. We want you to be able to try foods according to your individual tastes, comforts, and budgets.

Generally meals are not included in the trip price when there is a choice of eating options, to give you the maximum flexibility in deciding where, what and with whom to eat. It also gives you more budgeting flexibility. At times, meals will be taken together as a group. Other times, your CEO will point you in the direction of several delicious options, and you will have free time to pick and choose at will. Often in Japan it is fun to get some snacks and beverages with the salarymen in the evenings at small restaurants, and other times it is fun to sit with a few friends at a sushi train.

Your CEO will always strive to cater for all dietary requirements/preferences, but please keep in mind that Vegetarianism/Veganism is very uncommon in Japan so this may mean a more limited selection for you.

Please refer to the Meals Included and Budget Information for information regarding included meals on your trip. Japan's kitchen is at your fingertips!

---

## Transport

Bullet train, tram, ferry, public bus, walking.

---

### About our Transportation

Japan's reliable public transportation is the best option for both the environment and for experiencing Japan like a local! We will ride several forms of transportation throughout the country, from Shinkansen bullet trains, to subways, funiculars, local trains, and buses. Note that often times we will have to carry our luggage from one mode of transport to another, so please consider this whilst packing.

---

### Local Flights

All local flights are included in the cost of your tour unless otherwise noted. It is important that we have your passport information at the time of booking in order to process these tickets. Internal flight tickets are issued locally and will be given to you prior to the flight departure.

---

### Solo Travellers

We believe single travellers should not have to pay more to travel so our group trips are designed for shared accommodation and do not involve a single supplement. Single travellers joining group trips are paired in twin or multi-share accommodation with someone of the same sex for the duration of the trip. Some of our Independent trips are designed differently and single travellers on these itineraries must pay the single trip price.

---

### Accommodation

Hotels (6 nts), mountain monastery (1 nt, shared facilities), traditional inn (1 nt, shared facilities).

---

### About Accommodation

Japan is one of the most populous countries in the world and space is at a premium. Therefore, hotels rooms are small! Additionally, most Japanese hotels do not have designated non-smoking rooms. Therefore, we ask hotels to deoderise rooms before check in.

Ryokan are traditional inns found across Japan. Featuring tatami floors (soft mats of woven straw), futon beds, Japanese-style baths, cotton kimono (casual robe worn to lounge around or to head to the bath), and elaborate meals (often served in the comfort of your own room), a ryokan is the perfect place to experience traditional customs and hospitality. As ryokan are usually top tier accommodations, most guests stay only one night, often to celebrate a special occasion or holiday. Don't be intimidated by the formalities inherent to a stay at a ryokan, your hosts will welcome you the same way they do all their guests. Have fun and enjoy this relaxing opportunity to learn more about Japan's unique customs.

Minshuku are Japan's answer to the Western bed and breakfast. Similar to ryokan, they have traditional features like tatami floors, futon beds, and Japanese-style baths. Minshuku are often family-run, and as such

they offer a great opportunity to interact with local people and learn more about the nation's customs. More affordable and simpler than ryokan, minshuku tend to have smaller guestrooms, shared bathroom facilities, and any included meals (traditional, local, and delicious) are served in a communal dining room.

Please note that some of the traditional Japanese inns used on this tour only offer shared bathing facilities. This means that individual shower stalls will not be available, instead several shower stations are available in an open, same-sex bathing area. Shared bathhouses and onsen (hot springs) are an essential part of Japan's culture, traditionally serving as a place for men or women to gather, relax, and discuss the days happenings.

## Joining Hotel

---

For details of your joining hotel please refer to your tour voucher, G Account, the Travel There Co App or contact your travel agent.

## Joining Instructions

---

For details of your joining hotel please refer to your tour voucher, G Account, the Travel There Co App or contact your travel agent. To get from Kansai Intl Airport (KIX) to our commonly used joining hotels:

First, get some cash.

After passing through the customs, stop by a bank counter or an ATM machine on the first floor to get some Japanese Yen. This may be your last chance to exchange cash easily in Japan as only certain banks do currency exchange.

-----  
To get to the IBIS Styles Osaka:

From Kansai Airport, you can take a train called Nankai Airport Express for Namba, and it takes 47 minutes and train ticket costs 920JPY.

Once you are Namba, you can either take a taxi for 5mins, or walk 15mins from exit14.

From Kansai Intl Airport (KIX) to Namba:

First, get some cash.

After passing through the customs, stop by a bank counter or an ATM machine on the first floor to get some Japanese Yen. This may be your last chance to exchange cash easily in Japan as only certain banks do currency exchange.

Airport Limousine Bus

Buses run twice hourly to the Namba OCAT bus station near your hotel. Journey time is 48 minutes and costs 1050 Yen.

The bus departs from Stop 11 at the International Arrival Lobby on the first floor of the airport. Tickets for buses can be purchased from vending machines located near the bus stops.

[http://www.kate.co.jp/pc/e\\_time\\_table/e\\_ocat.html](http://www.kate.co.jp/pc/e_time_table/e_ocat.html)

See the instructions below about getting to the hotel from Namba station.

Nankai Line Train

The Nankai Line runs extremely regular trains to Namba station.

1. Follow the sign "Railways" to the second floor, exit the terminal building, then cross the pedestrian bridge outside to walk into Kansai Airport Station.
2. Go to Nankai Railways counters #1-3 under the orange sign "Ltd. Exp. Rapi:t Reservation Tickets and General Tickets" on your left.
3. Purchase a ticket for the next Rapi:t (pronounced 'rapeet') or Airport Express to Namba. The ticket costs 1390Yen for Rap:t (44min) or 890Yen for Airport Express (38min) .
4. Go through a gate under the orange sign, which says "Nankai" by inserting the ticket into the gate. Retrieve the ticket, which will be returned to you at the other side of the gate. You will need it when leaving the Railway.
5. Go down to a platform, and get on the train. The seats are reserved on the Rap:t and non reserved on the Airport Express. The departure time, car number and the seat number are written on the ticket.



From Osaka International Airport to Namba:

First, get some cash. After passing through the customs, stop by a bank counter or an ATM machine on the first floor to get some Japanese Yen. This may be your last chance to exchange cash easily in Japan as only certain banks do currency exchange.

#### Airport Limousine Bus

Buses run every 20 minutes (from 7:45 to 21:20) to the Namba Subway Station near your hotel. Journey time is approximately 35 minutes and costs 640 JPY.

The bus departs from Stop 10 at the International Arrival Lobby on the first floor of the airport. Tickets for buses can be purchased from vending machines located near the bus stops.

<https://www.okkbus.co.jp/timetable/N/#from>

Once at the Namba subway station, you can take a short taxi (approximately 5 minutes) to the Hotel Ibis Styles Osaka.

Please note that Day 1 is an arrival day and no activities have been planned for that day other than your welcome meeting in the evening, so you can arrive at any time. Similarly the last day is a departure day during which no activities have been planned.

A Travel There Co Representative will organize a short meeting soon after arrival, during which you will meet other tour participants and receive information about general and specific aspects of the trip. A welcome note will be left for you in the hotel so you have all the necessary information regarding the meeting time and your transfer times back to the airport the next day. If you arrive late, s/he will leave you a message detailing what time and where you should meet the next morning.

### Arrival Complications

---

We don't expect any problems, and nor should you, but if for any reason you are unable to commence your trip as scheduled, as soon as possible please contact your starting point hotel, requesting that you speak to or leave a message for your CEO (if you are not on a group tour please refer to the emergency contact details provided in this dossier). If you are unable to get in touch with your leader, please refer to our emergency contact details. If you have pre-booked an airport transfer and have not made contact with our representative within 30 minutes of clearing customs and immigration, we recommend that you make your own way to the Starting Point hotel, following the Joining Instructions. Please apply to your travel agent on your return for a refund of the transfer cost if this occurs.

### Emergency Contact

---

Should you need to contact us during a situation of dire need, it is best to first call either the Travel There Co Local Representative (if one is listed below) or our Travel There Co Local Office. If for any reason you do not receive an immediate answer, please leave a detailed message and contact information, so they may return your call and assist you as soon as possible.

#### EMERGENCY CONTACT NUMBERS

Travel There Co Local Office (Japan)

During office hours, Mon-Fri 9:30-18:00 Local Time

From outside Japan: 1st contact +81 3-6432-0195 (2nd contact +81 80 2725 5133)

From within Japan: 1st contact +81 3-6432-0195 (2nd contact +81 80 2725 5133)

After office hours emergency number

Primary phone (Tamaki): +81 70-3607-8937 (from within Japan: 070-3607-8937)

Alternate phone: +81 703 607 8936 (from within Japan: 070-3607-8936)

Travel There Co Asia Manager: Julie Fitzgerald

Travel There Co Office Bangkok, Thailand

During Office hours (Weekdays, 9am-5pm Local Time)

From outside Thailand: +66 2 381 5574

From within Thailand: 02 381 5574

After hours emergency number (SE Asia Manager)

From outside Thailand: +66 87 049 6074

From within Thailand: 087 049 6074

If you are unable for any reason to contact our local office, please call the numbers listed below, which will connect you directly with our 24 hour Sales team, who will happily assist you.

Toll-free, North America only: 1 888 800 4100

Calls from UK: 0344 272 0000

Calls from Germany: 0800 365 1000

Calls from Australia: 1 300 796 618

Calls from New Zealand: 0800 333 307

Outside North America, Australia, New Zealand, Germany and the UK: +1 416 260 0999

## What to Take

---

It's essential to pack as lightly as possible for rail travel in Japan. All Travel There Co tours use the world-famous Shinkansen bullet trains, which have a restriction on maximum luggage size.

Any luggage brought on board must be less than 160cm in total (calculated as the sum of the height + width + depth of your luggage). This is roughly the size that most airline companies consider as "carry-on baggage" and allow in overhead storage compartments. We strongly recommend bringing a day pack or backpack to use during the day (for daily essentials like water, cameras, passport, etc.).

Please note that travellers who bring luggage that exceeds this restriction will be directly penalized by the Central Japan Railway Company. Any luggage between 160–250cm will require a fee of 1,000 JPY per luggage, for each leg of your train journey, and is strictly subject to availability. Any luggage over 251cm in total is prohibited on the Shinkansen trains.

If you absolutely must bring more than what fits into a single carry-on bag plus day pack, you may bring a second carry-on bag which also must be less than 160cm in total. Please note, however, that as with all Travel There Co tours, you must be able to carry your luggage unassisted.

You will also be walking with your luggage in busy public train stations to catch connecting trains, so it is highly recommended that you travel light and have easy to handle luggage and are capable of walking up and down the stairs with your luggage without any assistance.

We recommend keeping the weight of your bags between 10-15kg/22-30lb. Suitcases are not recommended for Travel There Co trips. Most travellers carry a backpack or rolling bag of small to medium size. A large bag will be an inconvenience to you and will slow you down!

Takuhaibin - Japan's takuhaibin service is a convenient and reliable way to transfer luggage from one location to another throughout the country. Pick-up/drop-off/delivery dates and times can be easily scheduled (usually overnight) and costs are moderate. Service can be arranged at most hotels and airports. Using Takuhaibin to send your luggage between hotels, or from hotel to airport, is a great way to travel light and avoid hauling large bags on crowded trains or up and down stairs – just be sure to pack an overnight bag with everything you'll need until you're reunited with your luggage the following day.

## Checklist

---

Cold Weather:

- Long-sleeved shirts or sweater
- Scarf
- Warm gloves
- Warm hat

- Warm layers

#### Conservative Dress:

- Modest clothing that covers knees and shoulders (Long pants, long skirts, shirts that cover shoulders)
- Shawl or scarf (for temple visits)

#### Documents:

- Flight info (required) (Printouts of e-tickets may be required at the border)
- Insurance info (required) (With photocopies)
- Passport (required) (With photocopies)
- Required visas or vaccination certificates (required) (With photocopies)
- Vouchers and pre-departure information (required)

#### Essentials:

- Binoculars (optional)
- Camera (With extra memory cards and batteries)
- Cash, credit and debit cards
- Day pack (Used for daily excursions or short overnights)
- Ear plugs
- First-aid kit (should contain lip balm with sunscreen, sunscreen, whistle, Aspirin, Ibuprofen, bandaids/plasters, tape, anti-histamines, antibacterial gel/wipes, antiseptic cream, Imodium or similar tablets for mild cases of diarrhea, rehydration powder, water purification tablets or drops, insect repellent, sewing kit, extra prescription drugs you may be taking)
- Flashlight/torch (Headlamps are ideal)
- Fleece top/sweater
- Footwear
- Hat
- Locks for bags
- Long pants/jeans
- Moneybelt
- Outlet adapter
- Personal entertainment (Reading and writing materials, cards, music player, etc.)
- Reusable water bottle
- Shirts/t-shirts
- Sleepwear
- Small travel towel
- Sunglasses
- Toiletries (Preferably biodegradable)
- Watch and alarm clock
- Waterproof backpack cover
- Windproof rain jacket



#### Health & Safety:

- Face masks (required)
- Hand sanitizer (required)
- Pen (Please bring your own pen for filling out documents.)
- Rubber gloves

#### Warm Weather:

- Sandals/flip-flops
- Shorts/skirts (Longer shorts/skirts are recommended)
- Sun hat/bandana
- Swimwear

Note: During the colder months (Nov-Apr) the mountains can be very cold, so please make sure you pack warm clothes. During summer (Jun-Sep) temperatures be very hot and humid. Lightweight breathable clothing is recommended.

Note: Hand sanitizer is a rare commodity in Japan, so it is best to bring this with you.

## Laundry

---

Laundry facilities are offered by some of our hotels but this is very expensive. Your leader can show you self service coin laundries in larger cities. There will be times when you may want to or have to do your own laundry so we suggest you bring non-polluting/biodegradable soap.

## Visas and Entry Requirements

---

Please note that visas are the responsibility of the individual traveler.

The visa requirements for your trip vary depending on where you are from and where you are going. For the most up to date information please check your governments foreign ministry website or with you travel agent as rules do change. It is important that you check for yourself.

For most travellers there will probably be a Japanese embassy or consulate in your home country.

JAPAN: Most nationalities receive A 90-DAY PERMIT ON ARRIVAL.

## Spending Money

---

Every traveller is different and therefore spending money requirements will vary. Some travellers may drink more than others while other travellers like to purchase more souvenirs than most. Please consider your own spending habits when it comes to allowing for drinks, shopping and tipping. Please also remember the following specific recommendations when planning your trip.

## Money Exchange

---

As currency exchange rates in Asia fluctuate often we ask that you refer to the following website for daily exchange rates: [www.xe.com](http://www.xe.com).

Every Post Office and 7-11 Convenience store has an ATM machine that accepts Visa, Mastercard and Debit Cards. At times, Maestro/Master Card/Cirrus have been problematic at these machines, so please bring a back-up card.

Credit Cards should not be relied upon for purchases as they are not widely accepted, except in some restaurants and department stores. Money can be exchanged at Post Offices and some banks and hotels in major cities, however it can be a very slow process.

## Emergency Fund

---

Please also make sure you have access to at least an additional USD \$200 (or equivalent) as an 'emergency' fund, to be used when circumstances outside our control (ex. a natural disaster) require a change to our planned route. This is a rare occurrence!

## Departure Tax

---

Departure tax is included in all international and domestic flight tickets.

## Tipping

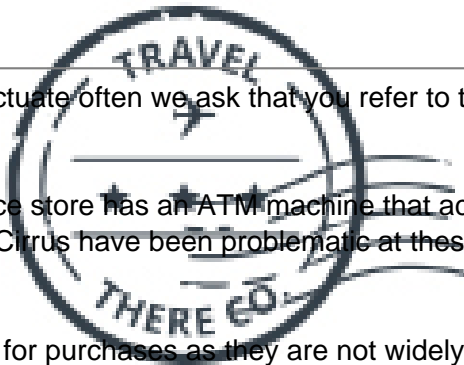
---

Tipping is not practiced in Japan. Leaving money at restaurants, in taxis etc will simply cause confusion!

Also at the end of each trip if you felt your Travel There Co CEO did an outstanding job, tipping is highly appreciated. The amount is entirely a personal preference, however as a guideline \$5 USD per person, per day can be used.

## Optional Activities

---





## Miyajima

- Mt. Misen Visit (Free-1800JPY per person)

## Kyoto

- Zen Gardens of Ryōan-ji (500JPY per person)

## Tokyo

- Ginza Shopping (Free)
- Imperial Palace East Gardens Walk (Free)
- Ueno Park Visit (Free)
- Meiji Shrine (Meiji Jing?) Visit (Free-1000JPY per person)

## Asakusa

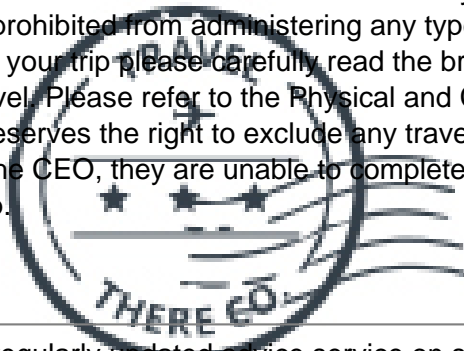
- Sensō-ji Temple Visit (Free)

## Health

---

Please note inoculations may be required for the country visited. It is your responsibility to consult with your travel doctor for up to date medical travel information well before departure.

You should consult your doctor for up-to-date medical information pertaining to the country you are travelling to well before departure. We recommend that you carry a First Aid kit and hand sanitizers / antibacterial wipes as well as a full supply of any personal medical requirements. In Asia, you will not find the same drugs as you get at home. Please be aware that sometimes we are in remote areas and away from medical facilities. Also note that for legal reasons our Leaders are prohibited from administering any type of drug including headache tablets, antibiotics, etc. When selecting your trip please carefully read the brochure and itinerary and assess your ability to cope with our style of travel. Please refer to the Physical and Culture Shock ratings for trip specific information. Travel There Co reserves the right to exclude any traveller from all or part of a trip without refund if, in the reasonable opinion of the CEO, they are unable to complete the itinerary without undue risk to themselves and/or the rest of the group.



## Safety and Security

---

Many national governments provide a regularly updated advice service on safety issues involved with international travel. We recommend that you check your government's advice for their latest travel information before departure. We strongly recommend the use of a neck wallet or money belt while travelling, for the safe keeping of your passport, air tickets, travellers' cheques, cash and other valuable items. Leave your valuable jewellery at home - you won't need it while travelling. Many of the hotels we use have safety deposit boxes, which is the most secure way of storing your valuables. A lock is recommended for securing your luggage. When travelling on a group trip, please note that your CEO has the authority to amend or cancel any part of the trip itinerary if it is deemed necessary due to safety concerns. Your CEO will accompany you on all included activities. During your trip you will have some free time to pursue your own interests, relax and take it easy or explore at your leisure. While your CEO will assist you with options available in a given location please note that any optional activities you undertake are not part of your itinerary, and we offer no representations about the safety of the activity or the standard of the operators running them. Please use your own good judgment when selecting an activity in your free time. Although the cities visited on tour are generally safe during the day, there can be risks to wandering throughout any major city at night. It is our recommendation to stay in small groups and to take taxis to and from restaurants, or during night time excursions.

Protests and Demonstrations- Protests and demonstrations, even those that are well intended, have the potential to turn violent with no warning. Counter protests can also turn violent. Action by security forces to disperse demonstrators and protesters may occur at any time. If you are in an area where demonstrators or protesters are gathering, avoid the temptation of staying for a good photo opportunity and leave the area immediately.

Water based activities have an element of danger and excitement built into them. We recommend only participating in water based activities when accompanied by a guide(s). We make every reasonable effort to

ensure the fun and adventurous element of any water based activities (in countries with varying degrees of operating standards) have a balanced approach to safety. It is our policy not to allow our CEOs to make arrangements on your behalf for water based activities that are not accompanied by guide(s).

Swimming, including snorkeling, is always at your own risk.

We take all prudent measures in relation to your safety. For ways to further enhance your personal safety while traveling, please visit:

[www.gadventures.com/travel-resources/safety/](http://www.gadventures.com/travel-resources/safety/)

---

## Trip Specific Safety

We strongly recommend the use of a neck wallet or money belt while travelling, for the safe keeping of your passport, air tickets, travellers' cheques, cash and other valuable items. Leave your valuable jewellery at home - you won't need it while travelling. Many of the hotels we use have safety deposit boxes which is the most secure way of storing your valuables. A lock is recommended for securing your luggage.

---

## Medical Form

---

## A Couple of Rules

Illegal drugs will not be tolerated on any trips. Possessing or using drugs not only contravenes the laws of the land but also puts the rest of the group at risk. Smoking marijuana and opium is a part of local culture in some parts of the world but is not acceptable for our travellers. Our philosophy of travel is one of respect towards everyone we encounter, and in particular the local people who make the world the special place it is. The exploitation of prostitutes is completely contrary to this philosophy. Our CEOs have the right to expel any member of the group if drugs are found in their possession or if they use prostitutes.

---

## A Word of Warning

---

## Travel Insurance

Travel Insurance: Travel insurance is compulsory in order to participate on any of our trips. When travelling on a group trip, you will not be permitted to join the group until evidence of travel insurance has been sighted by your CEO, who will take note of your insurance details. When selecting a travel insurance policy please bear in mind that all clients must have medical coverage and that we require a minimum coverage of USD 200,000 for repatriation and emergency rescue. We strongly recommend that the policy also covers personal liability, cancellation, curtailment and loss of luggage and personal effects. If you have credit card insurance we require proof of purchase of the trip (a receipt of credit card statement) with a credit card in your name. Contact your bank for details of their participating insurer, the level of coverage and emergency contact telephone number.

---


## Local Dress

In Asia the dress standard is more conservative than it is back home. When packing try to pick loose, lightweight, long clothing that will keep you cool in the usually hot and humid climate of Asian summers. In predominately Buddhist countries we ask that you dress respectfully and avoid very short shorts/skirts and singlets/tanktops when visiting temples or other holy sites.

---

## Feedback

After your travels, we want to hear from you! Your feedback information is so important to us that we'll give you 5% off the price of your next Travel There Co trip if your feedback is completed on-line within 30 days of finishing your trip. Your tour evaluation will be e-mailed to you 24 hours after the conclusion of your trip. If you do not receive the tour evaluation link in the days after your tour has finished, please drop us a line at



customerservice@gadventures.com and we will send it on to you.

## Minimum Age

---

You must be 18 to travel unaccompanied on a Travel There Co tour. For minors travelling with a guardian over 21 years old, the minimum age is 12.

## International Flights

---

Check-in times and baggage allowances/restrictions vary by airline and can change at any time. For the most up-to-date information for your flight, please contact your airline. We recommend checking in online in advance to avoid potential delays at the airport.

Last updated: Sat 18 Jan '25

