



**TRAVEL THERE CO**

6455 N Union Blvd Suite 100 TT  
Colorado Springs,  
CO 80918  
**Phone:** +1 888-688-8954  
**E-mail:** [info@travelthereco.com](mailto:info@travelthereco.com)  
**Web:** [www.travelthereco.com](http://www.travelthereco.com)

## Classic Bali

**Days:** Sanur to Candidasa

### What's Included

---

Your G for Good Moment: Bali Community Training Lunch Program, Ubud

Your Welcome Moment: Meet Your CEO and Group

Your Wellness Moment: Local Hot Springs Visit, Kintamani

Your Discover Moment: Ubud. Beach time in Candidasa. Jatiluwih Rice Terraces visit. Ulun Danu temple visit (Lake Bratan). Highlands of Kintamani visit. Mt Batur view. Local Indonesian meal experience. Kerta Gosa visit. Ubud orientation walk. All transport between destinations and to/from included activities.

The information in this trip details document has been compiled with care and is provided in good faith. However it is subject to change, and does not form part of the contract between the client and the operator. The itinerary featured is correct at time of printing. It may differ slightly to the one in the brochure. Occasionally our itineraries change as we make improvements that stem from past travellers, comments and our own research. Sometimes it can be a small change like adding an extra meal along the itinerary. Sometimes the change may result in us altering the tour for the coming year. Ultimately, our goal is to provide you with the most rewarding experience. Please note that our brochure is usually released in November each year. If you have booked from the previous brochure you may find there have been some changes to the itinerary.

**VERY IMPORTANT:** Please ensure that you print a final copy of your Trip Details to review a couple of days prior to travel, in case there have been changes that affect your plans.

### Itinerary

#### Highlights

---

Relax on stunning beaches, uncover the unique culture of Ubud, explore Hindu temples, marvel at the power of active volcanoes.

#### Dossier Disclaimer

---

The information in this trip details document has been compiled with care and is provided in good faith. However it is subject to change, and does not form part of the contract between the client and the operator. The itinerary featured is correct at time of printing. It may differ slightly to the one in the brochure. Occasionally our itineraries change as we make improvements that stem from past travellers, comments and our own research. Sometimes it can be a small change like adding an extra meal along the itinerary. Sometimes the change may result in us altering the tour for the coming year. Ultimately, our goal is to provide you with the most rewarding experience. Please note that our brochure is usually released in November each year. If you have booked from the previous brochure you may find there have been some changes to the itinerary.

**VERY IMPORTANT:** Please ensure that you print a final copy of your Trip Details to review a couple of days prior to travel, in case there have been changes that affect your plans.

## Itinerary Disclaimer

---

While it is our intention to adhere to the route described below, there is a certain amount of flexibility built into the itinerary and on occasion it may be necessary, or desirable to make alterations. The itinerary is brief, as we never know exactly where our journey will take us. Due to our style of travel and the regions we visit, travel can be unpredictable. The Trip Details document is a general guide to the tour and region and any mention of specific destinations or wildlife is by no means a guarantee that they will be visited or encountered. Aboard expedition trips visits to research stations depend on final permission.

Additionally, any travel times listed are approximations only and subject to vary due to local circumstances.

## Important Notes

---

### 1. COMBO TRIP

Please note that this tour combines with other Travel There Co tours. As such, the staff and some travel companions on your tour may have previously been traveling together with Travel There Co, prior to Day 1 of your tour. Likewise, some staff and travel companions may be continuing together on another Travel There Co tour, after your trip concludes.

### 2. RAMADAN

According to the lunar cycle, Ramadan will fall between April 23rd and May 23rd, 2020. Please note that Ramadan is a month of fasting observed by Muslims throughout the world, during which time the followers of Islam should not eat or drink between sunrise and sunset. There may be some limitations to services and disruptions to schedules during Ramadan, but generally our tours still operate effectively during this period and food is available to non-Muslims throughout the day. It is very important to display increased cultural sensitivity during Ramadan. Please wear loose fitting clothes, that cover knees and shoulders, and try to avoid eating, drinking or smoking in public out of respect for those who can't at that time.

## Group Leader Description

---

All Travel There Co group trips are accompanied by one of our Chief Experience Officers (CEO). The aim of the CEO is to take the hassle out of your travels and to help you have the best trip possible. They will provide information on the places you are travelling through, offer suggestions for things to do and see, recommend great local eating venues and introduce you to our local friends. While not being guides in the traditional sense you can expect them to have a broad general knowledge of the countries visited on the trip, including historical, cultural, religious and social aspects. We also use local guides where we think more specific knowledge will add to the enjoyment of the places we are visiting - we think it's the best of both worlds.

## Group Size Notes

---

Max 16, Avg 12.

## Meals Included

---

7 breakfasts, 1 lunch, 1 dinner

## Meals

---

Eating is a big part of traveling. Travelling with Travel There Co you experience the vast array of wonderful food that is available out in the world. Generally meals are not included in the trip price when there is a choice of eating options, to give you the maximum flexibility in deciding where, what and with whom to eat. It also gives you more budgeting flexibility, though generally food is cheap. Our groups tend to eat together to enable you to taste a larger variety of dishes and enjoy each other's company. There is no obligation to do this though. Your CEO will be able to suggest favourite restaurants during your trip. Included breakfasts will usually be asian style consisting of noodles or congee (rice porridge) or bread and eggs. Vegetarians will be able to find a range of different foods, although in some areas the choice may be limited. While trekking in remote regions food is included, plentiful and made of fresh local ingredients. For all trips please refer to the meals included and budget information for included meals and meal budgets.

Indonesian cooking contains fermented shrimp paste (terasi) as a basic ingredient. Although there are many vegetarian options available, please be specific when ordering food, as often a little chicken is included with most dishes.

---

## Transport

Private van, public bus, boat, walking.

---

## About our Transportation

---

### Local Flights

---

### Solo Travellers

We believe single travellers should not have to pay more to travel so our group trips are designed for shared accommodation and do not involve a single supplement. Single travellers joining group trips are paired in twin or multi-share accommodation with someone of the same sex for the duration of the trip. Some of our Independent trips are designed differently and single travellers on these itineraries must pay the single trip price.

---

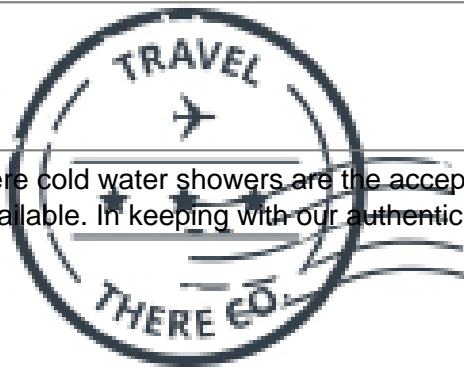
### Accommodation

Hotels/simple guesthouses (7 nts).

---

### About Accommodation

We will be travelling through areas where cold water showers are the accepted norm. Hot water facilities are often unreliable even when they are available. In keeping with our authentic tours, many of our hotels will not have hot water showers.



---

### Joining Hotel

For details of your joining hotel please refer to your tour voucher, G Account, the Travel There Co App or contact your travel agent.

---

### Joining Instructions

When arriving at Denpasar Airport in Bali you will want to exit Customs into the arrival hall. Once here, there are money changers but they do not offer the best rate, so its best to wait until you arrive in Sanur. There are ATMs available that distribute Indonesian Rupiah (the local currency).

Once you have stepped outside, there is a taxi stand with set rate taxis to various destinations on the island. The prices are listed on the wall and can be paid in Rupiah or in US Dollars (your exchange rate will be slightly lower than what you will get in Sanur) Here you book and pay for your taxi and receive a voucher. They will then show you to your taxi.

The drive to Sanur is approximately 30 minutes, but can take much longer if the traffic is bad.

If you have paid in advance for an arrival transfer, a Travel There Co representative will be at the airport to meet you. Our representative will stand at the meeting area of all travel/hotel representatives. It is located approximately 50 meters from the exit doors after luggage check. Our transfer representative will be waiting for you with a Travel There Co sign board in hand. If for any reason you are not met at the airport, please call our local support line. If you are unable to make contact for whatever reason, please make your way to the joining point hotel via taxi.

Please note that Day 1 is an arrival day and no activities have been planned for that day other than your welcome meeting in the evening, so you can arrive at any time.

A Travel There Co Representative will organize a short meeting soon after arrival, during which you will meet other tour participants and receive information about general and specific aspects of the trip. A welcome note will be left for you in the hotel so you have all the necessary information regarding the meeting time. If you arrive late, s/he will leave you a message detailing what time and where you should meet the next morning.

## Arrival Complications

---

We don't expect any problems, and nor should you, but if for any reason you are unable to commence your trip as scheduled, as soon as possible please contact your starting point hotel, requesting that you speak to or leave a message for your CEO (if you are not on a group tour please refer to the emergency contact details provided in this dossier). If you are unable to get in touch with your CEO, please refer to our emergency contact details. If you have pre-booked an airport transfer and have not made contact with our representative within 30 minutes of clearing customs and immigration, we recommend that you make your own way to the Starting Point hotel, following the Joining Instructions. Please apply to your travel agent on your return for a refund of the transfer cost if this occurs.

## Emergency Contact

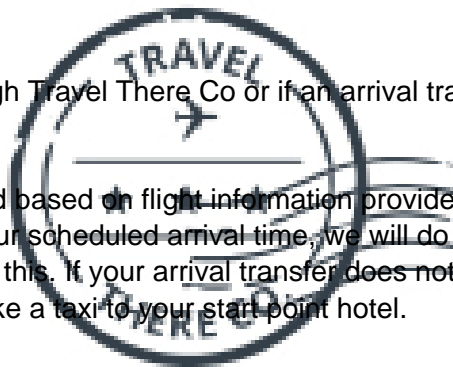
---

Should you need to contact us during a situation of dire need, it is best to first call the Travel There Co Local Office or our Travel There Co Local Representative (if one is listed below). If for any reason you do not receive an immediate answer, please leave a detailed message and contact information, so they may return your call and assist you as soon as possible.

### AIRPORT TRANSFER

If you have purchased an arrival through Travel There Co or if an arrival transfer is included in the cost of your tour, please note that:

Your arrival transfer has been arranged based on flight information provided to us. If you are advised of a flight schedule change within 48 hours of your scheduled arrival time, we will do our best to rearrange your arrival transfer however we cannot guarantee this. If your arrival transfer does not arrive within 30 minutes after you have exited the arrivals area please take a taxi to your start point hotel.



If your call is specifically concerning Denpasar (Bali) Airport Transfer complications please call our local Travel There Co Transfer provider directly at: +62 8113803820, +62 8113803821, +62 81337618480

### EMERGENCY CONTACT NUMBERS

Travel There Co Office Bangkok, Thailand  
During Office hours (Weekdays, 9am-5pm Local Time)  
From outside Thailand: +66 2 508 8630  
From within Thailand: 02 508 8630

After hours emergency number  
From outside Thailand: +66 87 049 6074  
From within Thailand: 087 049 6074

If you are unable for any reason to contact our local office, please call the numbers listed below, which will connect you directly with our 24 hour Sales team, who will happily assist you.

Toll-free, North America only: 1 888 800 4100  
Calls from UK: 0344 272 0000  
Calls from Germany: 0800 365 1000  
Calls from Australia: 1 300 796 618  
Calls from New Zealand: 0800 333 307  
Outside North America, Australia, New Zealand, Germany and the UK: +1 416 260 0999

## What to Take

---

What you need to bring depends on the trip you have chosen and the countries or regions you are planning to visit. We suggest that you pack as lightly as possible as you are expected to carry your own luggage. As a rule we try not to have to walk more than 15-20 minutes with your bags which is why we recommend keeping the weight of your bags between 10-15kg/22-30lb. Suitcases are not recommended for Travel There Co trips! Most travellers carry a backpack or rolling bag of small to medium size (no XXL ones please!) as they need to fit with you in buses or on trains. You will also need a day pack/bag to carry water, cameras and other electronics like ipods and mobile phones. If your trip involves overnights in homestays, villages or camping then you usually have the opportunity to rent sleeping bags if need be instead of bringing them with you.

## Checklist

---

### Conservative Dress:

- Modest clothing that covers knees and shoulders (Long pants, long skirts, shirts that cover shoulders)
- Shawl or scarf (for temple visits)

### Documents:

- Flight info (required) (Printouts of e-tickets may be required at the border)
- Insurance info (required) (With photocopies)
- Passport (required) (With photocopies)
- Required visas or vaccination certificates (required) (With photocopies)
- Vouchers and pre-departure information (required)

### Essentials:

- Binoculars (optional)
- Camera (With extra memory cards and batteries)
- Cash, credit and debit cards
- Day pack (Used for daily excursions or short overnights)
- Ear plugs
- First-aid kit (should contain lip balm with sunscreen, sunscreen, whistle, Aspirin, Ibuprofen, bandaids/plasters, tape, anti-histamines, antibacterial gel/wipes, antiseptic cream, Imodium or similar tablets for mild cases of diarrhea, rehydration powder, water purification tablets or drops, insect repellent, sewing kit, extra prescription drugs you may be taking)
- Flashlight/torch (Headlamps are ideal)
- Fleece top/sweater
- Footwear
- Hat
- Locks for bags
- Long pants/jeans
- Moneybelt
- Outlet adapter
- Personal entertainment (Reading and writing materials, cards, music player, etc.)
- Reusable water bottle
- Shirts/t-shirts
- Sleepwear
- Small travel towel
- Sunglasses
- Toiletries (Preferably biodegradable)
- Watch and alarm clock
- Waterproof backpack cover
- Windproof rain jacket

### Health & Safety:

- Face masks (required)
- Hand sanitizer (required)
- Pen (Please bring your own pen for filling out documents.)
- Rubber gloves



Warm Weather:

- Sandals/flip-flops
- Shorts/skirts (Longer shorts/skirts are recommended)
- Sun hat/bandana
- Swimwear

## Laundry

---

Laundry facilities are offered by some of our hotels for a charge. There will be times when you may want to or have to do your own laundry so we suggest you bring non-polluting/biodegradable soap.

## Visas and Entry Requirements

---

Indonesia now offers e-visa services to select nationals. Please check with your local consulate to see if the Indonesia e-visa process is valid per your nationality.

\*\*\*Please note that we always recommend all nationalities to check with their embassy about entry requirements to Indonesia. The situation with visas in Indonesia is changing frequently, and the below information is accurate as of June 19th, 2015.

A 30-day free visa is available at some arrival locations in Indonesia for many nationalities. This visa is non-extendable. This free visa is available at: Jakarta (Soekarno-Hatta Airport), Bali (Ngurah Rai Airport), Medan (Kualanamu Airport), Surabaya (Juanda Airport) and Batam (Hang Nadim International Airport). All travelers to Indonesia must be in possession of passport valid for at least six months from date of arrival and have proof (tickets) of onward or return passage.

The nationalities below will be able to receive the 30-day free visa, however we always advise to check with your embassy to confirm entry requirements:

Austria, Bahrain, Belgium, Brunei, Cambodia, Canada, Chile, China, Czech Republic, Denmark, Ecuador, Finland, France, Germany, Hong Kong, Hungary, Italy, Japan, Kuwait, Laos, Macau, Malaysia, Mexico, Morocco, Myanmar, Netherlands, New Zealand, Norway, Oman, Peru, Philippines, Poland, Qatar, Russia, Singapore, South Africa, South Korea, Spain, Sweden, Switzerland, Thailand, United Arab Emirates, United Kingdom, United States, Vietnam



A 30-day visa-on-arrival is available at all international airports in Indonesia for USD 35. It is then possible to extend this visa for an additional 30 days at the immigration office. Official price is USD 35, extension takes a couple of days and can't be processed at the airport. All travelers to Indonesia must be in possession of passport valid for at least six months from date of arrival and have proof (tickets) of onward or return passage. Payment of visa fees can be made in all major currencies (cash or credit card). However, to avoid any difficulties or abusive exchange rate problems, we highly recommend bringing USD 35 in cash.

Visa extension can be done at the Immigration Office (Kuta in Bali) and will take approximately 7 working days. Cost is additional 35 USD for another 30 Days. Maximum stay is 60 Days

The below countries qualify for getting their visa on arrival:

South Africa, Algeria, US, Argentina, Australia, Austria, Bahrain, Belgium, The Netherlands, Brazil, Bulgaria, Czech Republic, Cyprus, Denmark, UAE, Estonia, Fiji, Finland, Hungary, India, UK, Iran, Ireland, Iceland, Italy, Japan, Germany, Cambodia, Canada, South Korea, Kuwait, Laos, Latvia, Libya, Liechtenstein, Lithuania, Luxemburg, Maladewa, Malta, Mexico, Egypt, Monaco, Norway, Oman, Panama, France, Poland, Portugal, Qatar, China, Romania, Russia, Saudi Arabia, New Zealand, Slovakia, Slovenia, Spain, Surinam, Sweden, Switzerland, Taiwan, Timor Leste, Tunisia, Greece

\*\*\*Travelers from all destinations not listed above must have their visa arranged in advance through their local consulate.

## Spending Money

---

Every traveller is different and therefore spending money requirements will vary. Some travellers may drink more than others while other travellers like to purchase more souvenirs than most. Please consider your own spending habits when it comes to allowing for drinks, shopping and tipping. Please also remember the following specific recommendations when planning your trip.

## Money Exchange

---

During this tour the local currency you will use is the Indonesian Rupiah. As currency exchange rates in South East Asia do fluctuate, we ask that you refer to the following website for the most up to date daily exchange rates: [www.xe.com](http://www.xe.com) for each of the above mentioned currencies. The best way to carry your money is in debit cards, withdrawing cash in local currencies from ATM machines. ATMs are found throughout South East Asia and will generally accept cards on the Visa and Mastercard networks. It is a great idea to travel with both a Visa and Mastercard if at all possible in case of loss or problems with one card, you will have a back up. Please note, your bank will charge a fee for overseas withdrawals. USD Cash is recommended for times when ATMs are not accessible. You should bring some cash with you for emergency situations (please refer to our trip dossier) but carrying only cash is a high safety risk. ATM card/s and some cash is the ideal mix. Travellers cheques can be tricky, timely and expensive to exchange. While we do not recommend that you bring them as your primary source of funds, it is great to have one or two cheques in case of emergency. Thomas Cook or American Express travellers' cheques in US currency are the easiest to exchange. Cash advances can also be made with some banks but are time consuming and tend to have high fees attached. Credit cards can be used at some upmarket restaurants, and at some larger stores if shopping for big items. If you are bringing US Dollars, please make sure that the notes are new and in good condition. Notes older than 2003, or with any tears or blemishes may not be accepted. Be fussy with your bank when buying cash!

## Emergency Fund

---

Please also make sure you have access to at least an additional USD \$250 (or equivalent) as an 'emergency' fund, to be used when circumstances outside our control (ex. a natural disaster) require a change to our planned route. This is a rare occurrence.

## Departure Tax

---



## Tipping

---

It is customary in Asia to tip service providers such as waiters, at approximately 10%, depending on the service. Tipping is expected - though not compulsory - and shows an expression of satisfaction with the people who have assisted you on your tour. Although it may not be customary to you, it is of considerable significance to the people who will take care of you during your travels. There are several times during the trip where there is opportunity to tip the local guides or drivers we use. You may do this individually, or your CEO will offer to collect the money and tip as a group. Recommendations for tipping drivers and local guides would range from \$1.5-\$3.5 USD per person per day depending on the quality and length of the service; ask your CEO for specific recommendations based on the circumstances and culture. Also at the end of each trip if you felt your Travel There Co CEO did an outstanding job, tipping is appreciated. The amount is entirely a personal preference, however as a guideline \$20-25 USD per person, per week can be used.

## Optional Activities

---

Kintamani

- Walk to Nearby Waterfall

Gunung Batur

- Mt Batur Hike (650000IDR per person)

Ubud

- Monkey Forest Visit (6USD per person)

- Whitewater Rafting
- Yoga Class
- Bird Park
- Gianyar Night Market
- Kecak Dance Performance (20USD per person)
- Organic Cooking Class

#### Candidasa

- Tirta Gangga Visit
- Diving
- Massage
- Whitewater Rafting
- Cooking Class

## Health

---

Please note inoculations may be required for the country visited. It is your responsibility to consult with your travel doctor for up to date medical travel information well before departure.

There are no specific health requirements for this trip. However, you should consult your doctor for up-to-date medical travel information about before departure. We recommend that you carry a First Aid kit and hand sanitizers / antibacterial wipes as well as any personal medical requirements. In Asia pharmacies tend to stock the same western drugs as you get at home but they are usually produced locally so please bring the full drug name with you when trying to purchase a prescription drug. When selecting your trip please carefully read the brochure and itinerary and assess your ability to cope with our style of travel. Please refer to the Physical and Culture Shock ratings for trip specific information.

## Safety and Security

---

Many national governments provide a regularly updated advice service on safety issues involved with international travel. We recommend that you check your government's advice for their latest travel information before departure. We strongly recommend the use of a neck wallet or money belt while travelling, for the safe keeping of your passport, air tickets, travellers' cheques, cash and other valuable items. Leave your valuable jewellery at home - you won't need it while travelling. Many of the hotels we use have safety deposit boxes, which is the most secure way of storing your valuables. A lock is recommended for securing your luggage. When travelling on a group trip, please note that your CEO has the authority to amend or cancel any part of the trip itinerary if it is deemed necessary due to safety concerns. Your CEO will accompany you on all included activities. During your trip you will have some free time to pursue your own interests, relax and take it easy or explore at your leisure. While your CEO will assist you with options available in a given location please note that any optional activities you undertake are not part of your itinerary, and we offer no representations about the safety of the activity or the standard of the operators running them. Please use your own good judgment when selecting an activity in your free time. Although the cities visited on tour are generally safe during the day, there can be risks to wandering throughout any major city at night. It is our recommendation to stay in small groups and to take taxis to and from restaurants, or during night time excursions.

**Protests and Demonstrations-** Protests and demonstrations, even those that are well intended, have the potential to turn violent with no warning. Counter protests can also turn violent. Action by security forces to disperse demonstrators and protesters may occur at any time. If you are in an area where demonstrators or protesters are gathering, avoid the temptation of staying for a good photo opportunity and leave the area immediately.

Water based activities have an element of danger and excitement built into them. We recommend only participating in water based activities when accompanied by a guide(s). We make every reasonable effort to ensure the fun and adventurous element of any water based activities (in countries with varying degrees of operating standards) have a balanced approach to safety. It is our policy not to allow our CEOs to make arrangements on your behalf for water based activities that are not accompanied by guide(s).



Swimming, including snorkeling, is always at your own risk.

We take all prudent measures in relation to your safety. For ways to further enhance your personal safety while traveling, please visit:

[www.gadventures.com/travel-resources/safety/](http://www.gadventures.com/travel-resources/safety/)

---

## Trip Specific Safety

We strongly recommend the use of a neck wallet or money belt while travelling, for the safe keeping of your passport, air tickets, travellers' cheques, cash and other valuable items. Leave your valuable jewellery at home - you won't need it while travelling. Many of the hotels we use have safety deposit boxes which is the most secure way of storing your valuables. A lock is recommended for securing your luggage.

---

## Medical Form

---

## A Couple of Rules

Illegal drugs will not be tolerated on any trips. Possessing or using drugs not only contravenes the laws of the land but also puts the rest of the group at risk. Smoking marijuana and opium is a part of local culture in some parts of the world but is not acceptable for our travellers. Our philosophy of travel is one of respect towards everyone we encounter, and in particular the local people who make the world the special place it is. The exploitation of prostitutes is completely contrary to this philosophy. Our CEOs have the right to expel any member of the group if drugs are found in their possession or if they use prostitutes.

---

## A Word of Warning

---

## Travel Insurance

Travel Insurance: Travel insurance is compulsory in order to participate on any of our trips. When travelling on a group trip, you will not be permitted to join the group until evidence of travel insurance has been sighted by your CEO, who will take note of your insurance details. When selecting a travel insurance policy please bear in mind that all clients must have medical coverage and that we require a minimum coverage of USD 200,000 for repatriation and emergency rescue. We strongly recommend that the policy also covers personal liability, cancellation, curtailment and loss of luggage and personal effects. If you have credit card insurance we require proof of purchase of the trip (a receipt of credit card statement) with a credit card in your name. Contact your bank for details of their participating insurer, the level of coverage and emergency contact telephone number.

---

## Local Dress

When packing be aware that dress standards are conservative throughout Asia. To respect this and for your own comfort, we strongly recommend modest clothing. This means covering shoulders and no short shorts. Loose, lightweight, long clothing is both respectful and cool in the predominantly hot Asian climate. Shorts should be knee-length. Singlets and tank tops are not acceptable. One piece bathing suits are recommended and topless sun bathing is unacceptable.


---

## Feedback

After your travels, we want to hear from you! Your feedback information is so important to us that we'll give you 5% off the price of your next Travel There Co trip if your feedback is completed on-line within 30 days of finishing your trip. Your tour evaluation will be e-mailed to you 24 hours after the conclusion of your trip. If you do not receive the tour evaluation link in the days after your tour has finished, please drop us a line at [customerservice@gadventures.com](mailto:customerservice@gadventures.com) and we will send it on to you.

---

## Minimum Age



You must be 18 to travel unaccompanied on a Travel There Co tour. For minors travelling with a guardian over 21 years old, the minimum age is 12.

## International Flights

---

Check-in times and baggage allowances/restrictions vary by airline and can change at any time. For the most up-to-date information for your flight, please contact your airline. We recommend checking in online in advance to avoid potential delays at the airport.

Last updated: Sat 18 Jan '25

